



**ARREST, DISCIPLINE,  
USE  
OF FORCE, FIELD  
DATA CAPTURE  
AND AUDIT STATISTICS**

**Covering Period Of**

**January 1, 2007 – June 30, 2007**

# CONTENTS

FIELD DATA STATISTICS.....Page 3

ARREST STATISTICS.....Page 156

DISCIPLINE STATISTICS .....Page 160

USE OF FORCE STATISTICS.....Page 164

AUDIT SUMMARIES .....Page 167

NEW DIRECTIVES/POLICIES.....Page 182



# FIELD DATA STATISTICS

## CITYWIDE

### OCB

Central Bureau  
Central Area  
Hollenbeck Area  
Newton Area  
Northeast Area  
Rampart Area  
Central Traffic Division

### OHB

Criminal Intelligence Group  
Detective Services Group  
Juvenile Services Group  
Transit Group  
Uniformed Services Group

### OSB

77<sup>th</sup> Street Area  
Harbor Area  
South Bureau  
Southwest Area  
South Traffic Division

### OVB

Valley Bureau  
Devonshire Area  
Foothill Area  
Mission Area  
North Hollywood Area  
Van Nuys Area  
West Valley Area  
Valley Traffic Division

### OWB

West Bureau  
Hollywood Area  
Pacific Area  
West Los Angeles Area  
Wilshire Area  
West Traffic Division

**LOS ANGELES POLICE DEPARTMENT  
FIELD DATA STATISTICS  
CITYWIDE**

DESCRIPTION OF ITEM	DRIVER						Total
	White	Black	Hispanic	Asian	Amer. Ind.	Other	
<b>NUMBER OF DRIVERS</b>							
	97287	52961	105753	22851	454	3459	282765
<b>GENDER</b>							
Male	63677	35841	81265	14643	325	2637	198388
Female	33610	17120	24488	8208	129	822	84377
<b>APPARENT AGE</b>							
1 - 17	1245	705	1923	134	7	35	4049
18 - 25	19990	15085	35402	4677	110	868	76132
26 - 35	25947	15159	32972	6606	110	954	81748
36 - 45	22638	11472	21376	5043	120	737	61386
46 - 55	15927	6845	10186	3764	71	558	37351
56+	11540	3695	3894	2627	36	307	22099
<b>INITIAL REASON FOR STOP</b>							
Vehicle Code Moving Violation	64044	27322	60325	14247	283	2188	168409
Vehicle Code Pedestrian Violation	168	161	268	40	3	4	644
Vehicle Code Equipment/Registration Violation	24386	22124	38275	5695	135	952	91567
Municipal Code Violation	7004	1718	3010	2562	27	224	14545
Suspect Flight	15	33	72	2		1	123
Consensual	276	116	226	67	1	4	690
Call For Service	663	371	1270	99	3	34	2440
Department Briefing (Crime Broadcast, Bulletins, Roll Call)	74	143	237	9		6	469
Penal Code Violation	387	617	1293	78	2	27	2404
Health & Safety Code Violation	143	213	247	31		5	639
Other	127	143	530	21		14	835
<b>DID DRIVER EXIT VEHICLE?</b>							
Yes	9909	14536	30906	2013	56	641	58061
No	87378	38425	74847	20838	398	2818	224704
<b>DID YOU ASK DRIVER TO EXIT?</b>							
Yes	5761	11697	25210	954	33	348	44003
<b>PAT DOWN/FRISK SEARCH CONDUCTED?</b>							
Yes	3503	9369	16480	549	18	240	30159
<b>DETAINEE ASKED TO SUBMIT TO CONSENSUAL SEARCH?</b>							
Yes	2067	5297	9278	303	9	127	17081
<b>GRANTED?</b>							
Yes	1826	5104	8846	249	9	121	16155
<b>WAS SEARCH CONDUCTED?</b>							
Yes	4436	9583	21587	643	22	269	36540
<b>IF WARRANTLESS SEARCH CONDUCTED, SEARCH</b>							
Parole/Probation	420	1825	1342	31	2	16	3636
Odor of Contraband	159	523	441	25		14	1162
Incident to Pat Down/Frisk	658	1899	3200	88	4	65	5914
Incident to Arrest	1713	1806	5394	296	7	89	9305
Impound Authority	1622	2338	10645	202	7	79	14893
Visible Contraband	135	215	328	8		11	697
Consent	1806	5155	8829	248	10	122	16170
Other	25	49	77	6		7	164
<b>IF SEARCH WAS CONDUCTED, WHAT WAS SEARCHED?</b>							
Vehicle	3140	6807	16787	438	15	187	27374
Person	3222	7446	13457	489	16	208	24838
Container	132	99	234	12		9	486
Other	19	34	33			2	88
<b>WAS ANYTHING DISCOVERED/SEIZED?</b>							
Yes	2432	3717	13068	298	11	132	19658
<b>IF SEARCH WAS CONDUCTED, WHAT WAS DISCOVERED?</b>							
Weapons	58	122	232	11		6	429
Money	89	184	260	16			549
Drugs	534	831	1181	57		37	2640
Alcohol	62	107	341	2		1	513
Other Contraband	118	137	216	13		4	488
Other Evidence of Crime	104	129	369	17		6	625
Other Property	240	374	881	32	3	12	1542
Vehicle	1488	2235	10256	190	8	73	14250
<b>ACTION TAKEN:</b>							
Warning	24133	12552	20794	6492	102	625	64698
Citation	71091	37603	78802	16016	344	2718	206574
Arrest - Total	3309	3364	8373	585	17	194	15842
Booking - Yes	1702	1843	4734	266	7	78	8630

**LOS ANGELES POLICE DEPARTMENT  
FIELD DATA STATISTICS  
CITYWIDE**

DESCRIPTION OF ITEM	DRIVER						
	White	Black	Hispanic	Asian	Amer. Ind.	Other	Total
Booking - No	1607	1521	3638	319	10	116	7211
Release From Custody	105	99	280	67	1	17	569
Field Interview Completed	3034	6947	9644	550	18	188	20381
None	403	379	818	83	2	20	1705

**LOS ANGELES POLICE DEPARTMENT  
FIELD DATA STATISTICS  
CITYWIDE**

DESCRIPTION OF ITEM	PEDESTRIAN						
	White	Black	Hispanic	Asian	Amer. Ind.	Other	Total
<b>NUMBER OF PEDESTRIANS</b>							
	22004	48238	61307	2730	307	677	135263
<b>GENDER</b>							
Male	16585	39541	52476	1787	231	542	111162
Female	5419	8697	8831	943	76	135	24101
<b>APPARENT AGE</b>							
1 - 17	1503	5978	15877	369	9	69	23805
18 - 25	3776	10499	17967	628	25	149	33044
26 - 35	4780	7925	12280	583	61	154	25783
36 - 45	5913	11226	8840	523	95	136	26733
46 - 55	4298	9752	4516	345	72	104	19087
56+	1734	2858	1827	282	45	65	6811
<b>INITIAL REASON FOR STOP</b>							
Vehicle Code Moving Violation	1031	2062	2686	123	8	26	5936
Vehicle Code Pedestrian Violation	5628	11125	14857	1128	70	201	33009
Vehicle Code Equipment/Registration Violation	429	1737	2033	35	2	6	4242
Municipal Code Violation	5228	12252	16127	389	134	103	34233
Suspect Flight	49	425	391	5	2	3	875
Consensual	1975	5288	5752	114	18	33	13180
Call For Service	3874	3950	7287	463	36	174	15784
Department Briefing (Crime Broadcast, Bulletins, Roll Call)	322	1135	1260	21	2	6	2746
Penal Code Violation	1957	5382	7284	334	18	86	15061
Health & Safety Code Violation	1025	4330	2594	80	10	26	8065
Other	486	552	1036	38	7	13	2132
<b>PAT DOWN/FRISK SEARCH CONDUCTED?</b>							
Yes	9198	30455	36275	931	111	282	77252
<b>DETAINEE ASKED TO SUBMIT TO CONSENSUAL SEARCH?</b>							
Yes	4807	14969	18780	456	48	128	39188
<b>GRANTED?</b>							
Yes	4574	14490	18140	434	46	120	37804
<b>WAS SEARCH CONDUCTED?</b>							
Yes	8859	25927	31139	918	106	287	67236
<b>IF WARRANTLESS SEARCH CONDUCTED, SEARCH</b>							
Parole/Probation	1437	5907	3712	45	10	17	11128
Odor of Contraband	133	363	532	12	2		1042
Incident to Pat Down/Frisk	1768	6000	6720	193	20	50	14751
Incident to Arrest	4203	9336	11949	543	63	175	26269
Impound Authority	29	21	106	3			159
Visible Contraband	414	966	1280	33	9	11	2713
Consent	4508	14282	17926	435	48	122	37321
Other	105	105	143	11		6	370
<b>IF SEARCH WAS CONDUCTED, WHAT WAS SEARCHED?</b>							
Vehicle	259	348	634	25	1	13	1280
Person	8532	25640	30532	880	96	272	65952
Container	953	1141	1723	100	15	26	3958
Other	286	450	627	38	2	17	1420
<b>WAS ANYTHING DISCOVERED/SEIZED?</b>							
Yes	2434	6383	8214	262	35	76	17404
<b>IF SEARCH WAS CONDUCTED, WHAT WAS DISCOVERED?</b>							
Weapons	151	403	619	15		4	1192
Money	158	684	535	28		8	1413
Drugs	960	3030	2439	71	7	18	6525
Alcohol	386	783	1551	28	16	9	2773
Other Contraband	434	1093	1376	52	4	12	2971
Other Evidence of Crime	353	540	1239	58	1	19	2210
Other Property	519	1256	1712	59	9	19	3574
Vehicle	20	26	85	3		1	135
<b>ACTION TAKEN:</b>							
Warning	3420	11121	8964	224	26	64	23819
Citation	6447	11953	22885	1379	78	258	43000
Arrest - Total	8465	15632	21342	897	174	269	46779
Booking - Yes	4301	10037	10708	516	55	169	25786
Booking - No	4164	5595	10634	381	119	100	20993
Release From Custody	3396	3984	6204	238	108	71	14001
Field Interview Completed	9461	28217	28023	840	114	267	66922
None	846	1602	2048	68	6	31	4601

**LOS ANGELES POLICE DEPARTMENT  
FIELD DATA STATISTICS  
CITYWIDE**

DESCRIPTION OF ITEM	PASSENGER						Total
	White	Black	Hispanic	Asian	Amer. Ind.	Other	
<b>NUMBER OF PASSENGERS</b>							
	1716	4694	7135	254	10	84	13893
<b>GENDER</b>							
Male	1040	3622	5901	173	7	72	10815
Female	676	1072	1234	81	3	12	3078
<b>APPARENT AGE</b>							
1 - 17	154	511	1390	26	1	9	2091
18 - 25	646	2217	3712	92	3	42	6712
26 - 35	371	969	1322	74		15	2751
36 - 45	291	615	470	28	2	12	1418
46 - 55	185	317	187	20	3	5	717
56+	69	65	54	14	1	1	204
<b>INITIAL REASON FOR STOP</b>							
Vehicle Code Moving Violation	688	1500	2792	151	2	31	5164
Vehicle Code Pedestrian Violation	20	66	95	4		1	186
Vehicle Code Equipment/Registration Violation	396	2000	2296	47	2	28	4769
Municipal Code Violation	166	141	370	8	3	3	691
Suspect Flight	6	25	39	1		1	72
Consensual	50	106	181	2		2	341
Call For Service	137	129	270	21	1	4	562
Department Briefing (Crime Broadcast, Bulletins, Roll Call)	29	94	135			3	261
Penal Code Violation	120	403	623	12	1	4	1163
Health & Safety Code Violation	79	180	217	6		4	486
Other	25	50	117	2	1	3	198
<b>PAT DOWN/FRISK SEARCH CONDUCTED?</b>							
Yes	729	3371	4879	78	4	43	9104
<b>DETAINEE ASKED TO SUBMIT TO CONSENSUAL SEARCH?</b>							
Yes	392	1590	2657	50	2	19	4710
<b>GRANTED?</b>							
Yes	378	1554	2586	47	2	18	4585
<b>WAS SEARCH CONDUCTED?</b>							
Yes	719	2768	4198	73	4	40	7802
<b>IF WARRANTLESS SEARCH CONDUCTED, SEARCH</b>							
Parole/Probation	129	698	672	6		3	1508
Odor of Contraband	63	222	255	5		4	549
Incident to Pat Down/Frisk	141	648	978	12	1	12	1792
Incident to Arrest	259	643	1022	21	1	9	1955
Impound Authority	36	68	184	1		1	290
Visible Contraband	77	119	239	3		6	444
Consent	368	1547	2539	48	2	20	4524
Other	5	27	32				64
<b>IF SEARCH WAS CONDUCTED, WHAT WAS SEARCHED?</b>							
Vehicle	228	663	1034	14	1	13	1953
Person	666	2667	4042	70	4	38	7487
Container	60	65	111	2		3	241
Other	6	19	23	1		2	51
<b>WAS ANYTHING DISCOVERED/SEIZED?</b>							
Yes	303	731	1298	17	2	10	2361
<b>IF SEARCH WAS CONDUCTED, WHAT WAS DISCOVERED?</b>							
Weapons	18	47	129		1	1	196
Money	23	73	68				164
Drugs	160	358	506	10		6	1040
Alcohol	38	73	217	2	1	1	332
Other Contraband	40	81	139	1		1	262
Other Evidence of Crime	31	72	129	3			235
Other Property	49	114	223	3	1	1	391
Vehicle	19	77	136	1		1	234
<b>ACTION TAKEN:</b>							
Warning	347	963	1006	74	1	14	2405
Citation	561	943	2146	101	5	22	3778
Arrest - Total	408	1047	1685	34	4	13	3191
Booking - Yes	287	799	1122	26	1	10	2245
Booking - No	121	248	563	8	3	3	946
Release From Custody	60	127	205	2	1	2	397
Field Interview Completed	638	2907	3735	69	4	36	7389
None	148	361	598	14		13	1134

**LOS ANGELES POLICE DEPARTMENT  
FIELD DATA STATISTICS  
OCB**

DESCRIPTION OF ITEM	DRIVER						Total
	White	Black	Hispanic	Asian	Amer. Ind.	Other	
<b>NUMBER OF DRIVERS</b>							
	13192	7026	32395	6597	100	658	59968
<b>GENDER</b>							
Male	8858	4873	25137	4422	74	528	43892
Female	4334	2153	7258	2175	26	130	16076
<b>APPARENT AGE</b>							
1 - 17	58	60	505	16		2	641
18 - 25	2206	1572	9897	1053	19	125	14872
26 - 35	3553	1808	9959	1756	19	172	17267
36 - 45	3182	1729	6938	1542	27	163	13581
46 - 55	2377	1219	3587	1306	23	126	8638
56+	1816	638	1509	924	12	70	4969
<b>INITIAL REASON FOR STOP</b>							
Vehicle Code Moving Violation	8779	3845	19793	4650	55	439	37561
Vehicle Code Pedestrian Violation	32	36	100	17			185
Vehicle Code Equipment/Registration Violation	2685	2528	10633	1255	35	140	17276
Municipal Code Violation	1464	405	835	578	10	68	3360
Suspect Flight	1	3	21	2			27
Consensual	67	30	53	18			168
Call For Service	75	41	346	29		4	495
Department Briefing (Crime Broadcast, Bulletins, Roll Call)	3	12	79	2			96
Penal Code Violation	42	85	346	32		4	509
Health & Safety Code Violation	19	23	59	4		1	106
Other	25	18	130	10		2	185
<b>DID DRIVER EXIT VEHICLE?</b>							
Yes	1095	1812	9004	577	10	96	12594
No	12097	5214	23391	6020	90	562	47374
<b>DID YOU ASK DRIVER TO EXIT?</b>							
Yes	613	1442	7515	303	6	52	9931
<b>PAT DOWN/FRISK SEARCH CONDUCTED?</b>							
Yes	330	1086	4462	183	4	34	6099
<b>DETAINEE ASKED TO SUBMIT TO CONSENSUAL SEARCH?</b>							
Yes	166	508	2277	78	1	19	3049
<b>GRANTED?</b>							
Yes	153	492	2150	71	1	17	2884
<b>WAS SEARCH CONDUCTED?</b>							
Yes	419	1099	6380	207	6	46	8157
<b>IF WARRANTLESS SEARCH CONDUCTED, SEARCH</b>							
Parole/Probation	32	203	317	12	1	3	568
Odor of Contraband	9	25	71	3			108
Incident to Pat Down/Frisk	57	237	735	23	2	6	1060
Incident to Arrest	146	221	1457	101	1	13	1939
Impound Authority	162	309	3483	72	2	20	4048
Visible Contraband	14	26	70	4		3	117
Consent	152	508	2146	71	1	19	2897
Other	5	7	20	2		1	35
<b>IF SEARCH WAS CONDUCTED, WHAT WAS SEARCHED?</b>							
Vehicle	291	770	4968	139	3	34	6205
Person	282	842	3461	151	4	34	4774
Container	17	13	53	3		2	88
Other	4	1	7			1	13
<b>WAS ANYTHING DISCOVERED/SEIZED?</b>							
Yes	242	475	4053	101	2	30	4903
<b>IF SEARCH WAS CONDUCTED, WHAT WAS DISCOVERED?</b>							
Weapons	2	9	61	8			80
Money	7	17	52	6			82
Drugs	40	86	273	16		8	423
Alcohol	11	15	72				98
Other Contraband	10	24	45	3			82
Other Evidence of Crime	6	15	94	8		2	125
Other Property	26	53	165	13		4	261
Vehicle	155	302	3436	65	2	18	3978
<b>ACTION TAKEN:</b>							
Warning	4336	1952	5623	1436	28	139	13514
Citation	8603	4695	25001	5038	71	500	43908
Arrest - Total	246	340	2201	201	1	24	3013
Booking - Yes	159	231	1313	94	1	15	1813



**LOS ANGELES POLICE DEPARTMENT  
FIELD DATA STATISTICS  
OCB**

DESCRIPTION OF ITEM	DRIVER						
	White	Black	Hispanic	Asian	Amer. Ind.	Other	Total
Booking - No	87	109	887	107		9	1199
Release From Custody	7	12	93	23			135
Field Interview Completed	359	757	2671	176	2	31	3996
None	80	47	185	31		3	346

**LOS ANGELES POLICE DEPARTMENT  
FIELD DATA STATISTICS  
OCB**

DESCRIPTION OF ITEM	PEDESTRIAN						
	White	Black	Hispanic	Asian	Amer. Ind.	Other	Total
<b>NUMBER OF PEDESTRIANS</b>							
	4956	13832	24457	1161	144	236	44786
<b>GENDER</b>							
Male	3503	11371	20489	780	103	175	36421
Female	1453	2461	3968	381	41	61	8365
<b>APPARENT AGE</b>							
1 - 17	90	489	4672	60	1	14	5326
18 - 25	629	1624	6482	212	9	27	8983
26 - 35	1093	2194	5258	256	29	57	8887
36 - 45	1454	4241	4393	252	40	58	10438
46 - 55	1113	3965	2461	198	29	44	7810
56+	577	1319	1191	183	36	36	3342
<b>INITIAL REASON FOR STOP</b>							
Vehicle Code Moving Violation	208	554	1137	45	2	2	1948
Vehicle Code Pedestrian Violation	2389	4702	9328	688	52	134	17293
Vehicle Code Equipment/Registration Violation	47	392	569	13		2	1023
Municipal Code Violation	765	3067	5087	144	67	27	9157
Suspect Flight	3	35	105	2	2		147
Consensual	255	1253	1603	34	4	13	3162
Call For Service	557	696	2156	108	9	24	3550
Department Briefing (Crime Broadcast, Bulletins, Roll Call)	55	222	437	4	1		719
Penal Code Violation	344	1183	2733	73	3	23	4359
Health & Safety Code Violation	284	1613	997	40	4	11	2949
Other	49	115	305	10			479
<b>PAT DOWN/FRISK SEARCH CONDUCTED?</b>							
Yes	1521	7239	12047	266	40	53	21166
<b>DETAINEE ASKED TO SUBMIT TO CONSENSUAL SEARCH?</b>							
Yes	705	3707	5768	136	12	24	10352
<b>GRANTED?</b>							
Yes	657	3519	5505	127	12	24	9844
<b>WAS SEARCH CONDUCTED?</b>							
Yes	1473	6502	9987	267	39	50	18318
<b>IF WARRANTLESS SEARCH CONDUCTED, SEARCH</b>							
Parole/Probation	159	1468	949	17	1	4	2598
Odor of Contraband	24	42	122	5			193
Incident to Pat Down/Frisk	220	1603	1932	39	7	7	3808
Incident to Arrest	778	2664	3990	142	23	30	7627
Impound Authority	5	3	24	2			34
Visible Contraband	164	308	611	19	6	4	1112
Consent	650	3432	5464	128	12	25	9711
Other	20	31	47	6			104
<b>IF SEARCH WAS CONDUCTED, WHAT WAS SEARCHED?</b>							
Vehicle	25	39	131	7		2	204
Person	1350	6432	9647	252	33	47	17761
Container	204	321	647	24	9	5	1210
Other	50	102	202	14		3	371
<b>WAS ANYTHING DISCOVERED/SEIZED?</b>							
Yes	512	1903	3006	87	17	18	5543
<b>IF SEARCH WAS CONDUCTED, WHAT WAS DISCOVERED?</b>							
Weapons	19	74	204	6			303
Money	34	261	270	6		5	576
Drugs	208	1047	770	27	1	6	2059
Alcohol	122	201	685	13	11	1	1033
Other Contraband	92	308	556	16	1	3	976
Other Evidence of Crime	54	127	441	13	1	3	639
Other Property	96	348	547	19	3	6	1019
Vehicle	7	7	26	2		1	43
<b>ACTION TAKEN:</b>							
Warning	704	2790	2779	79	11	22	6385
Citation	2447	4920	12125	737	53	141	20423
Arrest - Total	1235	3931	6902	263	73	56	12460
Booking - Yes	799	2804	3651	152	16	34	7456
Booking - No	436	1127	3251	111	57	22	5004
Release From Custody	363	858	1980	91	53	17	3362
Field Interview Completed	1816	7101	9430	262	40	64	18713
None	87	333	532	22	2	4	980

**LOS ANGELES POLICE DEPARTMENT  
FIELD DATA STATISTICS  
OCB**

DESCRIPTION OF ITEM	PASSENGER						Total
	White	Black	Hispanic	Asian	Amer. Ind.	Other	
NUMBER OF PASSENGERS							
	174	577	1818	44	1	11	2625
GENDER							
Male	100	458	1514	32		9	2113
Female	74	119	304	12	1	2	512
APPARENT AGE							
1 - 17	10	50	364	4			428
18 - 25	52	232	843	7		8	1142
26 - 35	35	120	368	15			538
36 - 45	44	104	156	7	1	1	313
46 - 55	26	60	69	6		2	163
56+	7	11	18	5			41
INITIAL REASON FOR STOP							
Vehicle Code Moving Violation	58	181	711	24		7	981
Vehicle Code Pedestrian Violation	7	25	43	1		1	77
Vehicle Code Equipment/Registration Violation	45	231	591	5		3	875
Municipal Code Violation	8	19	88	1			116
Suspect Flight		3	5				8
Consensual	3	19	28	1			51
Call For Service	14	13	72	4			103
Department Briefing (Crime Broadcast, Bulletins, Roll Call)	2	8	38				48
Penal Code Violation	20	46	163	4			233
Health & Safety Code Violation	10	26	47	3			86
Other	7	6	32	1	1		47
PAT DOWN/FRISK SEARCH CONDUCTED?							
Yes	73	424	1281	19	1	5	1803
DETAINEE ASKED TO SUBMIT TO CONSENSUAL SEARCH?							
Yes	22	171	638	9	1		841
GRANTED?							
Yes	19	168	613	8	1		809
WAS SEARCH CONDUCTED?							
Yes	74	336	1023	17	1	3	1454
IF WARRANTLESS SEARCH CONDUCTED, SEARCH							
Parole/Probation	9	87	159	5			260
Odor of Contraband	5	12	50	1			68
Incident to Pat Down/Frisk	11	102	228	3		2	346
Incident to Arrest	30	78	233	7		1	349
Impound Authority	4	5	50				59
Visible Contraband	18	15	72	2		1	108
Consent	21	167	588	8	1	1	786
Other	2	1	17				20
IF SEARCH WAS CONDUCTED, WHAT WAS SEARCHED?							
Vehicle	26	53	238	5		2	324
Person	59	330	961	16	1	3	1370
Container	8	8	33	2			51
Other		2	5	1		1	9
WAS ANYTHING DISCOVERED/SEIZED?							
Yes	33	92	343	4		1	473
IF SEARCH WAS CONDUCTED, WHAT WAS DISCOVERED?							
Weapons	2	4	33				39
Money	1	8	13				22
Drugs	16	37	119	3		1	176
Alcohol	12	11	67	1			91
Other Contraband	1	17	39				57
Other Evidence of Crime	2	7	30	3			42
Other Property	2	19	48				69
Vehicle	3	8	33				44
ACTION TAKEN:							
Warning	27	102	159	4		2	294
Citation	61	108	712	24		6	911
Arrest - Total	45	136	423	11		1	616
Booking - Yes	38	116	274	9		1	438
Booking - No	7	20	149	2			178
Release From Custody	4	12	52				68
Field Interview Completed	71	356	984	14	1	2	1428
None	12	54	95	2		1	164

**LOS ANGELES POLICE DEPARTMENT  
FIELD DATA STATISTICS  
OCB - Central Area**

DESCRIPTION OF ITEM	DRIVER						Total
	White	Black	Hispanic	Asian	Amer. Ind.	Other	
<b>NUMBER OF DRIVERS</b>							
	1099	1090	2546	648	11	70	5464
<b>GENDER</b>							
Male	782	764	1860	438	7	61	3912
Female	317	326	686	210	4	9	1552
<b>APPARENT AGE</b>							
1 - 17	4	5	21				30
18 - 25	218	225	641	103	5	13	1205
26 - 35	341	259	805	177	1	22	1605
36 - 45	254	309	640	155	1	13	1372
46 - 55	175	215	311	121	2	15	839
56+	107	77	128	92	2	7	413
<b>INITIAL REASON FOR STOP</b>							
Vehicle Code Moving Violation	600	493	1218	389	4	40	2744
Vehicle Code Pedestrian Violation	4	7	9	1			21
Vehicle Code Equipment/Registration Violation	470	516	1184	243	7	29	2449
Municipal Code Violation	6	10	42	6			64
Suspect Flight		1	3				4
Consensual		9	6				15
Call For Service	4	9	16				29
Department Briefing (Crime Broadcast, Bulletins, Roll Call)	1	3	3				7
Penal Code Violation	10	31	35	8		1	85
Health & Safety Code Violation	3	6	13	1			23
Other	1	5	17				23
<b>DID DRIVER EXIT VEHICLE?</b>							
Yes	157	342	746	96		19	1360
No	942	748	1800	552	11	51	4104
<b>DID YOU ASK DRIVER TO EXIT?</b>							
Yes	102	258	615	49		7	1031
<b>PAT DOWN/FRISK SEARCH CONDUCTED?</b>							
Yes	59	165	255	19		4	502
<b>DETAINEE ASKED TO SUBMIT TO CONSENSUAL SEARCH?</b>							
Yes	24	81	125	10		3	243
<b>GRANTED?</b>							
Yes	24	80	116	9		3	232
<b>WAS SEARCH CONDUCTED?</b>							
Yes	65	191	372	22		6	656
<b>IF WARRANTLESS SEARCH CONDUCTED, SEARCH</b>							
Parole/Probation	11	50	29	3		1	94
Odor of Contraband	2	4	3				9
Incident to Pat Down/Frisk	20	38	52	4		1	115
Incident to Arrest	22	55	103	9			189
Impound Authority	21	50	189	5		2	267
Visible Contraband	1	4	7				12
Consent	25	84	115	10		4	238
Other	1		3				4
<b>IF SEARCH WAS CONDUCTED, WHAT WAS SEARCHED?</b>							
Vehicle	41	134	306	14		4	499
Person	50	153	205	18		4	430
Container	4	7	4	1			16
Other							
<b>WAS ANYTHING DISCOVERED/SEIZED?</b>							
Yes	33	100	245	9		4	391
<b>IF SEARCH WAS CONDUCTED, WHAT WAS DISCOVERED?</b>							
Weapons		2	5	1			8
Money	1	8	8	2			19
Drugs	6	16	24	1		1	48
Alcohol	1	3	5				9
Other Contraband	1	8	8				17
Other Evidence of Crime		1	3	1			5
Other Property	8	27	22	2			59
Vehicle	17	48	185	4		3	257
<b>ACTION TAKEN:</b>							
Warning	159	241	329	73	1	13	816
Citation	922	768	2107	582	10	57	4446
Arrest - Total	28	75	152	15		2	272
Booking - Yes	23	60	86	10			179

**LOS ANGELES POLICE DEPARTMENT  
FIELD DATA STATISTICS  
OCB - Central Area**

DESCRIPTION OF ITEM	DRIVER						
	White	Black	Hispanic	Asian	Amer. Ind.	Other	Total
Booking - No	5	15	66	5		2	93
Release From Custody	2	3	18				23
Field Interview Completed	90	180	251	38		4	563
None	5	5	25	2			37

**LOS ANGELES POLICE DEPARTMENT  
FIELD DATA STATISTICS  
OCB - Central Area**

DESCRIPTION OF ITEM	PEDESTRIAN						
	White	Black	Hispanic	Asian	Amer. Ind.	Other	Total
<b>NUMBER OF PEDESTRIANS</b>							
	1692	6268	4771	335	26	84	13176
<b>GENDER</b>							
Male	1189	5113	3725	226	16	62	10331
Female	503	1155	1046	109	10	22	2845
<b>APPARENT AGE</b>							
1 - 17	15	80	299	8			402
18 - 25	177	626	1142	56	1	11	2013
26 - 35	400	981	1284	75	10	16	2766
36 - 45	550	2021	1139	73	6	23	3812
46 - 55	378	1947	599	74	6	13	3017
56+	172	613	308	49	3	21	1166
<b>INITIAL REASON FOR STOP</b>							
Vehicle Code Moving Violation	59	171	140	9	1		380
Vehicle Code Pedestrian Violation	789	1972	2320	191	8	50	5330
Vehicle Code Equipment/Registration Violation	17	95	74	6			192
Municipal Code Violation	300	1577	765	62	7	10	2721
Suspect Flight	1	12	10	1	2		26
Consensual	100	633	424	9	2	3	1171
Call For Service	136	281	243	16	3	5	684
Department Briefing (Crime Broadcast, Bulletins, Roll Call)	15	68	49	2			134
Penal Code Violation	106	473	356	21	2	9	967
Health & Safety Code Violation	154	927	348	16	1	7	1453
Other	15	59	42	2			118
<b>PAT DOWN/FRISK SEARCH CONDUCTED?</b>							
Yes	524	2870	1707	64	9	21	5195
<b>DETAINEE ASKED TO SUBMIT TO CONSENSUAL SEARCH?</b>							
Yes	250	1504	770	33	4	8	2569
<b>GRANTED?</b>							
Yes	230	1422	721	33	4	8	2418
<b>WAS SEARCH CONDUCTED?</b>							
Yes	494	2804	1514	70	9	21	4912
<b>IF WARRANTLESS SEARCH CONDUCTED, SEARCH</b>							
Parole/Probation	43	524	189	2		2	760
Odor of Contraband	3	5	10				18
Incident to Pat Down/Frisk	102	561	322	8	1	5	999
Incident to Arrest	294	1429	795	47	6	17	2588
Impound Authority		1	3				4
Visible Contraband	18	138	49	2		2	209
Consent	222	1349	700	32	4	8	2315
Other	3	12	10				25
<b>IF SEARCH WAS CONDUCTED, WHAT WAS SEARCHED?</b>							
Vehicle	3	11	16	1			31
Person	489	2785	1499	69	9	21	4872
Container	36	125	90	2	1	3	257
Other	9	34	19	6			68
<b>WAS ANYTHING DISCOVERED/SEIZED?</b>							
Yes	139	990	528	27	3	9	1696
<b>IF SEARCH WAS CONDUCTED, WHAT WAS DISCOVERED?</b>							
Weapons	2	30	23				55
Money	18	198	98	2		4	320
Drugs	79	579	187	13		5	863
Alcohol	2	40	48	1			91
Other Contraband	30	148	62	7	1	1	249
Other Evidence of Crime	12	67	97	2	1	1	180
Other Property	34	240	178	6	1	3	462
Vehicle		2	5				7
<b>ACTION TAKEN:</b>							
Warning	303	1432	689	28	6	11	2469
Citation	774	1957	2396	198	8	47	5380
Arrest - Total	392	1881	1035	94	7	24	3433
Booking - Yes	315	1494	845	51	6	18	2729
Booking - No	77	387	190	43	1	6	704
Release From Custody	59	312	143	41		4	559
Field Interview Completed	712	3386	1897	79	16	25	6115
None	23	145	89	3		3	263

**LOS ANGELES POLICE DEPARTMENT  
FIELD DATA STATISTICS  
OCB - Central Area**

DESCRIPTION OF ITEM	PASSENGER						
	White	Black	Hispanic	Asian	Amer. Ind.	Other	Total
NUMBER OF PASSENGERS							
	27	122	109	2		2	262
GENDER							
Male	19	90	82	1		2	194
Female	8	32	27	1			68
APPARENT AGE							
1 - 17	2	8	15				25
18 - 25	9	18	38	1		1	67
26 - 35	6	24	32	1			63
36 - 45	6	41	15				62
46 - 55	4	28	7			1	40
56+		3	2				5
INITIAL REASON FOR STOP							
Vehicle Code Moving Violation	6	29	21	2			58
Vehicle Code Pedestrian Violation	2	5	10			1	18
Vehicle Code Equipment/Registration Violation	8	34	37			1	80
Municipal Code Violation		11	2				13
Suspect Flight		1					1
Consensual	2	9	2				13
Call For Service	2	4	1				7
Department Briefing (Crime Broadcast, Bulletins, Roll Call)	1		5				6
Penal Code Violation	5	14	23				42
Health & Safety Code Violation		13	7				20
Other	1	2	1				4
PAT DOWN/FRISK SEARCH CONDUCTED?							
Yes	11	77	66	1			155
DETAINEE ASKED TO SUBMIT TO CONSENSUAL SEARCH?							
Yes	4	32	29				65
GRANTED?							
Yes	3	30	28				61
WAS SEARCH CONDUCTED?							
Yes	8	77	60				145
IF WARRANTLESS SEARCH CONDUCTED, SEARCH							
Parole/Probation	2	24	8				34
Odor of Contraband	1	3	2				6
Incident to Pat Down/Frisk	4	26	16				46
Incident to Arrest	2	26	25				53
Impound Authority			2				2
Visible Contraband		3	4				7
Consent	3	32	27				62
Other							
IF SEARCH WAS CONDUCTED, WHAT WAS SEARCHED?							
Vehicle	1	17	15				33
Person	8	77	57				142
Container		3					3
Other		2					2
WAS ANYTHING DISCOVERED/SEIZED?							
Yes		30	28				58
IF SEARCH WAS CONDUCTED, WHAT WAS DISCOVERED?							
Weapons			2				2
Money		6	2				8
Drugs		16	11				27
Alcohol			3				3
Other Contraband		8	2				10
Other Evidence of Crime			3				3
Other Property		9	8				17
Vehicle			1				1
ACTION TAKEN:							
Warning	6	28	13				47
Citation	4	19	34	2		1	60
Arrest - Total	4	43	32				79
Booking - Yes	4	38	29				71
Booking - No		5	3				8
Release From Custody		3	3				6
Field Interview Completed	19	77	57				153
None	2	12	5			1	20

**LOS ANGELES POLICE DEPARTMENT  
FIELD DATA STATISTICS  
OCB - Rampart Area**

DESCRIPTION OF ITEM	DRIVER						Total
	White	Black	Hispanic	Asian	Amer. Ind.	Other	
<b>NUMBER OF DRIVERS</b>							
	547	588	3261	741	12	68	5217
<b>GENDER</b>							
Male	398	449	2786	552	10	52	4247
Female	149	139	475	189	2	16	970
<b>APPARENT AGE</b>							
1 - 17	3	7	67				77
18 - 25	137	165	1236	155	3	15	1711
26 - 35	184	181	1039	224		17	1645
36 - 45	124	139	616	151	4	11	1045
46 - 55	61	66	226	133	4	21	511
56+	38	30	77	78	1	4	228
<b>INITIAL REASON FOR STOP</b>							
Vehicle Code Moving Violation	330	267	1592	500	5	51	2745
Vehicle Code Pedestrian Violation			13	1			14
Vehicle Code Equipment/Registration Violation	196	283	1420	193	7	16	2115
Municipal Code Violation	5	3	41	23			72
Suspect Flight			5				5
Consensual		3	5	2			10
Call For Service	9	6	52	7			74
Department Briefing (Crime Broadcast, Bulletins, Roll Call)	1	3	21	2			27
Penal Code Violation	3	11	73	9		1	97
Health & Safety Code Violation	2	7	20	2			31
Other	1	5	19	2			27
<b>DID DRIVER EXIT VEHICLE?</b>							
Yes	124	246	1641	146	2	14	2173
No	423	342	1620	595	10	54	3044
<b>DID YOU ASK DRIVER TO EXIT?</b>							
Yes	93	202	1397	98	2	9	1801
<b>PAT DOWN/FRISK SEARCH CONDUCTED?</b>							
Yes	68	174	1113	89	2	6	1452
<b>DETAINEE ASKED TO SUBMIT TO CONSENSUAL SEARCH?</b>							
Yes	37	78	493	34		4	646
<b>GRANTED?</b>							
Yes	32	71	438	30		3	574
<b>WAS SEARCH CONDUCTED?</b>							
Yes	68	161	1206	82	2	9	1528
<b>IF WARRANTLESS SEARCH CONDUCTED, SEARCH</b>							
Parole/Probation	11	25	48	4	1	1	90
Odor of Contraband	1	5	17	3			26
Incident to Pat Down/Frisk	12	22	170	9		2	215
Incident to Arrest	21	44	304	37		2	408
Impound Authority	23	51	598	25	1	4	702
Visible Contraband	2	9	11	3		1	26
Consent	31	72	453	29		3	588
Other	1	3	2	2			8
<b>IF SEARCH WAS CONDUCTED, WHAT WAS SEARCHED?</b>							
Vehicle	48	119	934	59	1	5	1166
Person	56	129	780	64	1	6	1036
Container	4	2	11	2		1	20
Other	1		3				4
<b>WAS ANYTHING DISCOVERED/SEIZED?</b>							
Yes	37	81	751	39	1	6	915
<b>IF SEARCH WAS CONDUCTED, WHAT WAS DISCOVERED?</b>							
Weapons	1	3	12	4			20
Money	1	4	21	3			29
Drugs	12	24	76	12		1	125
Alcohol	1	1	19				21
Other Contraband	3	7	9	2			21
Other Evidence of Crime	1	5	25	3			34
Other Property	4	8	41	7		2	62
Vehicle	17	42	596	18	1	3	677
<b>ACTION TAKEN:</b>							
Warning	103	112	482	50	1	5	753
Citation	407	399	2482	638	11	59	3996
Arrest - Total	50	71	483	93		5	702
Booking - Yes	24	41	218	27		2	312



**LOS ANGELES POLICE DEPARTMENT  
FIELD DATA STATISTICS  
OCB - Rampart Area**

DESCRIPTION OF ITEM	DRIVER						
	White	Black	Hispanic	Asian	Amer. Ind.	Other	Total
Booking - No	26	30	265	66		3	390
Release From Custody	2	4	23	22			51
Field Interview Completed	40	73	313	44		2	472
None	9	13	36	6		1	65

**LOS ANGELES POLICE DEPARTMENT  
FIELD DATA STATISTICS  
OCB - Rampart Area**

DESCRIPTION OF ITEM	PEDESTRIAN						
	White	Black	Hispanic	Asian	Amer. Ind.	Other	Total
<b>NUMBER OF PEDESTRIANS</b>							
	627	1117	5263	107	68	23	7205
<b>GENDER</b>							
Male	438	934	4850	82	56	15	6375
Female	189	183	413	25	12	8	830
<b>APPARENT AGE</b>							
1 - 17	15	51	1243	6		7	1322
18 - 25	47	155	1538	22		1	1763
26 - 35	112	173	1113	25	11	6	1440
36 - 45	187	323	743	28	12	5	1298
46 - 55	183	320	438	15	14	4	974
56+	83	95	188	11	31		408
<b>INITIAL REASON FOR STOP</b>							
Vehicle Code Moving Violation	19	18	223	6			266
Vehicle Code Pedestrian Violation	126	271	1502	22	11	3	1935
Vehicle Code Equipment/Registration Violation	2	7	84	1			94
Municipal Code Violation	145	301	1268	12	48	9	1783
Suspect Flight	1	1	22				24
Consensual	38	81	330	8	2	4	463
Call For Service	111	149	655	34	3	4	956
Department Briefing (Crime Broadcast, Bulletins, Roll Call)	11	11	64		1		87
Penal Code Violation	127	178	856	17	1	3	1182
Health & Safety Code Violation	37	92	174	6	2		311
Other	10	8	85	1			104
<b>PAT DOWN/FRISK SEARCH CONDUCTED?</b>							
Yes	345	700	3661	65	17	10	4798
<b>DETAINEE ASKED TO SUBMIT TO CONSENSUAL SEARCH?</b>							
Yes	109	242	1558	35	3	5	1952
<b>GRANTED?</b>							
Yes	99	215	1475	29	3	5	1826
<b>WAS SEARCH CONDUCTED?</b>							
Yes	304	570	2865	71	15	8	3833
<b>IF WARRANTLESS SEARCH CONDUCTED, SEARCH</b>							
Parole/Probation	41	128	155	4	1	1	330
Odor of Contraband	4	2	27	2			35
Incident to Pat Down/Frisk	46	103	504	18	2	1	674
Incident to Arrest	175	259	1238	33	10	2	1717
Impound Authority			8				8
Visible Contraband	17	33	66	1	1		118
Consent	103	215	1485	31	3	6	1843
Other	4	1	4	3			12
<b>IF SEARCH WAS CONDUCTED, WHAT WAS SEARCHED?</b>							
Vehicle	9	4	27	2		1	43
Person	294	560	2825	69	14	8	3770
Container	35	42	84	4	3		168
Other	8	16	37	4		1	66
<b>WAS ANYTHING DISCOVERED/SEIZED?</b>							
Yes	101	169	766	14	7	4	1061
<b>IF SEARCH WAS CONDUCTED, WHAT WAS DISCOVERED?</b>							
Weapons	7	12	49	2			70
Money	5	9	100	1			115
Drugs	52	84	172	4	1	1	314
Alcohol	13	42	144		6		205
Other Contraband	26	18	158	3		1	206
Other Evidence of Crime	15	11	117	6		1	150
Other Property	12	12	130	3		1	158
Vehicle	1		9				10
<b>ACTION TAKEN:</b>							
Warning	96	210	626	9	1	4	946
Citation	128	220	2157	28	11	4	2548
Arrest - Total	311	529	2008	51	53	13	2965
Booking - Yes	168	274	994	34	7	7	1484
Booking - No	143	255	1014	17	46	6	1481
Release From Custody	130	234	657	8	46	5	1080
Field Interview Completed	304	522	1791	41	12	7	2677
None	20	35	176	9	2	1	243

**LOS ANGELES POLICE DEPARTMENT  
FIELD DATA STATISTICS  
OCB - Rampart Area**

DESCRIPTION OF ITEM	PASSENGER						
	White	Black	Hispanic	Asian	Amer. Ind.	Other	Total
NUMBER OF PASSENGERS							
	22	77	354	11	1	1	466
GENDER							
Male	10	51	296	9		1	367
Female	12	26	58	2	1		99
APPARENT AGE							
1 - 17	1	8	62	3			74
18 - 25	6	34	172	2		1	215
26 - 35	6	17	70	4			97
36 - 45	3	10	34	1	1		49
46 - 55	5	7	13	1			26
56+	1	1	3				5
INITIAL REASON FOR STOP							
Vehicle Code Moving Violation	7	23	138	3		1	172
Vehicle Code Pedestrian Violation			17				17
Vehicle Code Equipment/Registration Violation	5	27	96	3			131
Municipal Code Violation	2	2	11				15
Suspect Flight			1				1
Consensual	1	2	14				17
Call For Service	2	2	18	2			24
Department Briefing (Crime Broadcast, Bulletins, Roll Call)		5	7				12
Penal Code Violation		11	30	3			44
Health & Safety Code Violation	5	5	16				26
Other			6		1		7
PAT DOWN/FRISK SEARCH CONDUCTED?							
Yes	10	53	269	8	1	1	342
DETAINEE ASKED TO SUBMIT TO CONSENSUAL SEARCH?							
Yes	5	18	103	3	1		130
GRANTED?							
Yes	3	17	94	3	1		118
WAS SEARCH CONDUCTED?							
Yes	11	35	195	6	1		248
IF WARRANTLESS SEARCH CONDUCTED, SEARCH							
Parole/Probation	3	5	22	1			31
Odor of Contraband		1	5				6
Incident to Pat Down/Frisk	3	4	47	2			56
Incident to Arrest	2	17	51	3			73
Impound Authority			7				7
Visible Contraband	2	1	8	1			12
Consent	5	17	89	3	1		115
Other			4				4
IF SEARCH WAS CONDUCTED, WHAT WAS SEARCHED?							
Vehicle	3	3	33				39
Person	9	34	191	6	1		241
Container		1	5				6
Other			2	1			3
WAS ANYTHING DISCOVERED/SEIZED?							
Yes	3	13	66	1			83
IF SEARCH WAS CONDUCTED, WHAT WAS DISCOVERED?							
Weapons		1	9				10
Money		2	8				10
Drugs	3	5	26	1			35
Alcohol		1	12				13
Other Contraband		2	6				8
Other Evidence of Crime		5	4	1			10
Other Property		5	8				13
Vehicle			6				6
ACTION TAKEN:							
Warning	5	9	32	1			47
Citation	3	15	153	4		1	176
Arrest - Total	8	26	95	4			133
Booking - Yes	7	20	64	3			94
Booking - No	1	6	31	1			39
Release From Custody	1	2	10				13
Field Interview Completed	10	37	148	5	1		201
None	1	7	22	2			32

**LOS ANGELES POLICE DEPARTMENT  
FIELD DATA STATISTICS  
OCB - Hollenbeck Area**

DESCRIPTION OF ITEM	DRIVER						Total
	White	Black	Hispanic	Asian	Amer. Ind.	Other	
<b>NUMBER OF DRIVERS</b>							
	210	162	4980	181	2	13	5548
<b>GENDER</b>							
Male	150	122	3890	119	1	11	4293
Female	60	40	1090	62	1	2	1255
<b>APPARENT AGE</b>							
1 - 17	2	1	114	2			119
18 - 25	43	47	1852	42	1	3	1988
26 - 35	67	40	1557	58		7	1729
36 - 45	43	36	871	34	1	2	987
46 - 55	41	28	417	21		1	508
56+	14	10	169	24			217
<b>INITIAL REASON FOR STOP</b>							
Vehicle Code Moving Violation	88	57	2349	98		11	2603
Vehicle Code Pedestrian Violation			4				4
Vehicle Code Equipment/Registration Violation	114	100	2390	80	2	2	2688
Municipal Code Violation	1	1	72	1			75
Suspect Flight			7				7
Consensual			9				9
Call For Service	2	2	28				32
Department Briefing (Crime Broadcast, Bulletins, Roll Call)		1	13				14
Penal Code Violation	3		81	1			85
Health & Safety Code Violation	1		8	1			10
Other	1	1	19				21
<b>DID DRIVER EXIT VEHICLE?</b>							
Yes	41	41	1500	22	1	1	1606
No	169	121	3480	159	1	12	3942
<b>DID YOU ASK DRIVER TO EXIT?</b>							
Yes	24	32	1282	8		1	1347
<b>PAT DOWN/FRISK SEARCH CONDUCTED?</b>							
Yes	20	25	947	6		1	999
<b>DETAINEE ASKED TO SUBMIT TO CONSENSUAL SEARCH?</b>							
Yes	15	16	682	2			715
<b>GRANTED?</b>							
Yes	13	16	650	2			681
<b>WAS SEARCH CONDUCTED?</b>							
Yes	20	25	1068	6		1	1120
<b>IF WARRANTLESS SEARCH CONDUCTED, SEARCH</b>							
Parole/Probation	3	4	135			1	143
Odor of Contraband	1		15				16
Incident to Pat Down/Frisk	6	9	209	1		1	226
Incident to Arrest	7	5	230	3		1	246
Impound Authority	2	4	405	1		1	413
Visible Contraband			21				21
Consent	13	16	653	2			684
Other							
<b>IF SEARCH WAS CONDUCTED, WHAT WAS SEARCHED?</b>							
Vehicle	13	13	785	6		1	818
Person	20	23	805	6		1	855
Container			7				7
Other							
<b>WAS ANYTHING DISCOVERED/SEIZED?</b>							
Yes	6	6	553	3		1	569
<b>IF SEARCH WAS CONDUCTED, WHAT WAS DISCOVERED?</b>							
Weapons			25				25
Money			9				9
Drugs	3	2	71			1	77
Alcohol	1		16				17
Other Contraband			6				6
Other Evidence of Crime	1		19	1		1	22
Other Property			29				29
Vehicle	1	4	406	2			413
<b>ACTION TAKEN:</b>							
Warning	36	21	622	8			687
Citation	163	130	4045	169	2	12	4521
Arrest - Total	15	9	498	10		3	535
Booking - Yes	8	5	191	3		1	208

**LOS ANGELES POLICE DEPARTMENT  
FIELD DATA STATISTICS  
OCB - Hollenbeck Area**

DESCRIPTION OF ITEM	DRIVER						
	White	Black	Hispanic	Asian	Amer. Ind.	Other	Total
Booking - No	7	4	307	7		2	327
Release From Custody	1		28				29
Field Interview Completed	12	16	464	5		1	498
None	1	2	46	1			50

**LOS ANGELES POLICE DEPARTMENT  
FIELD DATA STATISTICS  
OCB - Hollenbeck Area**

DESCRIPTION OF ITEM	PEDESTRIAN						Total
	White	Black	Hispanic	Asian	Amer. Ind.	Other	
<b>NUMBER OF PEDESTRIANS</b>							
	71	132	2936	40	3	4	3186
<b>GENDER</b>							
Male	58	106	2558	29	3	4	2758
Female	13	26	378	11			428
<b>APPARENT AGE</b>							
1 - 17	1	15	946	12	1		975
18 - 25	11	21	755	12	1	1	801
26 - 35	15	16	465	6		1	503
36 - 45	24	48	425	3	1	1	502
46 - 55	16	26	263	7		1	313
56+	4	6	82				92
<b>INITIAL REASON FOR STOP</b>							
Vehicle Code Moving Violation	3	6	164	1			174
Vehicle Code Pedestrian Violation	15	30	363	7	1		416
Vehicle Code Equipment/Registration Violation	1	1	82	3			87
Municipal Code Violation	18	42	949	11	1	1	1022
Suspect Flight	1		35				36
Consensual	8	18	364	5			395
Call For Service	10	15	240	3	1	3	272
Department Briefing (Crime Broadcast, Bulletins, Roll Call)	3	1	76				80
Penal Code Violation	8	9	471	7			495
Health & Safety Code Violation	1	5	126				132
Other	3	5	66	3			77
<b>PAT DOWN/FRISK SEARCH CONDUCTED?</b>							
Yes	31	79	1867	20	3	1	2001
<b>DETAINEE ASKED TO SUBMIT TO CONSENSUAL SEARCH?</b>							
Yes	19	51	1263	13	2		1348
<b>GRANTED?</b>							
Yes	18	50	1210	13	2		1293
<b>WAS SEARCH CONDUCTED?</b>							
Yes	33	76	1772	18	3	1	1903
<b>IF WARRANTLESS SEARCH CONDUCTED, SEARCH</b>							
Parole/Probation	9	12	236	3			260
Odor of Contraband			17				17
Incident to Pat Down/Frisk	8	22	447	4	1		482
Incident to Arrest	12	26	544	5	1	1	589
Impound Authority	1		4				5
Visible Contraband	1	2	48				51
Consent	18	49	1193	13	2		1275
Other		4	9	1			14
<b>IF SEARCH WAS CONDUCTED, WHAT WAS SEARCHED?</b>							
Vehicle	1	1	24				26
Person	33	75	1755	18	3	1	1885
Container		4	41				45
Other	3		16				19
<b>WAS ANYTHING DISCOVERED/SEIZED?</b>							
Yes	6	16	470	2			494
<b>IF SEARCH WAS CONDUCTED, WHAT WAS DISCOVERED?</b>							
Weapons			46				46
Money		1	19				20
Drugs	2	6	144				152
Alcohol	1	7	108				116
Other Contraband	2	2	97				101
Other Evidence of Crime	1	1	51				53
Other Property		2	52	2			56
Vehicle	1		3				4
<b>ACTION TAKEN:</b>							
Warning	9	25	412	6	1	1	454
Citation	15	36	964	15	2		1032
Arrest - Total	31	49	1112	15	1	2	1210
Booking - Yes	15	31	550	6		1	603
Booking - No	16	18	562	9	1	1	607
Release From Custody	14	14	315	4		1	348
Field Interview Completed	27	52	1349	13		2	1443
None	3	3	85	4			95

**LOS ANGELES POLICE DEPARTMENT  
FIELD DATA STATISTICS  
OCB - Hollenbeck Area**

DESCRIPTION OF ITEM	PASSENGER						Total
	White	Black	Hispanic	Asian	Amer. Ind.	Other	
NUMBER OF PASSENGERS							
	5	7	353	5			370
GENDER							
Male	4	4	307	3			318
Female	1	3	46	2			52
APPARENT AGE							
1 - 17			72				72
18 - 25	1	4	158				163
26 - 35	2		85	3			90
36 - 45	2	3	26				31
46 - 55			10	1			11
56+			2	1			3
INITIAL REASON FOR STOP							
Vehicle Code Moving Violation	1	2	147				150
Vehicle Code Pedestrian Violation				1			1
Vehicle Code Equipment/Registration Violation	3	3	131	1			138
Municipal Code Violation			9				9
Suspect Flight		1	2				3
Consensual			4				4
Call For Service	1		15				16
Department Briefing (Crime Broadcast, Bulletins, Roll Call)		1	5				6
Penal Code Violation			34	1			35
Health & Safety Code Violation			3	2			5
Other			3				3
PAT DOWN/FRISK SEARCH CONDUCTED?							
Yes	4	5	294	4			307
DETAINEE ASKED TO SUBMIT TO CONSENSUAL SEARCH?							
Yes	1	2	222	4			229
GRANTED?							
Yes	1	2	216	3			222
WAS SEARCH CONDUCTED?							
Yes	4	6	281	5			296
IF WARRANTLESS SEARCH CONDUCTED, SEARCH							
Parole/Probation	1		58	1			60
Odor of Contraband			14				14
Incident to Pat Down/Frisk	1	3	77				81
Incident to Arrest	1	2	50	2			55
Impound Authority			16				16
Visible Contraband			18				18
Consent	1	2	216	3			222
Other			3				3
IF SEARCH WAS CONDUCTED, WHAT WAS SEARCHED?							
Vehicle	1		65	1			67
Person	4	6	273	5			288
Container			6	1			7
Other			2				2
WAS ANYTHING DISCOVERED/SEIZED?							
Yes	1	1	91				93
IF SEARCH WAS CONDUCTED, WHAT WAS DISCOVERED?							
Weapons		1	11				12
Money			1				1
Drugs	1		21				22
Alcohol			24				24
Other Contraband			7				7
Other Evidence of Crime			8				8
Other Property			16				16
Vehicle			11				11
ACTION TAKEN:							
Warning	1		35	2			38
Citation		2	112				114
Arrest - Total	1	2	86	3			92
Booking - Yes	1	2	67	2			72
Booking - No			19	1			20
Release From Custody			2				2
Field Interview Completed	2	3	212	1			218
None	2	1	15				18

**LOS ANGELES POLICE DEPARTMENT  
FIELD DATA STATISTICS  
OCB - Northeast Area**

DESCRIPTION OF ITEM	DRIVER						Total
	White	Black	Hispanic	Asian	Amer. Ind.	Other	
<b>NUMBER OF DRIVERS</b>							
	1013	201	2743	244	4	77	4282
<b>GENDER</b>							
Male	700	152	2208	178	3	68	3309
Female	313	49	535	66	1	9	973
<b>APPARENT AGE</b>							
1 - 17	12	3	103	2		2	122
18 - 25	236	58	1167	64	1	31	1557
26 - 35	310	63	793	71	1	19	1257
36 - 45	244	48	383	48	1	15	739
46 - 55	126	21	226	31	1	8	413
56+	85	8	71	28		2	194
<b>INITIAL REASON FOR STOP</b>							
Vehicle Code Moving Violation	579	78	1130	137	2	34	1960
Vehicle Code Pedestrian Violation		1	2				3
Vehicle Code Equipment/Registration Violation	384	111	1399	101	2	39	2036
Municipal Code Violation	2	1	34				37
Suspect Flight			2	1			3
Consensual	1		5	1			7
Call For Service	22	2	66	2		1	93
Department Briefing (Crime Broadcast, Bulletins, Roll Call)	1		14				15
Penal Code Violation	6	4	48	1		1	60
Health & Safety Code Violation	9	2	8			1	20
Other	9	2	35	1		1	48
<b>DID DRIVER EXIT VEHICLE?</b>							
Yes	228	62	1081	45		13	1429
No	785	139	1662	199	4	64	2853
<b>DID YOU ASK DRIVER TO EXIT?</b>							
Yes	164	49	887	29		12	1141
<b>PAT DOWN/FRISK SEARCH CONDUCTED?</b>							
Yes	95	37	668	18		13	831
<b>DETAINEE ASKED TO SUBMIT TO CONSENSUAL SEARCH?</b>							
Yes	57	16	291	11		9	384
<b>GRANTED?</b>							
Yes	53	15	279	11		8	366
<b>WAS SEARCH CONDUCTED?</b>							
Yes	108	29	625	16		13	791
<b>IF WARRANTLESS SEARCH CONDUCTED, SEARCH</b>							
Parole/Probation	7	2	32	4			45
Odor of Contraband	5	1	19				25
Incident to Pat Down/Frisk	2	3	27	1			33
Incident to Arrest	29	8	146	5		5	193
Impound Authority	31	5	276	4		3	319
Visible Contraband	9	5	18			2	34
Consent	52	15	273	10		8	358
Other	3	1	11				15
<b>IF SEARCH WAS CONDUCTED, WHAT WAS SEARCHED?</b>							
Vehicle	84	23	520	12		10	649
Person	72	22	383	12		13	502
Container	7	1	24			1	33
Other	3	1	3			1	8
<b>WAS ANYTHING DISCOVERED/SEIZED?</b>							
Yes	65	15	383	8		6	477
<b>IF SEARCH WAS CONDUCTED, WHAT WAS DISCOVERED?</b>							
Weapons		1	7	1			9
Money	3		9				12
Drugs	12	2	57	2		3	76
Alcohol	8	3	19				30
Other Contraband	4		13				17
Other Evidence of Crime	3	2	26	2		1	34
Other Property	10	3	36	2		2	53
Vehicle	32	6	252	4		1	295
<b>ACTION TAKEN:</b>							
Warning	165	51	476	27		7	726
Citation	790	134	2035	206	4	64	3233
Arrest - Total	48	10	225	8		6	297
Booking - Yes	33	8	142	5		5	193



**LOS ANGELES POLICE DEPARTMENT  
FIELD DATA STATISTICS  
OCB - Northeast Area**

DESCRIPTION OF ITEM	DRIVER						
	White	Black	Hispanic	Asian	Amer. Ind.	Other	Total
Booking - No	15	2	82	3		1	103
Release From Custody	1		17				18
Field Interview Completed	131	33	610	32		15	821
None	10	4	29	4			47

**LOS ANGELES POLICE DEPARTMENT  
FIELD DATA STATISTICS  
OCB - Northeast Area**

DESCRIPTION OF ITEM	PEDESTRIAN						
	White	Black	Hispanic	Asian	Amer. Ind.	Other	Total
<b>NUMBER OF PEDESTRIANS</b>							
	641	276	3420	129	8	24	4498
<b>GENDER</b>							
Male	527	222	2941	100	8	17	3815
Female	114	54	479	29		7	683
<b>APPARENT AGE</b>							
1 - 17	46	32	1175	25		6	1284
18 - 25	112	54	1004	38		6	1214
26 - 35	117	53	534	28	1	5	738
36 - 45	171	59	388	23	6	5	652
46 - 55	129	56	253	8	1	1	448
56+	66	22	66	7		1	162
<b>INITIAL REASON FOR STOP</b>							
Vehicle Code Moving Violation	14	7	42	1		1	65
Vehicle Code Pedestrian Violation	43	16	324	2			385
Vehicle Code Equipment/Registration Violation	15	4	91				110
Municipal Code Violation	152	75	1134	38	6	5	1410
Suspect Flight			18	1			19
Consensual	34	9	141	6		4	194
Call For Service	282	111	859	49	2	12	1315
Department Briefing (Crime Broadcast, Bulletins, Roll Call)	17	10	65	1			93
Penal Code Violation	45	32	543	19		2	641
Health & Safety Code Violation	21	3	123	8			155
Other	18	9	80	4			111
<b>PAT DOWN/FRISK SEARCH CONDUCTED?</b>							
Yes	346	168	2265	72	3	12	2866
<b>DETAINEE ASKED TO SUBMIT TO CONSENSUAL SEARCH?</b>							
Yes	157	70	857	29	1	6	1120
<b>GRANTED?</b>							
Yes	152	68	804	26	1	6	1057
<b>WAS SEARCH CONDUCTED?</b>							
Yes	380	166	1742	68	6	13	2375
<b>IF WARRANTLESS SEARCH CONDUCTED, SEARCH</b>							
Parole/Probation	14	8	110	4			136
Odor of Contraband	14	8	45	3			70
Incident to Pat Down/Frisk	17	7	88	1			113
Incident to Arrest	171	83	745	33	1	8	1041
Impound Authority	3	1	6				10
Visible Contraband	111	30	392	14	5	2	554
Consent	151	69	798	26	1	6	1051
Other	10	3	19	2			34
<b>IF SEARCH WAS CONDUCTED, WHAT WAS SEARCHED?</b>							
Vehicle	9	3	39	2			53
Person	282	142	1499	56	1	11	1991
Container	113	39	374	15	5	1	547
Other	21	6	98	3		1	129
<b>WAS ANYTHING DISCOVERED/SEIZED?</b>							
Yes	192	73	825	30	5	3	1128
<b>IF SEARCH WAS CONDUCTED, WHAT WAS DISCOVERED?</b>							
Weapons	8	4	51	3			66
Money	6	8	32	3		1	50
Drugs	27	6	107	3			143
Alcohol	102	29	342	12	5	1	491
Other Contraband	18	3	157	4		1	183
Other Evidence of Crime	22	18	111	4		1	156
Other Property	34	11	112	5		1	163
Vehicle	2	2	6				10
<b>ACTION TAKEN:</b>							
Warning	109	33	489	10	1	2	644
Citation	76	40	948	15		5	1084
Arrest - Total	317	132	1514	68	6	11	2048
Booking - Yes	171	88	695	34	1	7	996
Booking - No	146	44	819	34	5	4	1052
Release From Custody	123	38	453	31	5	2	652
Field Interview Completed	432	193	2232	88	5	19	2969
None	20	11	97	6			134

**LOS ANGELES POLICE DEPARTMENT  
FIELD DATA STATISTICS  
OCB - Northeast Area**

DESCRIPTION OF ITEM	PASSENGER						
	White	Black	Hispanic	Asian	Amer. Ind.	Other	Total
NUMBER OF PASSENGERS							
	46	18	393	8		4	469
GENDER							
Male	32	12	332	6		3	385
Female	14	6	61	2		1	84
APPARENT AGE							
1 - 17	2	2	102				106
18 - 25	20	10	179	3		4	216
26 - 35	6	4	71	2			83
36 - 45	10		25	3			38
46 - 55	6	2	13				21
56+	2		3				5
INITIAL REASON FOR STOP							
Vehicle Code Moving Violation	11	5	96	3		3	118
Vehicle Code Pedestrian Violation	3		7				10
Vehicle Code Equipment/Registration Violation	12	4	127	1		1	145
Municipal Code Violation	2		50				52
Suspect Flight							
Consensual			3	1			4
Call For Service	7	3	30	1			41
Department Briefing (Crime Broadcast, Bulletins, Roll Call)		1	9				10
Penal Code Violation	3	2	42				47
Health & Safety Code Violation	2		11	1			14
Other	6	3	18	1			28
PAT DOWN/FRISK SEARCH CONDUCTED?							
Yes	18	11	270	5		2	306
DETAINEE ASKED TO SUBMIT TO CONSENSUAL SEARCH?							
Yes	7	1	97	1			106
GRANTED?							
Yes	7	1	90	1			99
WAS SEARCH CONDUCTED?							
Yes	26	10	183	5		1	225
IF WARRANTLESS SEARCH CONDUCTED, SEARCH							
Parole/Probation	2		26	2			30
Odor of Contraband	4	1	14	1			20
Incident to Pat Down/Frisk	1		7	1			9
Incident to Arrest	7	4	55	2		1	69
Impound Authority			2				2
Visible Contraband	12	3	30	1		1	47
Consent	7	1	86	1			95
Other	1	1	5				7
IF SEARCH WAS CONDUCTED, WHAT WAS SEARCHED?							
Vehicle	14	4	65	3		1	87
Person	15	7	156	4		1	183
Container	7	2	18	1			28
Other						1	1
WAS ANYTHING DISCOVERED/SEIZED?							
Yes	16	8	84	3		1	112
IF SEARCH WAS CONDUCTED, WHAT WAS DISCOVERED?							
Weapons	1		3				4
Money			1				1
Drugs	5	3	35	2		1	46
Alcohol	12	3	22	1			38
Other Contraband			15				15
Other Evidence of Crime	1		4	2			7
Other Property		2	12				14
Vehicle			2				2
ACTION TAKEN:							
Warning	6		26	1		1	34
Citation	23	8	128	1		2	162
Arrest - Total	11	7	130	3		1	152
Booking - Yes	7	4	56	3		1	71
Booking - No	4	3	74				81
Release From Custody	2	1	30				33
Field Interview Completed	19	13	267	7		1	307
None		1	12				13

**LOS ANGELES POLICE DEPARTMENT  
FIELD DATA STATISTICS  
OCB - Newton Area**

DESCRIPTION OF ITEM	DRIVER						Total
	White	Black	Hispanic	Asian	Amer. Ind.	Other	
<b>NUMBER OF DRIVERS</b>							
	123	1220	2307	69	4	14	3737
<b>GENDER</b>							
Male	93	1029	2095	46	3	13	3279
Female	30	191	212	23	1	1	458
<b>APPARENT AGE</b>							
1 - 17	1	30	93				124
18 - 25	28	432	1056	15	2	4	1537
26 - 35	40	351	728	18	2	5	1144
36 - 45	26	241	300	13			580
46 - 55	19	125	111	21		5	281
56+	9	41	19	2			71
<b>INITIAL REASON FOR STOP</b>							
Vehicle Code Moving Violation	51	395	886	34	2	7	1375
Vehicle Code Pedestrian Violation	1	5	3				9
Vehicle Code Equipment/Registration Violation	59	761	1260	27	2	7	2116
Municipal Code Violation		8	5	1			14
Suspect Flight	1	2	2				5
Consensual		2	5				7
Call For Service	1	5	17				23
Department Briefing (Crime Broadcast, Bulletins, Roll Call)		4	26				30
Penal Code Violation	8	30	85	7			130
Health & Safety Code Violation	2	5	7				14
Other		3	11				14
<b>DID DRIVER EXIT VEHICLE?</b>							
Yes	46	757	1304	21	3	5	2136
No	77	463	1003	48	1	9	1601
<b>DID YOU ASK DRIVER TO EXIT?</b>							
Yes	41	690	1173	17	2	4	1927
<b>PAT DOWN/FRISK SEARCH CONDUCTED?</b>							
Yes	33	634	1055	13	2	2	1739
<b>DETAINEE ASKED TO SUBMIT TO CONSENSUAL SEARCH?</b>							
Yes	14	300	565	6	1	1	887
<b>GRANTED?</b>							
Yes	14	293	551	5	1	1	865
<b>WAS SEARCH CONDUCTED?</b>							
Yes	31	510	903	14	2	2	1462
<b>IF WARRANTLESS SEARCH CONDUCTED, SEARCH</b>							
Parole/Probation		119	68	1			188
Odor of Contraband		15	14				29
Incident to Pat Down/Frisk	6	154	203	1	2		366
Incident to Arrest	12	64	154	7		1	238
Impound Authority	7	70	227	1			305
Visible Contraband	2	7	12	1			22
Consent	14	304	536	5	1	1	861
Other		3	4				7
<b>IF SEARCH WAS CONDUCTED, WHAT WAS SEARCHED?</b>							
Vehicle	18	339	601	6	1	2	967
Person	25	455	738	11	2	2	1233
Container		3	5				8
Other			1				1
<b>WAS ANYTHING DISCOVERED/SEIZED?</b>							
Yes	14	135	305	2		2	458
<b>IF SEARCH WAS CONDUCTED, WHAT WAS DISCOVERED?</b>							
Weapons		3	11	1			15
Money		4	3				7
Drugs	5	39	35			1	80
Alcohol		7	10				17
Other Contraband		8	9				17
Other Evidence of Crime	1	7	19				27
Other Property	2	12	16				30
Vehicle	6	72	217	1		1	297
<b>ACTION TAKEN:</b>							
Warning	17	304	399	3	2	1	726
Citation	93	779	1641	56	2	12	2583
Arrest - Total	15	118	259	15		1	408
Booking - Yes	10	75	149	7		1	242

**LOS ANGELES POLICE DEPARTMENT  
FIELD DATA STATISTICS  
OCB - Newton Area**

DESCRIPTION OF ITEM	DRIVER						
	White	Black	Hispanic	Asian	Amer. Ind.	Other	Total
Booking - No	5	43	110	8			166
Release From Custody		4	3	1			8
Field Interview Completed	29	401	665	14		2	1111
None		10	23				33

**LOS ANGELES POLICE DEPARTMENT  
FIELD DATA STATISTICS  
OCB - Newton Area**

DESCRIPTION OF ITEM	PEDESTRIAN						
	White	Black	Hispanic	Asian	Amer. Ind.	Other	Total
<b>NUMBER OF PEDESTRIANS</b>							
	270	3247	3088	36	7	16	6664
<b>GENDER</b>							
Male	111	2793	2818	22	4	8	5756
Female	159	454	270	14	3	8	908
<b>APPARENT AGE</b>							
1 - 17	2	275	846	1		1	1125
18 - 25	38	542	918	8			1506
26 - 35	71	575	583	7	2	4	1242
36 - 45	88	942	506	9	4	6	1555
46 - 55	59	733	166	9	1	4	972
56+	12	180	69	2		1	264
<b>INITIAL REASON FOR STOP</b>							
Vehicle Code Moving Violation	16	208	231	1		1	457
Vehicle Code Pedestrian Violation	63	797	591	10	3	1	1465
Vehicle Code Equipment/Registration Violation	8	265	210	1		1	485
Municipal Code Violation	55	595	771	8	3	2	1434
Suspect Flight		19	19				38
Consensual	39	399	288	2		1	729
Call For Service	13	124	143	2			282
Department Briefing (Crime Broadcast, Bulletins, Roll Call)	8	128	181	1			318
Penal Code Violation	44	411	475	7		8	945
Health & Safety Code Violation	23	273	158	4	1	2	461
Other	1	28	21				50
<b>PAT DOWN/FRISK SEARCH CONDUCTED?</b>							
Yes	153	2563	2249	21	6	7	4999
<b>DETAINEE ASKED TO SUBMIT TO CONSENSUAL SEARCH?</b>							
Yes	96	1390	1145	15		4	2650
<b>GRANTED?</b>							
Yes	91	1373	1129	15		4	2612
<b>WAS SEARCH CONDUCTED?</b>							
Yes	139	2043	1800	19	4	6	4011
<b>IF WARRANTLESS SEARCH CONDUCTED, SEARCH</b>							
Parole/Probation	34	563	215	3			815
Odor of Contraband	1	19	18				38
Incident to Pat Down/Frisk	22	748	520	5	3	1	1299
Incident to Arrest	56	467	504	8	4	2	1041
Impound Authority		1	1	1			3
Visible Contraband	8	65	42	1			116
Consent	89	1355	1115	15		4	2578
Other	3	7	4				14
<b>IF SEARCH WAS CONDUCTED, WHAT WAS SEARCHED?</b>							
Vehicle	1	17	22	1		1	42
Person	130	2029	1776	19	4	5	3963
Container	15	54	37	2		1	109
Other	3	21	25				49
<b>WAS ANYTHING DISCOVERED/SEIZED?</b>							
Yes	28	358	323	7	2	2	720
<b>IF SEARCH WAS CONDUCTED, WHAT WAS DISCOVERED?</b>							
Weapons	1	21	29	1			52
Money		21	15				36
Drugs	19	155	109	3			286
Alcohol	1	60	37				98
Other Contraband	7	79	71				157
Other Evidence of Crime	3	25	53	1			82
Other Property	3	54	55	1	2	1	116
Vehicle	1	3	1	1		1	7
<b>ACTION TAKEN:</b>							
Warning	50	700	408	5		3	1166
Citation	69	964	1113	10	3	4	2163
Arrest - Total	100	854	1032	17	5	6	2014
Booking - Yes	61	502	409	11	1	1	985
Booking - No	39	352	623	6	4	5	1029
Release From Custody	27	217	385	5	2	5	641
Field Interview Completed	194	2169	1884	20	5	6	4278
None	6	94	60				160

**LOS ANGELES POLICE DEPARTMENT  
FIELD DATA STATISTICS  
OCB - Newton Area**

DESCRIPTION OF ITEM	PASSENGER						
	White	Black	Hispanic	Asian	Amer. Ind.	Other	Total
<b>NUMBER OF PASSENGERS</b>							
	39	307	444	2		1	793
<b>GENDER</b>							
Male	18	267	402	2		1	690
Female	21	40	42				103
<b>APPARENT AGE</b>							
1 - 17	3	29	99				131
18 - 25	9	154	248	1		1	413
26 - 35	8	64	63	1			136
36 - 45	13	39	23				75
46 - 55	6	18	10				34
56+		3	1				4
<b>INITIAL REASON FOR STOP</b>							
Vehicle Code Moving Violation	8	99	162	2		1	272
Vehicle Code Pedestrian Violation		10	4				14
Vehicle Code Equipment/Registration Violation	14	157	190				361
Municipal Code Violation	1	4	15				20
Suspect Flight		1	2				3
Consensual		6	5				11
Call For Service	1	4	7				12
Department Briefing (Crime Broadcast, Bulletins, Roll Call)	1	1	12				14
Penal Code Violation	12	18	34				64
Health & Safety Code Violation	2	6	9				17
Other		1	4				5
<b>PAT DOWN/FRISK SEARCH CONDUCTED?</b>							
Yes	27	257	375	1		1	661
<b>DETAINEE ASKED TO SUBMIT TO CONSENSUAL SEARCH?</b>							
Yes	3	106	184	1			294
<b>GRANTED?</b>							
Yes	3	106	182	1			292
<b>WAS SEARCH CONDUCTED?</b>							
Yes	18	186	288	1		1	494
<b>IF WARRANTLESS SEARCH CONDUCTED, SEARCH</b>							
Parole/Probation	1	50	41	1			93
Odor of Contraband		7	15				22
Incident to Pat Down/Frisk	2	66	81			1	150
Incident to Arrest	16	23	48				87
Impound Authority	1	5	14				20
Visible Contraband	3	6	12				21
Consent	3	102	167	1			273
Other			5				5
<b>IF SEARCH WAS CONDUCTED, WHAT WAS SEARCHED?</b>							
Vehicle	2	25	49	1			77
Person	18	184	276	1		1	480
Container	1		4				5
Other			1				1
<b>WAS ANYTHING DISCOVERED/SEIZED?</b>							
Yes	8	33	62				103
<b>IF SEARCH WAS CONDUCTED, WHAT WAS DISCOVERED?</b>							
Weapons	1	2	8				11
Money			1				1
Drugs	5	9	24				38
Alcohol		6	6				12
Other Contraband	1	7	9				17
Other Evidence of Crime	1	1	11				13
Other Property	1	3	3				7
Vehicle		7	4				11
<b>ACTION TAKEN:</b>							
Warning	2	57	48			1	108
Citation	6	41	131	2			180
Arrest - Total	19	50	75				144
Booking - Yes	17	45	54				116
Booking - No	2	5	21				28
Release From Custody	1	5	6				12
Field Interview Completed	17	212	297	1			527
None	7	30	41				78

**LOS ANGELES POLICE DEPARTMENT  
FIELD DATA STATISTICS  
OCB - CENTRAL BUREAU**

DESCRIPTION OF ITEM	DRIVER						
	White	Black	Hispanic	Asian	Amer. Ind.	Other	Total
<b>NUMBER OF DRIVERS</b>							
	194	132	179	61	2	9	577
<b>GENDER</b>							
Male	136	101	124	44	1	9	415
Female	58	31	55	17	1		162
<b>APPARENT AGE</b>							
1 - 17	2	1	1				4
18 - 25	26	25	37	9		2	99
26 - 35	43	30	48	18	1	3	143
36 - 45	59	31	51	21		4	166
46 - 55	38	37	33	7	1		116
56+	26	8	9	6			49
<b>INITIAL REASON FOR STOP</b>							
Vehicle Code Moving Violation	98	60	69	23		4	254
Vehicle Code Pedestrian Violation			1				1
Vehicle Code Equipment/Registration Violation	73	65	96	35	2	3	274
Municipal Code Violation	23	6	10	2		2	43
Suspect Flight							
Consensual							
Call For Service							
Department Briefing (Crime Broadcast, Bulletins, Roll Call)		1	2				3
Penal Code Violation				1			1
Health & Safety Code Violation			1				1
Other							
<b>DID DRIVER EXIT VEHICLE?</b>							
Yes	28	41	37	7		4	117
No	166	91	142	54	2	5	460
<b>DID YOU ASK DRIVER TO EXIT?</b>							
Yes	6	27	23	3		1	60
<b>PAT DOWN/FRISK SEARCH CONDUCTED?</b>							
Yes	5	21	17	2		1	46
<b>DETAINEE ASKED TO SUBMIT TO CONSENSUAL SEARCH?</b>							
Yes	2	8	11	1			22
<b>GRANTED?</b>							
Yes	2	8	9	1			20
<b>WAS SEARCH CONDUCTED?</b>							
Yes	5	18	13	2		1	39
<b>IF WARRANTLESS SEARCH CONDUCTED, SEARCH</b>							
Parole/Probation		3	1				4
Odor of Contraband							
Incident to Pat Down/Frisk	2	5	1			1	9
Incident to Arrest	2	4	7	2			15
Impound Authority		3	3				6
Visible Contraband		1					1
Consent	2	8	9	1		1	21
Other							
<b>IF SEARCH WAS CONDUCTED, WHAT WAS SEARCHED?</b>							
Vehicle		13	8	2		1	24
Person	5	17	11	2		1	36
Container	1		1				2
Other							
<b>WAS ANYTHING DISCOVERED/SEIZED?</b>							
Yes	1	8	5	2			16
<b>IF SEARCH WAS CONDUCTED, WHAT WAS DISCOVERED?</b>							
Weapons	1						1
Money	1			1			2
Drugs	1	1	1	1			4
Alcohol							
Other Contraband		1		1			2
Other Evidence of Crime				1			1
Other Property	1	1	1	1			4
Vehicle		5	3				8
<b>ACTION TAKEN:</b>							
Warning	121	59	75	27		5	287
Citation	71	68	95	32	2	4	272
Arrest - Total	5	5	8	3			21
Booking - Yes	1	3	1	2			7



**LOS ANGELES POLICE DEPARTMENT  
FIELD DATA STATISTICS  
OCB - CENTRAL BUREAU**

DESCRIPTION OF ITEM	DRIVER						
	White	Black	Hispanic	Asian	Amer. Ind.	Other	Total
Booking - No	4	2	7	1			14
Release From Custody			4				4
Field Interview Completed	5	19	24	8	1	1	58
None	1	2	1				4

**LOS ANGELES POLICE DEPARTMENT  
FIELD DATA STATISTICS  
OCB - CENTRAL BUREAU**

DESCRIPTION OF ITEM	PEDESTRIAN						Total
	White	Black	Hispanic	Asian	Amer. Ind.	Other	
<b>NUMBER OF PEDESTRIANS</b>							
	197	1245	429	25	3	5	1904
<b>GENDER</b>							
Male	110	985	354	20		5	1474
Female	87	260	75	5	3		430
<b>APPARENT AGE</b>							
1 - 17		4	13				17
18 - 25	15	57	47	2		1	122
26 - 35	40	188	112	5		2	347
36 - 45	77	445	130	12	1	1	666
46 - 55	47	390	104	5	2	1	549
56+	18	161	23	1			203
<b>INITIAL REASON FOR STOP</b>							
Vehicle Code Moving Violation	3	40	18				61
Vehicle Code Pedestrian Violation	34	208	84	3	1		330
Vehicle Code Equipment/Registration Violation		13	9			1	23
Municipal Code Violation	63	460	164	10	2		699
Suspect Flight		3					3
Consensual	32	112	48	4		1	197
Call For Service	1	11		1			13
Department Briefing (Crime Broadcast, Bulletins, Roll Call)	1	4	2				7
Penal Code Violation	14	77	27	1		1	120
Health & Safety Code Violation	48	311	68	6		2	435
Other	1	6	9				16
<b>PAT DOWN/FRISK SEARCH CONDUCTED?</b>							
Yes	117	843	266	19	2	2	1249
<b>DETAINEE ASKED TO SUBMIT TO CONSENSUAL SEARCH?</b>							
Yes	74	443	160	10	2	1	690
<b>GRANTED?</b>							
Yes	67	384	151	10	2	1	615
<b>WAS SEARCH CONDUCTED?</b>							
Yes	117	826	263	18	2	1	1227
<b>IF WARRANTLESS SEARCH CONDUCTED, SEARCH</b>							
Parole/Probation	17	226	40	1		1	285
Odor of Contraband	2	7	4				13
Incident to Pat Down/Frisk	24	160	49	2			235
Incident to Arrest	66	393	145	14	1		619
Impound Authority							
Visible Contraband	9	40	12	1			62
Consent	67	389	159	10	2	1	628
Other		4					4
<b>IF SEARCH WAS CONDUCTED, WHAT WAS SEARCHED?</b>							
Vehicle		3					3
Person	116	824	263	18	2	1	1224
Container	5	57	19	1			82
Other	6	25	7	1		1	40
<b>WAS ANYTHING DISCOVERED/SEIZED?</b>							
Yes	44	293	85	6			428
<b>IF SEARCH WAS CONDUCTED, WHAT WAS DISCOVERED?</b>							
Weapons	1	7	5				13
Money	5	24	6				35
Drugs	29	213	51	4			297
Alcohol	3	23	1				27
Other Contraband	9	58	11	2			80
Other Evidence of Crime	1	5	11				17
Other Property	13	29	20	2			64
Vehicle							
<b>ACTION TAKEN:</b>							
Warning	53	362	103	4	2	1	525
Citation	24	203	84	3		1	315
Arrest - Total	77	474	173	15	1		740
Booking - Yes	65	409	140	13	1		628
Booking - No	12	65	33	2			112
Release From Custody	9	41	20	2			72
Field Interview Completed	142	762	260	17	2	5	1188
None	8	43	20				71

**LOS ANGELES POLICE DEPARTMENT  
FIELD DATA STATISTICS  
OCB - CENTRAL BUREAU**

DESCRIPTION OF ITEM	PASSENGER						
	White	Black	Hispanic	Asian	Amer. Ind.	Other	Total
NUMBER OF PASSENGERS							
	3	24	7			1	35
GENDER							
Male	1	17	5			1	24
Female	2	7	2				11
APPARENT AGE							
1 - 17		2					2
18 - 25		4	1			1	6
26 - 35	1	6	1				8
36 - 45	1	8	4				13
46 - 55		3	1				4
56+	1	1					2
INITIAL REASON FOR STOP							
Vehicle Code Moving Violation	1	9	1				11
Vehicle Code Pedestrian Violation		8	1				9
Vehicle Code Equipment/Registration Violation		2	2			1	5
Municipal Code Violation	1	1	1				3
Suspect Flight							
Consensual		2					2
Call For Service			1				1
Department Briefing (Crime Broadcast, Bulletins, Roll Call)							
Penal Code Violation							
Health & Safety Code Violation	1	2	1				4
Other							
PAT DOWN/FRISK SEARCH CONDUCTED?							
Yes	3	18	4			1	26
DETAINEE ASKED TO SUBMIT TO CONSENSUAL SEARCH?							
Yes	2	12	2				16
GRANTED?							
Yes	2	12	2				16
WAS SEARCH CONDUCTED?							
Yes	3	17	5			1	26
IF WARRANTLESS SEARCH CONDUCTED, SEARCH							
Parole/Probation		4	3				7
Odor of Contraband							
Incident to Pat Down/Frisk		3				1	4
Incident to Arrest	1	5	3				9
Impound Authority							
Visible Contraband		2					2
Consent	2	13	2			1	18
Other							
IF SEARCH WAS CONDUCTED, WHAT WAS SEARCHED?							
Vehicle	1	4	1			1	7
Person	3	17	5			1	26
Container		2					2
Other							
WAS ANYTHING DISCOVERED/SEIZED?							
Yes	1	6	2				9
IF SEARCH WAS CONDUCTED, WHAT WAS DISCOVERED?							
Weapons							
Money	1						1
Drugs	1	4	1				6
Alcohol		1					1
Other Contraband							
Other Evidence of Crime							
Other Property	1		1				2
Vehicle		1					1
ACTION TAKEN:							
Warning	1	7	1				9
Citation	1	7	2				10
Arrest - Total	1	6	3				10
Booking - Yes	1	5	3				9
Booking - No		1					1
Release From Custody		1					1
Field Interview Completed	2	14	2			1	19
None							

**LOS ANGELES POLICE DEPARTMENT  
FIELD DATA STATISTICS  
OCB - Central Traffic Area**

DESCRIPTION OF ITEM	DRIVER						Total
	White	Black	Hispanic	Asian	Amer. Ind.	Other	
<b>NUMBER OF DRIVERS</b>							
	10006	3633	16379	4653	65	407	35143
<b>GENDER</b>							
Male	6599	2256	12174	3045	49	314	24437
Female	3407	1377	4205	1608	16	93	10706
<b>APPARENT AGE</b>							
1 - 17	34	13	106	12			165
18 - 25	1518	620	3908	665	7	57	6775
26 - 35	2568	884	4989	1190	14	99	9744
36 - 45	2432	925	4077	1120	20	118	8692
46 - 55	1917	727	2263	972	15	76	5970
56+	1537	464	1036	694	9	57	3797
<b>INITIAL REASON FOR STOP</b>							
Vehicle Code Moving Violation	7033	2495	12549	3469	42	292	25880
Vehicle Code Pedestrian Violation	27	23	68	15			133
Vehicle Code Equipment/Registration Violation	1389	692	2884	576	13	44	5598
Municipal Code Violation	1427	376	631	545	10	66	3055
Suspect Flight			2	1			3
Consensual	66	16	23	15			120
Call For Service	37	17	167	20		3	244
Department Briefing (Crime Broadcast, Bulletins, Roll Call)							
Penal Code Violation	12	9	24	5		1	51
Health & Safety Code Violation	2	3	2				7
Other	13	2	29	7		1	52
<b>DID DRIVER EXIT VEHICLE?</b>							
Yes	471	323	2695	240	4	40	3773
No	9535	3310	13684	4413	61	367	31370
<b>DID YOU ASK DRIVER TO EXIT?</b>							
Yes	183	184	2138	99	2	18	2624
<b>PAT DOWN/FRISK SEARCH CONDUCTED?</b>							
Yes	50	30	407	36		7	530
<b>DETAINEE ASKED TO SUBMIT TO CONSENSUAL SEARCH?</b>							
Yes	17	9	110	14		2	152
<b>GRANTED?</b>							
Yes	15	9	107	13		2	146
<b>WAS SEARCH CONDUCTED?</b>							
Yes	122	165	2193	65	2	14	2561
<b>IF WARRANTLESS SEARCH CONDUCTED, SEARCH</b>							
Parole/Probation			4				4
Odor of Contraband			3				3
Incident to Pat Down/Frisk	9	6	73	7		1	96
Incident to Arrest	53	41	513	38	1	4	650
Impound Authority	78	126	1785	36	1	10	2036
Visible Contraband			1				1
Consent	15	9	107	14		2	147
Other						1	1
<b>IF SEARCH WAS CONDUCTED, WHAT WAS SEARCHED?</b>							
Vehicle	87	129	1814	40	1	11	2082
Person	54	43	539	38	1	7	682
Container	1		1				2
Other							
<b>WAS ANYTHING DISCOVERED/SEIZED?</b>							
Yes	86	130	1811	38	1	11	2077
<b>IF SEARCH WAS CONDUCTED, WHAT WAS DISCOVERED?</b>							
Weapons			1	1			2
Money	1	1	2				4
Drugs	1	2	9			1	13
Alcohol		1	3				4
Other Contraband	2						2
Other Evidence of Crime			2				2
Other Property	1	2	20	1			24
Vehicle	82	125	1777	36	1	10	2031
<b>ACTION TAKEN:</b>							
Warning	3735	1164	3240	1248	24	108	9519
Citation	6157	2417	12596	3355	40	292	24857
Arrest - Total	85	52	576	57	1	7	778
Booking - Yes	60	39	526	40	1	6	672

**LOS ANGELES POLICE DEPARTMENT  
FIELD DATA STATISTICS  
OCB - Central Traffic Area**

DESCRIPTION OF ITEM	DRIVER						
	White	Black	Hispanic	Asian	Amer. Ind.	Other	Total
Booking - No	25	13	50	17		1	106
Release From Custody	1	1					2
Field Interview Completed	52	35	344	35	1	6	473
None	54	11	25	18		2	110

**LOS ANGELES POLICE DEPARTMENT  
FIELD DATA STATISTICS  
OCB - Central Traffic Area**

DESCRIPTION OF ITEM	PEDESTRIAN						
	White	Black	Hispanic	Asian	Amer. Ind.	Other	Total
<b>NUMBER OF PEDESTRIANS</b>							
	1458	1547	4550	489	29	80	8153
<b>GENDER</b>							
Male	1070	1218	3243	301	16	64	5912
Female	388	329	1307	188	13	16	2241
<b>APPARENT AGE</b>							
1 - 17	11	32	150	8			201
18 - 25	229	169	1078	74	7	7	1564
26 - 35	338	208	1167	110	5	23	1851
36 - 45	357	403	1062	104	10	17	1953
46 - 55	301	493	638	80	5	20	1537
56+	222	242	455	113	2	13	1047
<b>INITIAL REASON FOR STOP</b>							
Vehicle Code Moving Violation	94	104	319	27	1		545
Vehicle Code Pedestrian Violation	1319	1408	4144	453	28	80	7432
Vehicle Code Equipment/Registration Violation	4	7	19	2			32
Municipal Code Violation	32	17	36	3			88
Suspect Flight			1				1
Consensual	4	1	8				13
Call For Service	4	5	16	3			28
Department Briefing (Crime Broadcast, Bulletins, Roll Call)							
Penal Code Violation		3	5	1			9
Health & Safety Code Violation		2					2
Other	1		2				3
<b>PAT DOWN/FRISK SEARCH CONDUCTED?</b>							
Yes	5	16	32	5			58
<b>DETAINEE ASKED TO SUBMIT TO CONSENSUAL SEARCH?</b>							
Yes		7	15	1			23
<b>GRANTED?</b>							
Yes		7	15	1			23
<b>WAS SEARCH CONDUCTED?</b>							
Yes	6	17	31	3			57
<b>IF WARRANTLESS SEARCH CONDUCTED, SEARCH</b>							
Parole/Probation	1	7	4				12
Odor of Contraband		1	1				2
Incident to Pat Down/Frisk	1	2	2	1			6
Incident to Arrest	4	7	19	2			32
Impound Authority	1		2	1			4
Visible Contraband			2				2
Consent		6	14	1			21
Other			1				1
<b>IF SEARCH WAS CONDUCTED, WHAT WAS SEARCHED?</b>							
Vehicle	2		3	1			6
Person	6	17	30	3			56
Container			2				2
Other							
<b>WAS ANYTHING DISCOVERED/SEIZED?</b>							
Yes	2	4	9	1			16
<b>IF SEARCH WAS CONDUCTED, WHAT WAS DISCOVERED?</b>							
Weapons			1				1
Money							
Drugs		4					4
Alcohol			5				5
Other Contraband							
Other Evidence of Crime			1				1
Other Property							
Vehicle	2		2	1			5
<b>ACTION TAKEN:</b>							
Warning	84	28	52	17			181
Citation	1361	1500	4463	468	29	80	7901
Arrest - Total	7	12	28	3			50
Booking - Yes	4	6	18	3			31
Booking - No	3	6	10				19
Release From Custody	1	2	7				10
Field Interview Completed	5	17	17	4			43
None	7	2	5				14

**LOS ANGELES POLICE DEPARTMENT  
FIELD DATA STATISTICS  
OCB - Central Traffic Area**

DESCRIPTION OF ITEM	PASSENGER						
	White	Black	Hispanic	Asian	Amer. Ind.	Other	Total
NUMBER OF PASSENGERS							
	32	22	158	16		2	230
GENDER							
Male	16	17	90	11		1	135
Female	16	5	68	5		1	95
APPARENT AGE							
1 - 17	2	1	14	1			18
18 - 25	7	8	47				62
26 - 35	6	5	46	4			61
36 - 45	9	3	29	3		1	45
46 - 55	5	2	15	4		1	27
56+	3	3	7	4			17
INITIAL REASON FOR STOP							
Vehicle Code Moving Violation	24	14	146	14		2	200
Vehicle Code Pedestrian Violation	2	2	4				8
Vehicle Code Equipment/Registration Violation	3	4	8				15
Municipal Code Violation	2	1		1			4
Suspect Flight							
Consensual							
Call For Service	1			1			2
Department Briefing (Crime Broadcast, Bulletins, Roll Call)							
Penal Code Violation		1					1
Health & Safety Code Violation							
Other							
PAT DOWN/FRISK SEARCH CONDUCTED?							
Yes		3	3				6
DETAINEE ASKED TO SUBMIT TO CONSENSUAL SEARCH?							
Yes			1				1
GRANTED?							
Yes			1				1
WAS SEARCH CONDUCTED?							
Yes	4	5	11				20
IF WARRANTLESS SEARCH CONDUCTED, SEARCH							
Parole/Probation		4	1				5
Odor of Contraband							
Incident to Pat Down/Frisk							
Incident to Arrest	1	1	1				3
Impound Authority	3		9				12
Visible Contraband	1						1
Consent			1				1
Other	1						1
IF SEARCH WAS CONDUCTED, WHAT WAS SEARCHED?							
Vehicle	4		10				14
Person	2	5	3				10
Container							
Other							
WAS ANYTHING DISCOVERED/SEIZED?							
Yes	4	1	10				15
IF SEARCH WAS CONDUCTED, WHAT WAS DISCOVERED?							
Weapons							
Money							
Drugs	1		1				2
Alcohol							
Other Contraband							
Other Evidence of Crime		1					1
Other Property							
Vehicle	3		9				12
ACTION TAKEN:							
Warning	6	1	4				11
Citation	24	16	152	15		2	209
Arrest - Total	1	2	2	1			6
Booking - Yes	1	2	1	1			5
Booking - No			1				1
Release From Custody			1				1
Field Interview Completed	2		1				3
None		3					3

**LOS ANGELES POLICE DEPARTMENT  
FIELD DATA STATISTICS  
OHB**

DESCRIPTION OF ITEM	DRIVER						Total
	White	Black	Hispanic	Asian	Amer. Ind.	Other	
<b>NUMBER OF DRIVERS</b>							
	443	1389	901	150	1	17	2901
<b>GENDER</b>							
Male	273	1214	810	92	1	14	2404
Female	170	175	91	58		3	497
<b>APPARENT AGE</b>							
1 - 17	2	21	26				49
18 - 25	69	506	439	19	1	5	1039
26 - 35	104	445	272	43		2	866
36 - 45	109	251	92	42		6	500
46 - 55	83	129	43	22		4	281
56+	76	37	29	24			166
<b>INITIAL REASON FOR STOP</b>							
Vehicle Code Moving Violation	223	609	397	71		7	1307
Vehicle Code Pedestrian Violation	1	8	6				15
Vehicle Code Equipment/Registration Violation	193	654	430	48	1	7	1333
Municipal Code Violation	23	24	21	29		3	100
Suspect Flight			1				1
Consensual		7	4				11
Call For Service			1				1
Department Briefing (Crime Broadcast, Bulletins, Roll Call)		6	8				14
Penal Code Violation	1	38	19				58
Health & Safety Code Violation	2	35	12	2			51
Other		8	2				10
<b>DID DRIVER EXIT VEHICLE?</b>							
Yes	81	1201	676	39	1	9	2007
No	362	188	225	111		8	894
<b>DID YOU ASK DRIVER TO EXIT?</b>							
Yes	42	1103	628	21	1	5	1800
<b>PAT DOWN/FRISK SEARCH CONDUCTED?</b>							
Yes	29	1017	581	27	1	7	1662
<b>DETAINEE ASKED TO SUBMIT TO CONSENSUAL SEARCH?</b>							
Yes	21	710	463	9	1	3	1207
<b>GRANTED?</b>							
Yes	20	704	456	7	1	3	1191
<b>WAS SEARCH CONDUCTED?</b>							
Yes	27	912	539	25	1	7	1511
<b>IF WARRANTLESS SEARCH CONDUCTED, SEARCH</b>							
Parole/Probation	2	187	43				232
Odor of Contraband	2	61	22				85
Incident to Pat Down/Frisk	3	135	56			3	197
Incident to Arrest	4	48	28	22		2	104
Impound Authority	2	14	16				32
Visible Contraband	3	23	11				37
Consent	20	701	454	7	1	3	1186
Other		3	3				6
<b>IF SEARCH WAS CONDUCTED, WHAT WAS SEARCHED?</b>							
Vehicle	15	606	343	14		3	981
Person	24	803	490	25	1	6	1349
Container		2	5				7
Other		8	2				10
<b>WAS ANYTHING DISCOVERED/SEIZED?</b>							
Yes	7	157	82	2	1	1	250
<b>IF SEARCH WAS CONDUCTED, WHAT WAS DISCOVERED?</b>							
Weapons		17	7				24
Money	1	16	8				25
Drugs	4	70	27	2			103
Alcohol	1	12	3				16
Other Contraband	1	9	4			1	15
Other Evidence of Crime		5	5	2			12
Other Property		55	27		1		83
Vehicle	1	12	13				26
<b>ACTION TAKEN:</b>							
Warning	370	780	539	107		8	1804
Citation	56	280	190	18		7	551
Arrest - Total	5	117	57	24		3	206
Booking - Yes	4	87	41	2			134



**LOS ANGELES POLICE DEPARTMENT  
FIELD DATA STATISTICS  
OHB**

DESCRIPTION OF ITEM	DRIVER						
	White	Black	Hispanic	Asian	Amer. Ind.	Other	Total
Booking - No	1	30	16	22		3	72
Release From Custody		6	8	22		3	39
Field Interview Completed	28	1069	614	3	1	5	1720
None	5	7	7	1			20

**LOS ANGELES POLICE DEPARTMENT  
FIELD DATA STATISTICS  
OHB**

DESCRIPTION OF ITEM	PEDESTRIAN						Total
	White	Black	Hispanic	Asian	Amer. Ind.	Other	
NUMBER OF PEDESTRIANS							
	287	4466	1796	32	10	17	6608
GENDER							
Male	200	3946	1616	17	4	15	5798
Female	87	520	180	15	6	2	810
APPARENT AGE							
1 - 17	31	321	666	8		4	1030
18 - 25	32	827	527	2	1	5	1394
26 - 35	78	835	316	8	1	4	1242
36 - 45	80	1285	189	8	4	4	1570
46 - 55	55	980	83	4	3		1125
56+	11	218	15	2	1		247
INITIAL REASON FOR STOP							
Vehicle Code Moving Violation	7	208	52	1		1	269
Vehicle Code Pedestrian Violation	35	770	173			2	980
Vehicle Code Equipment/Registration Violation	3	181	75				259
Municipal Code Violation	85	1116	477	9	3	6	1696
Suspect Flight	2	40	24				66
Consensual	44	763	303	5	1	7	1123
Call For Service	1	4	11	1	1		18
Department Briefing (Crime Broadcast, Bulletins, Roll Call)	6	76	44	1			127
Penal Code Violation	11	325	199	7	2		544
Health & Safety Code Violation	83	931	397	6	2		1419
Other	10	52	41	2	1	1	107
PAT DOWN/FRISK SEARCH CONDUCTED?							
Yes	170	3644	1566	17	4	5	5406
DETAINEE ASKED TO SUBMIT TO CONSENSUAL SEARCH?							
Yes	146	2416	1113	17	5	11	3708
GRANTED?							
Yes	146	2394	1105	17	5	11	3678
WAS SEARCH CONDUCTED?							
Yes	195	3396	1525	24	5	10	5155
IF WARRANTLESS SEARCH CONDUCTED, SEARCH							
Parole/Probation	40	875	173	1	2		1091
Odor of Contraband	6	54	96	1			157
Incident to Pat Down/Frisk	41	530	218	2	3		794
Incident to Arrest	55	654	352	9	2	4	1076
Impound Authority							
Visible Contraband	18	169	136	1			324
Consent	141	2345	1100	17	5	9	3617
Other		14	4				18
IF SEARCH WAS CONDUCTED, WHAT WAS SEARCHED?							
Vehicle	1	50	38	2			91
Person	180	3350	1494	19	4	7	5054
Container	48	198	196	12		5	459
Other	1	48	20			1	70
WAS ANYTHING DISCOVERED/SEIZED?							
Yes	72	991	479	10	2	2	1556
IF SEARCH WAS CONDUCTED, WHAT WAS DISCOVERED?							
Weapons		29	25				54
Money	3	103	23	2		1	132
Drugs	48	553	289	5	2		897
Alcohol	2	54	28			1	85
Other Contraband	33	286	113	3	1		436
Other Evidence of Crime	4	31	41				76
Other Property	2	198	62	3			265
Vehicle							
ACTION TAKEN:							
Warning	100	1546	474	5	3	3	2131
Citation	19	260	258	4		4	545
Arrest - Total	89	1177	626	17	6	5	1920
Booking - Yes	80	979	440	10	4	1	1514
Booking - No	9	198	186	7	2	4	406
Release From Custody	6	142	72	5	1	1	227
Field Interview Completed	233	3997	1434	16	8	6	5694
None	27	101	38	6		8	180

**LOS ANGELES POLICE DEPARTMENT  
FIELD DATA STATISTICS  
OHB**

DESCRIPTION OF ITEM	PASSENGER						
	White	Black	Hispanic	Asian	Amer. Ind.	Other	Total
<b>NUMBER OF PASSENGERS</b>							
	20	508	289	2			819
<b>GENDER</b>							
Male	8	439	259	1			707
Female	12	69	30	1			112
<b>APPARENT AGE</b>							
1 - 17		45	45				90
18 - 25	5	240	192				437
26 - 35	9	124	35				168
36 - 45	3	62	11	1			77
46 - 55	2	30	5	1			38
56+	1	7	1				9
<b>INITIAL REASON FOR STOP</b>							
Vehicle Code Moving Violation	8	164	120				292
Vehicle Code Pedestrian Violation		4					4
Vehicle Code Equipment/Registration Violation	4	242	126				372
Municipal Code Violation	2	14	6	1			23
Suspect Flight		2					2
Consensual	4	16	7				27
Call For Service							
Department Briefing (Crime Broadcast, Bulletins, Roll Call)		3	7				10
Penal Code Violation		28	11	1			40
Health & Safety Code Violation	1	31	12				44
Other	1	4					5
<b>PAT DOWN/FRISK SEARCH CONDUCTED?</b>							
Yes	10	428	241	1			680
<b>DETAINEE ASKED TO SUBMIT TO CONSENSUAL SEARCH?</b>							
Yes	9	262	191				462
<b>GRANTED?</b>							
Yes	9	259	190				458
<b>WAS SEARCH CONDUCTED?</b>							
Yes	12	351	213	1			577
<b>IF WARRANTLESS SEARCH CONDUCTED, SEARCH</b>							
Parole/Probation	3	75	20				98
Odor of Contraband		25	9				34
Incident to Pat Down/Frisk		55	17	1			73
Incident to Arrest	1	27	10				38
Impound Authority							
Visible Contraband	3	10	7				20
Consent	9	252	190				451
Other		2					2
<b>IF SEARCH WAS CONDUCTED, WHAT WAS SEARCHED?</b>							
Vehicle	1	73	37				111
Person	12	346	209	1			568
Container		1	7				8
Other		1					1
<b>WAS ANYTHING DISCOVERED/SEIZED?</b>							
Yes	5	59	32				96
<b>IF SEARCH WAS CONDUCTED, WHAT WAS DISCOVERED?</b>							
Weapons		6	3				9
Money	1	9	3				13
Drugs	4	32	15				51
Alcohol		4	6				10
Other Contraband		4	3				7
Other Evidence of Crime		1	1				2
Other Property		19	10				29
Vehicle		2					2
<b>ACTION TAKEN:</b>							
Warning	7	150	92				249
Citation	2	14	9				25
Arrest - Total	6	57	25	1			89
Booking - Yes	5	44	22				71
Booking - No	1	13	3	1			18
Release From Custody	1	5		1			7
Field Interview Completed	14	467	271	1			753
None	1	14	5				20

**LOS ANGELES POLICE DEPARTMENT  
FIELD DATA STATISTICS  
OHB - Criminal Intelligence Group**

DESCRIPTION OF ITEM	DRIVER						
	White	Black	Hispanic	Asian	Amer. Ind.	Other	Total
<b>NUMBER OF DRIVERS</b>							
	2	7	11	3		1	24
<b>GENDER</b>							
Male	2	6	11	3		1	23
Female		1					1
<b>APPARENT AGE</b>							
1 - 17		2	3				5
18 - 25		4	2	1			7
26 - 35	1	1	4				6
36 - 45	1		2	1			4
46 - 55						1	1
56+				1			1
<b>INITIAL REASON FOR STOP</b>							
Vehicle Code Moving Violation	1	1	3			1	6
Vehicle Code Pedestrian Violation							
Vehicle Code Equipment/Registration Violation		2	1				3
Municipal Code Violation			2	1			3
Suspect Flight							
Consensual		1					1
Call For Service							
Department Briefing (Crime Broadcast, Bulletins, Roll Call)							
Penal Code Violation		3	1				4
Health & Safety Code Violation	1		4	2			7
Other							
<b>DID DRIVER EXIT VEHICLE?</b>							
Yes		7	10	2		1	20
No	2		1	1			4
<b>DID YOU ASK DRIVER TO EXIT?</b>							
Yes		3	7			1	11
<b>PAT DOWN/FRISK SEARCH CONDUCTED?</b>							
Yes		5	8	2		1	16
<b>DETAINEE ASKED TO SUBMIT TO CONSENSUAL SEARCH?</b>							
Yes		3	4			1	8
<b>GRANTED?</b>							
Yes		3	3			1	7
<b>WAS SEARCH CONDUCTED?</b>							
Yes		6	9	2		1	18
<b>IF WARRANTLESS SEARCH CONDUCTED, SEARCH</b>							
Parole/Probation							
Odor of Contraband		1	1				2
Incident to Pat Down/Frisk		1					1
Incident to Arrest		2	6	2			10
Impound Authority							
Visible Contraband			3				3
Consent		3	3			1	7
Other							
<b>IF SEARCH WAS CONDUCTED, WHAT WAS SEARCHED?</b>							
Vehicle		4	6	2		1	13
Person		6	9	2			17
Container			2				2
Other			1				1
<b>WAS ANYTHING DISCOVERED/SEIZED?</b>							
Yes		1	6	2		1	10
<b>IF SEARCH WAS CONDUCTED, WHAT WAS DISCOVERED?</b>							
Weapons							
Money			4				4
Drugs			4	2			6
Alcohol							
Other Contraband						1	1
Other Evidence of Crime				2			2
Other Property		1	1				2
Vehicle							
<b>ACTION TAKEN:</b>							
Warning	1	1	3				5
Citation			1			1	2
Arrest - Total		4	7	3		1	15
Booking - Yes		3	6	2			11

**LOS ANGELES POLICE DEPARTMENT  
FIELD DATA STATISTICS  
OHB - Criminal Intelligence Group**

DESCRIPTION OF ITEM	DRIVER						
	White	Black	Hispanic	Asian	Amer. Ind.	Other	Total
Booking - No		1	1	1		1	4
Release From Custody			1	1		1	3
Field Interview Completed		4	9			1	14
None	1	1					2

**LOS ANGELES POLICE DEPARTMENT  
FIELD DATA STATISTICS  
OHB - Criminal Intelligence Group**

DESCRIPTION OF ITEM	PEDESTRIAN						
	White	Black	Hispanic	Asian	Amer. Ind.	Other	Total
<b>NUMBER OF PEDESTRIANS</b>							
	61	192	559	24	2	13	851
<b>GENDER</b>							
Male	47	152	455	11	1	11	677
Female	14	40	104	13	1	2	174
<b>APPARENT AGE</b>							
1 - 17	31	99	452	7		4	593
18 - 25	8	28	48	2		4	90
26 - 35	11	46	41	5		4	107
36 - 45	7	16	11	4		1	39
46 - 55	2	1	3	4	1		11
56+	2	2	4	2	1		11
<b>INITIAL REASON FOR STOP</b>							
Vehicle Code Moving Violation							
Vehicle Code Pedestrian Violation							
Vehicle Code Equipment/Registration Violation			1				1
Municipal Code Violation	9	31	176	8	1	5	230
Suspect Flight			1				1
Consensual	20	79	60	5		7	171
Call For Service				1			1
Department Briefing (Crime Broadcast, Bulletins, Roll Call)							
Penal Code Violation	3	24	73	5			105
Health & Safety Code Violation	20	49	216	3			288
Other	9	9	32	2	1	1	54
<b>PAT DOWN/FRISK SEARCH CONDUCTED?</b>							
Yes	34	122	486	10		4	656
<b>DETAINEE ASKED TO SUBMIT TO CONSENSUAL SEARCH?</b>							
Yes	53	142	327	14		9	545
<b>GRANTED?</b>							
Yes	53	138	323	14		9	537
<b>WAS SEARCH CONDUCTED?</b>							
Yes	50	172	525	17		8	772
<b>IF WARRANTLESS SEARCH CONDUCTED, SEARCH</b>							
Parole/Probation		8	7				15
Odor of Contraband	5	23	83	1			112
Incident to Pat Down/Frisk	1	10	37				48
Incident to Arrest	12	53	247	7		4	323
Impound Authority							
Visible Contraband	6	28	107	1			142
Consent	49	136	323	14		7	529
Other			3				3
<b>IF SEARCH WAS CONDUCTED, WHAT WAS SEARCHED?</b>							
Vehicle		2	10	2			14
Person	41	150	504	12		5	712
Container	27	89	163	12		5	296
Other			9				9
<b>WAS ANYTHING DISCOVERED/SEIZED?</b>							
Yes	15	92	283	7		2	399
<b>IF SEARCH WAS CONDUCTED, WHAT WAS DISCOVERED?</b>							
Weapons		1	10				11
Money	2	30	10	2		1	45
Drugs	8	44	202	3			257
Alcohol	1		12			1	14
Other Contraband	10	21	73	3			107
Other Evidence of Crime	3	5	29				37
Other Property	1	4	8	2			15
Vehicle							
<b>ACTION TAKEN:</b>							
Warning	8	13	19	1	1		42
Citation	10	29	168	4		3	214
Arrest - Total	15	87	418	14	1	5	540
Booking - Yes	10	59	273	7		1	350
Booking - No	5	28	145	7	1	4	190
Release From Custody	1	15	42	5	1	1	65
Field Interview Completed	29	87	275	8		4	403
None	24	53	33	6		8	124

**LOS ANGELES POLICE DEPARTMENT  
FIELD DATA STATISTICS  
OHB - Criminal Intelligence Group**

DESCRIPTION OF ITEM	PASSENGER						
	White	Black	Hispanic	Asian	Amer. Ind.	Other	Total
NUMBER OF PASSENGERS							
	3	3	4	1			11
GENDER							
Male		3	4	1			8
Female	3						3
APPARENT AGE							
1 - 17			4				4
18 - 25		3					3
26 - 35	2						2
36 - 45							
46 - 55	1			1			2
56+							
INITIAL REASON FOR STOP							
Vehicle Code Moving Violation							
Vehicle Code Pedestrian Violation							
Vehicle Code Equipment/Registration Violation	1						1
Municipal Code Violation			2	1			3
Suspect Flight							
Consensual	1	1					2
Call For Service							
Department Briefing (Crime Broadcast, Bulletins, Roll Call)							
Penal Code Violation		2	2				4
Health & Safety Code Violation							
Other	1						1
PAT DOWN/FRISK SEARCH CONDUCTED?							
Yes	2	2	4				8
DETAINEE ASKED TO SUBMIT TO CONSENSUAL SEARCH?							
Yes	2	1	4				7
GRANTED?							
Yes	2	1	4				7
WAS SEARCH CONDUCTED?							
Yes	2	2	4				8
IF WARRANTLESS SEARCH CONDUCTED, SEARCH							
Parole/Probation							
Odor of Contraband		1	1				2
Incident to Pat Down/Frisk		1					1
Incident to Arrest		1	1				2
Impound Authority							
Visible Contraband							
Consent	2	1	4				7
Other							
IF SEARCH WAS CONDUCTED, WHAT WAS SEARCHED?							
Vehicle		1	1				2
Person	2	2	4				8
Container			1				1
Other							
WAS ANYTHING DISCOVERED/SEIZED?							
Yes			1				1
IF SEARCH WAS CONDUCTED, WHAT WAS DISCOVERED?							
Weapons							
Money							
Drugs			1				1
Alcohol							
Other Contraband							
Other Evidence of Crime							
Other Property							
Vehicle							
ACTION TAKEN:							
Warning		1	3				4
Citation							
Arrest - Total	2	1	1	1			5
Booking - Yes	1	1	1				3
Booking - No	1			1			2
Release From Custody	1			1			2
Field Interview Completed	1	2	2				5
None							

**LOS ANGELES POLICE DEPARTMENT  
FIELD DATA STATISTICS  
OHB - Detective Services Group**

DESCRIPTION OF ITEM	DRIVER						
	White	Black	Hispanic	Asian	Amer. Ind.	Other	Total
<b>NUMBER OF DRIVERS</b>							
<b>GENDER</b>							
Male							
Female							
<b>APPARENT AGE</b>							
1 - 17							
18 - 25							
26 - 35							
36 - 45							
46 - 55							
56+							
<b>INITIAL REASON FOR STOP</b>							
Vehicle Code Moving Violation							
Vehicle Code Pedestrian Violation							
Vehicle Code Equipment/Registration Violation							
Municipal Code Violation							
Suspect Flight							
Consensual							
Call For Service							
Department Briefing (Crime Broadcast, Bulletins, Roll Call)							
Penal Code Violation							
Health & Safety Code Violation							
Other							
<b>DID DRIVER EXIT VEHICLE?</b>							
Yes							
No							
<b>DID YOU ASK DRIVER TO EXIT?</b>							
Yes							
<b>PAT DOWN/FRISK SEARCH CONDUCTED?</b>							
Yes							
<b>DETAINEE ASKED TO SUBMIT TO CONSENSUAL SEARCH?</b>							
Yes							
<b>GRANTED?</b>							
Yes							
<b>WAS SEARCH CONDUCTED?</b>							
Yes							
<b>IF WARRANTLESS SEARCH CONDUCTED, SEARCH</b>							
Parole/Probation							
Odor of Contraband							
Incident to Pat Down/Frisk							
Incident to Arrest							
Impound Authority							
Visible Contraband							
Consent							
Other							
<b>IF SEARCH WAS CONDUCTED, WHAT WAS SEARCHED?</b>							
Vehicle							
Person							
Container							
Other							
<b>WAS ANYTHING DISCOVERED/SEIZED?</b>							
Yes							
<b>IF SEARCH WAS CONDUCTED, WHAT WAS DISCOVERED?</b>							
Weapons							
Money							
Drugs							
Alcohol							
Other Contraband							
Other Evidence of Crime							
Other Property							
Vehicle							
<b>ACTION TAKEN:</b>							
Warning							
Citation							
Arrest - Total							
Booking - Yes							



**LOS ANGELES POLICE DEPARTMENT  
FIELD DATA STATISTICS  
OHB - Detective Services Group**

DESCRIPTION OF ITEM	DRIVER						
	White	Black	Hispanic	Asian	Amer. Ind.	Other	Total
Booking - No							
Release From Custody							
Field Interview Completed							
None							

**LOS ANGELES POLICE DEPARTMENT  
FIELD DATA STATISTICS  
OHB - Detective Services Group**

DESCRIPTION OF ITEM	PEDESTRIAN						
	White	Black	Hispanic	Asian	Amer. Ind.	Other	Total
<b>NUMBER OF PEDESTRIANS</b>							
<b>GENDER</b>							
Male							
Female							
<b>APPARENT AGE</b>							
1 - 17							
18 - 25							
26 - 35							
36 - 45							
46 - 55							
56+							
<b>INITIAL REASON FOR STOP</b>							
Vehicle Code Moving Violation							
Vehicle Code Pedestrian Violation							
Vehicle Code Equipment/Registration Violation							
Municipal Code Violation							
Suspect Flight							
Consensual							
Call For Service							
Department Briefing (Crime Broadcast, Bulletins, Roll Call)							
Penal Code Violation							
Health & Safety Code Violation							
Other							
<b>PAT DOWN/FRISK SEARCH CONDUCTED?</b>							
Yes							
<b>DETAINEE ASKED TO SUBMIT TO CONSENSUAL SEARCH?</b>							
Yes							
<b>GRANTED?</b>							
Yes							
<b>WAS SEARCH CONDUCTED?</b>							
Yes							
<b>IF WARRANTLESS SEARCH CONDUCTED, SEARCH</b>							
Parole/Probation							
Odor of Contraband							
Incident to Pat Down/Frisk							
Incident to Arrest							
Impound Authority							
Visible Contraband							
Consent							
Other							
<b>IF SEARCH WAS CONDUCTED, WHAT WAS SEARCHED?</b>							
Vehicle							
Person							
Container							
Other							
<b>WAS ANYTHING DISCOVERED/SEIZED?</b>							
Yes							
<b>IF SEARCH WAS CONDUCTED, WHAT WAS DISCOVERED?</b>							
Weapons							
Money							
Drugs							
Alcohol							
Other Contraband							
Other Evidence of Crime							
Other Property							
Vehicle							
<b>ACTION TAKEN:</b>							
Warning							
Citation							
Arrest - Total							
Booking - Yes							
Booking - No							
Release From Custody							
Field Interview Completed							
None							

**LOS ANGELES POLICE DEPARTMENT  
FIELD DATA STATISTICS  
OHB - Detective Services Group**

DESCRIPTION OF ITEM	PASSENGER						
	White	Black	Hispanic	Asian	Amer. Ind.	Other	Total
NUMBER OF PASSENGERS							
GENDER							
Male							
Female							
APPARENT AGE							
1 - 17							
18 - 25							
26 - 35							
36 - 45							
46 - 55							
56+							
INITIAL REASON FOR STOP							
Vehicle Code Moving Violation							
Vehicle Code Pedestrian Violation							
Vehicle Code Equipment/Registration Violation							
Municipal Code Violation							
Suspect Flight							
Consensual							
Call For Service							
Department Briefing (Crime Broadcast, Bulletins, Roll Call)							
Penal Code Violation							
Health & Safety Code Violation							
Other							
PAT DOWN/FRISK SEARCH CONDUCTED?							
Yes							
DETAINEE ASKED TO SUBMIT TO CONSENSUAL SEARCH?							
Yes							
GRANTED?							
Yes							
WAS SEARCH CONDUCTED?							
Yes							
IF WARRANTLESS SEARCH CONDUCTED, SEARCH							
Parole/Probation							
Odor of Contraband							
Incident to Pat Down/Frisk							
Incident to Arrest							
Impound Authority							
Visible Contraband							
Consent							
Other							
IF SEARCH WAS CONDUCTED, WHAT WAS SEARCHED?							
Vehicle							
Person							
Container							
Other							
WAS ANYTHING DISCOVERED/SEIZED?							
Yes							
IF SEARCH WAS CONDUCTED, WHAT WAS DISCOVERED?							
Weapons							
Money							
Drugs							
Alcohol							
Other Contraband							
Other Evidence of Crime							
Other Property							
Vehicle							
ACTION TAKEN:							
Warning							
Citation							
Arrest - Total							
Booking - Yes							
Booking - No							
Release From Custody							
Field Interview Completed							
None							

**LOS ANGELES POLICE DEPARTMENT  
FIELD DATA STATISTICS  
OHB - Juvenile Services Group**

DESCRIPTION OF ITEM	DRIVER						
	White	Black	Hispanic	Asian	Amer. Ind.	Other	Total
<b>NUMBER OF DRIVERS</b>							
<b>GENDER</b>							
Male							
Female							
<b>APPARENT AGE</b>							
1 - 17							
18 - 25							
26 - 35							
36 - 45							
46 - 55							
56+							
<b>INITIAL REASON FOR STOP</b>							
Vehicle Code Moving Violation							
Vehicle Code Pedestrian Violation							
Vehicle Code Equipment/Registration Violation							
Municipal Code Violation							
Suspect Flight							
Consensual							
Call For Service							
Department Briefing (Crime Broadcast, Bulletins, Roll Call)							
Penal Code Violation							
Health & Safety Code Violation							
Other							
<b>DID DRIVER EXIT VEHICLE?</b>							
Yes							
No							
<b>DID YOU ASK DRIVER TO EXIT?</b>							
Yes							
<b>PAT DOWN/FRISK SEARCH CONDUCTED?</b>							
Yes							
<b>DETAINEE ASKED TO SUBMIT TO CONSENSUAL SEARCH?</b>							
Yes							
<b>GRANTED?</b>							
Yes							
<b>WAS SEARCH CONDUCTED?</b>							
Yes							
<b>IF WARRANTLESS SEARCH CONDUCTED, SEARCH</b>							
Parole/Probation							
Odor of Contraband							
Incident to Pat Down/Frisk							
Incident to Arrest							
Impound Authority							
Visible Contraband							
Consent							
Other							
<b>IF SEARCH WAS CONDUCTED, WHAT WAS SEARCHED?</b>							
Vehicle							
Person							
Container							
Other							
<b>WAS ANYTHING DISCOVERED/SEIZED?</b>							
Yes							
<b>IF SEARCH WAS CONDUCTED, WHAT WAS DISCOVERED?</b>							
Weapons							
Money							
Drugs							
Alcohol							
Other Contraband							
Other Evidence of Crime							
Other Property							
Vehicle							
<b>ACTION TAKEN:</b>							
Warning							
Citation							
Arrest - Total							
Booking - Yes							

**LOS ANGELES POLICE DEPARTMENT  
FIELD DATA STATISTICS  
OHB - Juvenile Services Group**

DESCRIPTION OF ITEM	DRIVER						
	White	Black	Hispanic	Asian	Amer. Ind.	Other	Total
Booking - No							
Release From Custody							
Field Interview Completed							
None							

**LOS ANGELES POLICE DEPARTMENT  
FIELD DATA STATISTICS  
OHB - Juvenile Services Group**

DESCRIPTION OF ITEM	PEDESTRIAN						
	White	Black	Hispanic	Asian	Amer. Ind.	Other	Total
<b>NUMBER OF PEDESTRIANS</b>							
<b>GENDER</b>							
Male							
Female							
<b>APPARENT AGE</b>							
1 - 17							
18 - 25							
26 - 35							
36 - 45							
46 - 55							
56+							
<b>INITIAL REASON FOR STOP</b>							
Vehicle Code Moving Violation							
Vehicle Code Pedestrian Violation							
Vehicle Code Equipment/Registration Violation							
Municipal Code Violation							
Suspect Flight							
Consensual							
Call For Service							
Department Briefing (Crime Broadcast, Bulletins, Roll Call)							
Penal Code Violation							
Health & Safety Code Violation							
Other							
<b>PAT DOWN/FRISK SEARCH CONDUCTED?</b>							
Yes							
<b>DETAINEE ASKED TO SUBMIT TO CONSENSUAL SEARCH?</b>							
Yes							
<b>GRANTED?</b>							
Yes							
<b>WAS SEARCH CONDUCTED?</b>							
Yes							
<b>IF WARRANTLESS SEARCH CONDUCTED, SEARCH</b>							
Parole/Probation							
Odor of Contraband							
Incident to Pat Down/Frisk							
Incident to Arrest							
Impound Authority							
Visible Contraband							
Consent							
Other							
<b>IF SEARCH WAS CONDUCTED, WHAT WAS SEARCHED?</b>							
Vehicle							
Person							
Container							
Other							
<b>WAS ANYTHING DISCOVERED/SEIZED?</b>							
Yes							
<b>IF SEARCH WAS CONDUCTED, WHAT WAS DISCOVERED?</b>							
Weapons							
Money							
Drugs							
Alcohol							
Other Contraband							
Other Evidence of Crime							
Other Property							
Vehicle							
<b>ACTION TAKEN:</b>							
Warning							
Citation							
Arrest - Total							
Booking - Yes							
Booking - No							
Release From Custody							
Field Interview Completed							
None							

**LOS ANGELES POLICE DEPARTMENT  
FIELD DATA STATISTICS  
OHB - Juvenile Services Group**

DESCRIPTION OF ITEM	PASSENGER						
	White	Black	Hispanic	Asian	Amer. Ind.	Other	Total
<b>NUMBER OF PASSENGERS</b>							
<b>GENDER</b>							
Male							
Female							
<b>APPARENT AGE</b>							
1 - 17							
18 - 25							
26 - 35							
36 - 45							
46 - 55							
56+							
<b>INITIAL REASON FOR STOP</b>							
Vehicle Code Moving Violation							
Vehicle Code Pedestrian Violation							
Vehicle Code Equipment/Registration Violation							
Municipal Code Violation							
Suspect Flight							
Consensual							
Call For Service							
Department Briefing (Crime Broadcast, Bulletins, Roll Call)							
Penal Code Violation							
Health & Safety Code Violation							
Other							
<b>PAT DOWN/FRISK SEARCH CONDUCTED?</b>							
Yes							
<b>DETAINEE ASKED TO SUBMIT TO CONSENSUAL SEARCH?</b>							
Yes							
<b>GRANTED?</b>							
Yes							
<b>WAS SEARCH CONDUCTED?</b>							
Yes							
<b>IF WARRANTLESS SEARCH CONDUCTED, SEARCH</b>							
Parole/Probation							
Odor of Contraband							
Incident to Pat Down/Frisk							
Incident to Arrest							
Impound Authority							
Visible Contraband							
Consent							
Other							
<b>IF SEARCH WAS CONDUCTED, WHAT WAS SEARCHED?</b>							
Vehicle							
Person							
Container							
Other							
<b>WAS ANYTHING DISCOVERED/SEIZED?</b>							
Yes							
<b>IF SEARCH WAS CONDUCTED, WHAT WAS DISCOVERED?</b>							
Weapons							
Money							
Drugs							
Alcohol							
Other Contraband							
Other Evidence of Crime							
Other Property							
Vehicle							
<b>ACTION TAKEN:</b>							
Warning							
Citation							
Arrest - Total							
Booking - Yes							
Booking - No							
Release From Custody							
Field Interview Completed							
None							

**LOS ANGELES POLICE DEPARTMENT  
FIELD DATA STATISTICS  
OHB - Transit Group**

DESCRIPTION OF ITEM	DRIVER						
	White	Black	Hispanic	Asian	Amer. Ind.	Other	Total
<b>NUMBER OF DRIVERS</b>							
<b>GENDER</b>							
Male							
Female							
<b>APPARENT AGE</b>							
1 - 17							
18 - 25							
26 - 35							
36 - 45							
46 - 55							
56+							
<b>INITIAL REASON FOR STOP</b>							
Vehicle Code Moving Violation							
Vehicle Code Pedestrian Violation							
Vehicle Code Equipment/Registration Violation							
Municipal Code Violation							
Suspect Flight							
Consensual							
Call For Service							
Department Briefing (Crime Broadcast, Bulletins, Roll Call)							
Penal Code Violation							
Health & Safety Code Violation							
Other							
<b>DID DRIVER EXIT VEHICLE?</b>							
Yes							
No							
<b>DID YOU ASK DRIVER TO EXIT?</b>							
Yes							
<b>PAT DOWN/FRISK SEARCH CONDUCTED?</b>							
Yes							
<b>DETAINEE ASKED TO SUBMIT TO CONSENSUAL SEARCH?</b>							
Yes							
<b>GRANTED?</b>							
Yes							
<b>WAS SEARCH CONDUCTED?</b>							
Yes							
<b>IF WARRANTLESS SEARCH CONDUCTED, SEARCH</b>							
Parole/Probation							
Odor of Contraband							
Incident to Pat Down/Frisk							
Incident to Arrest							
Impound Authority							
Visible Contraband							
Consent							
Other							
<b>IF SEARCH WAS CONDUCTED, WHAT WAS SEARCHED?</b>							
Vehicle							
Person							
Container							
Other							
<b>WAS ANYTHING DISCOVERED/SEIZED?</b>							
Yes							
<b>IF SEARCH WAS CONDUCTED, WHAT WAS DISCOVERED?</b>							
Weapons							
Money							
Drugs							
Alcohol							
Other Contraband							
Other Evidence of Crime							
Other Property							
Vehicle							
<b>ACTION TAKEN:</b>							
Warning							
Citation							
Arrest - Total							
Booking - Yes							



**LOS ANGELES POLICE DEPARTMENT  
FIELD DATA STATISTICS  
OHB - Transit Group**

DESCRIPTION OF ITEM	DRIVER						
	White	Black	Hispanic	Asian	Amer. Ind.	Other	Total
Booking - No							
Release From Custody							
Field Interview Completed							
None							

**LOS ANGELES POLICE DEPARTMENT  
FIELD DATA STATISTICS  
OHB - Transit Group**

DESCRIPTION OF ITEM	PEDESTRIAN						
	White	Black	Hispanic	Asian	Amer. Ind.	Other	Total
<b>NUMBER OF PEDESTRIANS</b>							
<b>GENDER</b>							
Male							
Female							
<b>APPARENT AGE</b>							
1 - 17							
18 - 25							
26 - 35							
36 - 45							
46 - 55							
56+							
<b>INITIAL REASON FOR STOP</b>							
Vehicle Code Moving Violation							
Vehicle Code Pedestrian Violation							
Vehicle Code Equipment/Registration Violation							
Municipal Code Violation							
Suspect Flight							
Consensual							
Call For Service							
Department Briefing (Crime Broadcast, Bulletins, Roll Call)							
Penal Code Violation							
Health & Safety Code Violation							
Other							
<b>PAT DOWN/FRISK SEARCH CONDUCTED?</b>							
Yes							
<b>DETAINEE ASKED TO SUBMIT TO CONSENSUAL SEARCH?</b>							
Yes							
<b>GRANTED?</b>							
Yes							
<b>WAS SEARCH CONDUCTED?</b>							
Yes							
<b>IF WARRANTLESS SEARCH CONDUCTED, SEARCH</b>							
Parole/Probation							
Odor of Contraband							
Incident to Pat Down/Frisk							
Incident to Arrest							
Impound Authority							
Visible Contraband							
Consent							
Other							
<b>IF SEARCH WAS CONDUCTED, WHAT WAS SEARCHED?</b>							
Vehicle							
Person							
Container							
Other							
<b>WAS ANYTHING DISCOVERED/SEIZED?</b>							
Yes							
<b>IF SEARCH WAS CONDUCTED, WHAT WAS DISCOVERED?</b>							
Weapons							
Money							
Drugs							
Alcohol							
Other Contraband							
Other Evidence of Crime							
Other Property							
Vehicle							
<b>ACTION TAKEN:</b>							
Warning							
Citation							
Arrest - Total							
Booking - Yes							
Booking - No							
Release From Custody							
Field Interview Completed							
None							

**LOS ANGELES POLICE DEPARTMENT  
FIELD DATA STATISTICS  
OHB - Transit Group**

DESCRIPTION OF ITEM	PASSENGER						
	White	Black	Hispanic	Asian	Amer. Ind.	Other	Total
<b>NUMBER OF PASSENGERS</b>							
<b>GENDER</b>							
Male							
Female							
<b>APPARENT AGE</b>							
1 - 17							
18 - 25							
26 - 35							
36 - 45							
46 - 55							
56+							
<b>INITIAL REASON FOR STOP</b>							
Vehicle Code Moving Violation							
Vehicle Code Pedestrian Violation							
Vehicle Code Equipment/Registration Violation							
Municipal Code Violation							
Suspect Flight							
Consensual							
Call For Service							
Department Briefing (Crime Broadcast, Bulletins, Roll Call)							
Penal Code Violation							
Health & Safety Code Violation							
Other							
<b>PAT DOWN/FRISK SEARCH CONDUCTED?</b>							
Yes							
<b>DETAINEE ASKED TO SUBMIT TO CONSENSUAL SEARCH?</b>							
Yes							
<b>GRANTED?</b>							
Yes							
<b>WAS SEARCH CONDUCTED?</b>							
Yes							
<b>IF WARRANTLESS SEARCH CONDUCTED, SEARCH</b>							
Parole/Probation							
Odor of Contraband							
Incident to Pat Down/Frisk							
Incident to Arrest							
Impound Authority							
Visible Contraband							
Consent							
Other							
<b>IF SEARCH WAS CONDUCTED, WHAT WAS SEARCHED?</b>							
Vehicle							
Person							
Container							
Other							
<b>WAS ANYTHING DISCOVERED/SEIZED?</b>							
Yes							
<b>IF SEARCH WAS CONDUCTED, WHAT WAS DISCOVERED?</b>							
Weapons							
Money							
Drugs							
Alcohol							
Other Contraband							
Other Evidence of Crime							
Other Property							
Vehicle							
<b>ACTION TAKEN:</b>							
Warning							
Citation							
Arrest - Total							
Booking - Yes							
Booking - No							
Release From Custody							
Field Interview Completed							
None							

**LOS ANGELES POLICE DEPARTMENT  
FIELD DATA STATISTICS  
OHB - Uniformed Services Group**

DESCRIPTION OF ITEM	DRIVER						Total
	White	Black	Hispanic	Asian	Amer. Ind.	Other	
<b>NUMBER OF DRIVERS</b>							
	441	1382	890	147	1	16	2877
<b>GENDER</b>							
Male	271	1208	799	89	1	13	2381
Female	170	174	91	58		3	496
<b>APPARENT AGE</b>							
1 - 17	2	19	23				44
18 - 25	69	502	437	18	1	5	1032
26 - 35	103	444	268	43		2	860
36 - 45	108	251	90	41		6	496
46 - 55	83	129	43	22		3	280
56+	76	37	29	23			165
<b>INITIAL REASON FOR STOP</b>							
Vehicle Code Moving Violation	222	608	394	71		6	1301
Vehicle Code Pedestrian Violation	1	8	6				15
Vehicle Code Equipment/Registration Violation	193	652	429	48	1	7	1330
Municipal Code Violation	23	24	19	28		3	97
Suspect Flight			1				1
Consensual		6	4				10
Call For Service			1				1
Department Briefing (Crime Broadcast, Bulletins, Roll Call)		6	8				14
Penal Code Violation	1	35	18				54
Health & Safety Code Violation	1	35	8				44
Other		8	2				10
<b>DID DRIVER EXIT VEHICLE?</b>							
Yes	81	1194	666	37	1	8	1987
No	360	188	224	110		8	890
<b>DID YOU ASK DRIVER TO EXIT?</b>							
Yes	42	1100	621	21	1	4	1789
<b>PAT DOWN/FRISK SEARCH CONDUCTED?</b>							
Yes	29	1012	573	25	1	6	1646
<b>DETAINEE ASKED TO SUBMIT TO CONSENSUAL SEARCH?</b>							
Yes	21	707	459	9	1	2	1199
<b>GRANTED?</b>							
Yes	20	701	453	7	1	2	1184
<b>WAS SEARCH CONDUCTED?</b>							
Yes	27	906	530	23	1	6	1493
<b>IF WARRANTLESS SEARCH CONDUCTED, SEARCH</b>							
Parole/Probation	2	187	43				232
Odor of Contraband	2	60	21				83
Incident to Pat Down/Frisk	3	134	56			3	196
Incident to Arrest	4	46	22	20		2	94
Impound Authority	2	14	16				32
Visible Contraband	3	23	8				34
Consent	20	698	451	7	1	2	1179
Other		3	3				6
<b>IF SEARCH WAS CONDUCTED, WHAT WAS SEARCHED?</b>							
Vehicle	15	602	337	12		2	968
Person	24	797	481	23	1	6	1332
Container		2	3				5
Other		8	1				9
<b>WAS ANYTHING DISCOVERED/SEIZED?</b>							
Yes	7	156	76		1		240
<b>IF SEARCH WAS CONDUCTED, WHAT WAS DISCOVERED?</b>							
Weapons		17	7				24
Money	1	16	4				21
Drugs	4	70	23				97
Alcohol	1	12	3				16
Other Contraband	1	9	4				14
Other Evidence of Crime		5	5				10
Other Property		54	26		1		81
Vehicle	1	12	13				26
<b>ACTION TAKEN:</b>							
Warning	369	779	536	107		8	1799
Citation	56	280	189	18		6	549
Arrest - Total	5	113	50	21		2	191
Booking - Yes	4	84	35				123

**LOS ANGELES POLICE DEPARTMENT  
FIELD DATA STATISTICS  
OHB - Uniformed Services Group**

DESCRIPTION OF ITEM	DRIVER						
	White	Black	Hispanic	Asian	Amer. Ind.	Other	Total
Booking - No	1	29	15	21		2	68
Release From Custody		6	7	21		2	36
Field Interview Completed	28	1065	605	3	1	4	1706
None	4	6	7	1			18

**LOS ANGELES POLICE DEPARTMENT  
FIELD DATA STATISTICS  
OHB - Uniformed Services Group**

DESCRIPTION OF ITEM	PEDESTRIAN						
	White	Black	Hispanic	Asian	Amer. Ind.	Other	Total
<b>NUMBER OF PEDESTRIANS</b>							
	226	4274	1237	8	8	4	5757
<b>GENDER</b>							
Male	153	3794	1161	6	3	4	5121
Female	73	480	76	2	5		636
<b>APPARENT AGE</b>							
1 - 17		222	214	1			437
18 - 25	24	799	479		1	1	1304
26 - 35	67	789	275	3	1		1135
36 - 45	73	1269	178	4	4	3	1531
46 - 55	53	979	80		2		1114
56+	9	216	11				236
<b>INITIAL REASON FOR STOP</b>							
Vehicle Code Moving Violation	7	208	52	1		1	269
Vehicle Code Pedestrian Violation	35	770	173			2	980
Vehicle Code Equipment/Registration Violation	3	181	74				258
Municipal Code Violation	76	1085	301	1	2	1	1466
Suspect Flight	2	40	23				65
Consensual	24	684	243		1		952
Call For Service	1	4	11		1		17
Department Briefing (Crime Broadcast, Bulletins, Roll Call)	6	76	44	1			127
Penal Code Violation	8	301	126	2	2		439
Health & Safety Code Violation	63	882	181	3	2		1131
Other	1	43	9				53
<b>PAT DOWN/FRISK SEARCH CONDUCTED?</b>							
Yes	136	3522	1080	7	4	1	4750
<b>DETAINEE ASKED TO SUBMIT TO CONSENSUAL SEARCH?</b>							
Yes	93	2274	786	3	5	2	3163
<b>GRANTED?</b>							
Yes	93	2256	782	3	5	2	3141
<b>WAS SEARCH CONDUCTED?</b>							
Yes	145	3224	1000	7	5	2	4383
<b>IF WARRANTLESS SEARCH CONDUCTED, SEARCH</b>							
Parole/Probation	40	867	166	1	2		1076
Odor of Contraband	1	31	13				45
Incident to Pat Down/Frisk	40	520	181	2	3		746
Incident to Arrest	43	601	105	2	2		753
Impound Authority							
Visible Contraband	12	141	29				182
Consent	92	2209	777	3	5	2	3088
Other		14	1				15
<b>IF SEARCH WAS CONDUCTED, WHAT WAS SEARCHED?</b>							
Vehicle	1	48	28				77
Person	139	3200	990	7	4	2	4342
Container	21	109	33				163
Other	1	48	11		1		61
<b>WAS ANYTHING DISCOVERED/SEIZED?</b>							
Yes	57	899	196	3	2		1157
<b>IF SEARCH WAS CONDUCTED, WHAT WAS DISCOVERED?</b>							
Weapons		28	15				43
Money	1	73	13				87
Drugs	40	509	87	2	2		640
Alcohol	1	54	16				71
Other Contraband	23	265	40		1		329
Other Evidence of Crime	1	26	12				39
Other Property	1	194	54	1			250
Vehicle							
<b>ACTION TAKEN:</b>							
Warning	92	1533	455	4	2	3	2089
Citation	9	231	90			1	331
Arrest - Total	74	1090	208	3	5		1380
Booking - Yes	70	920	167	3	4		1164
Booking - No	4	170	41		1		216
Release From Custody	5	127	30				162
Field Interview Completed	204	3910	1159	8	8	2	5291
None	3	48	5				56

**LOS ANGELES POLICE DEPARTMENT  
FIELD DATA STATISTICS  
OHB - Uniformed Services Group**

DESCRIPTION OF ITEM	PASSENGER						
	White	Black	Hispanic	Asian	Amer. Ind.	Other	Total
NUMBER OF PASSENGERS							
	17	505	285	1			808
GENDER							
Male	8	436	255				699
Female	9	69	30	1			109
APPARENT AGE							
1 - 17		45	41				86
18 - 25	5	237	192				434
26 - 35	7	124	35				166
36 - 45	3	62	11	1			77
46 - 55	1	30	5				36
56+	1	7	1				9
INITIAL REASON FOR STOP							
Vehicle Code Moving Violation	8	164	120				292
Vehicle Code Pedestrian Violation		4					4
Vehicle Code Equipment/Registration Violation	3	242	126				371
Municipal Code Violation	2	14	4				20
Suspect Flight		2					2
Consensual	3	15	7				25
Call For Service							
Department Briefing (Crime Broadcast, Bulletins, Roll Call)		3	7				10
Penal Code Violation		26	9	1			36
Health & Safety Code Violation	1	31	12				44
Other		4					4
PAT DOWN/FRISK SEARCH CONDUCTED?							
Yes	8	426	237	1			672
DETAINEE ASKED TO SUBMIT TO CONSENSUAL SEARCH?							
Yes	7	261	187				455
GRANTED?							
Yes	7	258	186				451
WAS SEARCH CONDUCTED?							
Yes	10	349	209	1			569
IF WARRANTLESS SEARCH CONDUCTED, SEARCH							
Parole/Probation	3	75	20				98
Odor of Contraband		24	8				32
Incident to Pat Down/Frisk		54	17	1			72
Incident to Arrest	1	26	9				36
Impound Authority							
Visible Contraband	3	10	7				20
Consent	7	251	186				444
Other		2					2
IF SEARCH WAS CONDUCTED, WHAT WAS SEARCHED?							
Vehicle	1	72	36				109
Person	10	344	205	1			560
Container		1	6				7
Other		1					1
WAS ANYTHING DISCOVERED/SEIZED?							
Yes	5	59	31				95
IF SEARCH WAS CONDUCTED, WHAT WAS DISCOVERED?							
Weapons		6	3				9
Money	1	9	3				13
Drugs	4	32	14				50
Alcohol		4	6				10
Other Contraband		4	3				7
Other Evidence of Crime		1	1				2
Other Property		19	10				29
Vehicle		2					2
ACTION TAKEN:							
Warning	7	149	89				245
Citation	2	14	9				25
Arrest - Total	4	56	24				84
Booking - Yes	4	43	21				68
Booking - No		13	3				16
Release From Custody		5					5
Field Interview Completed	13	465	269	1			748
None	1	14	5				20

**LOS ANGELES POLICE DEPARTMENT  
FIELD DATA STATISTICS  
OSB**

DESCRIPTION OF ITEM	DRIVER						
	White	Black	Hispanic	Asian	Amer. Ind.	Other	Total
<b>NUMBER OF DRIVERS</b>							
	7035	25225	17937	2148	58	195	52598
<b>GENDER</b>							
Male	4618	16936	13875	1373	38	151	36991
Female	2417	8289	4062	775	20	44	15607
<b>APPARENT AGE</b>							
1 - 17	45	436	453	9	1	1	945
18 - 25	1373	8009	6525	386	13	54	16360
26 - 35	1756	6985	5352	619	19	52	14783
36 - 45	1586	4947	3302	475	15	42	10367
46 - 55	1276	3045	1647	405	9	27	6409
56+	999	1803	658	254	1	19	3734
<b>INITIAL REASON FOR STOP</b>							
Vehicle Code Moving Violation	3458	12899	9470	1036	34	102	26999
Vehicle Code Pedestrian Violation	27	87	49	7	1		171
Vehicle Code Equipment/Registration Violation	2061	11060	7198	543	13	68	20943
Municipal Code Violation	1287	409	571	504	7	20	2798
Suspect Flight	1	17	16				34
Consensual	133	40	64	42	1		280
Call For Service	26	162	154	6	2	2	352
Department Briefing (Crime Broadcast, Bulletins, Roll Call)	4	79	47				130
Penal Code Violation	23	321	262	5		1	612
Health & Safety Code Violation	9	89	30	4			132
Other	6	62	76	1		2	147
<b>DID DRIVER EXIT VEHICLE?</b>							
Yes	592	7665	5458	129	12	39	13895
No	6443	17560	12479	2019	46	156	38703
<b>DID YOU ASK DRIVER TO EXIT?</b>							
Yes	382	6395	4661	69	8	21	11536
<b>PAT DOWN/FRISK SEARCH CONDUCTED?</b>							
Yes	247	5241	3317	46	3	13	8867
<b>DETAINEE ASKED TO SUBMIT TO CONSENSUAL SEARCH?</b>							
Yes	140	2801	1633	20	2	5	4601
<b>GRANTED?</b>							
Yes	136	2706	1563	20	2	4	4431
<b>WAS SEARCH CONDUCTED?</b>							
Yes	283	5193	3838	41	3	8	9366
<b>IF WARRANTLESS SEARCH CONDUCTED, SEARCH</b>							
Parole/Probation	39	1045	337	4			1425
Odor of Contraband	14	291	88	4			397
Incident to Pat Down/Frisk	65	1129	822	9	1	3	2029
Incident to Arrest	72	949	792	8	2	2	1825
Impound Authority	93	1271	1728	6	1	3	3102
Visible Contraband	7	112	45				164
Consent	138	2741	1574	21	2	4	4480
Other	2	22	13				37
<b>IF SEARCH WAS CONDUCTED, WHAT WAS SEARCHED?</b>							
Vehicle	202	3623	2829	22	2	5	6683
Person	193	3982	2454	35	3	6	6673
Container	4	38	22	1		1	66
Other		19	8				27
<b>WAS ANYTHING DISCOVERED/SEIZED?</b>							
Yes	140	1956	2088	10	1	4	4199
<b>IF SEARCH WAS CONDUCTED, WHAT WAS DISCOVERED?</b>							
Weapons	7	61	40				108
Money	3	86	28				117
Drugs	27	410	161	3		2	603
Alcohol	2	47	51				100
Other Contraband	5	71	28	1			105
Other Evidence of Crime	3	60	67				130
Other Property	3	154	88				245
Vehicle	97	1252	1700	6	1	2	3058
<b>ACTION TAKEN:</b>							
Warning	3355	4769	3318	1155	20	53	12670
Citation	3573	19193	13825	978	35	137	37741
Arrest - Total	159	1816	1405	25	5	8	3418
Booking - Yes	72	967	697	10	2	3	1751



**LOS ANGELES POLICE DEPARTMENT  
FIELD DATA STATISTICS  
OSB**

DESCRIPTION OF ITEM	DRIVER						
	White	Black	Hispanic	Asian	Amer. Ind.	Other	Total
Booking - No	87	849	708	15	3	5	1667
Release From Custody	6	43	29			1	79
Field Interview Completed	169	3742	2135	35	8	14	6103
None	23	170	118	7		3	321

**LOS ANGELES POLICE DEPARTMENT  
FIELD DATA STATISTICS  
OSB**

DESCRIPTION OF ITEM	PEDESTRIAN						
	White	Black	Hispanic	Asian	Amer. Ind.	Other	Total
<b>NUMBER OF PEDESTRIANS</b>							
	1439	19075	9244	186	18	36	29998
<b>GENDER</b>							
Male	1010	15414	7926	125	9	30	24514
Female	429	3661	1318	61	9	6	5484
<b>APPARENT AGE</b>							
1 - 17	116	3837	3474	22	1	4	7454
18 - 25	382	5617	3069	78	1	15	9162
26 - 35	223	2662	1220	41	6	9	4161
36 - 45	356	3314	887	25	7	5	4594
46 - 55	286	2940	448	12	3	2	3691
56+	76	705	146	8		1	936
<b>INITIAL REASON FOR STOP</b>							
Vehicle Code Moving Violation	86	929	532	18	1	3	1569
Vehicle Code Pedestrian Violation	384	4034	1631	80	2	5	6136
Vehicle Code Equipment/Registration Violation	62	921	501	6		1	1491
Municipal Code Violation	365	5310	2982	21	5	7	8690
Suspect Flight	2	301	91				394
Consensual	103	1623	731	11	3	1	2472
Call For Service	161	1318	793	20	4	8	2304
Department Briefing (Crime Broadcast, Bulletins, Roll Call)	41	643	305	3		2	994
Penal Code Violation	165	2496	1162	18	2	9	3852
Health & Safety Code Violation	52	1302	389	5			1748
Other	18	198	127	4	1		348
<b>PAT DOWN/FRISK SEARCH CONDUCTED?</b>							
Yes	643	13076	6096	60	8	21	19904
<b>DETAINEE ASKED TO SUBMIT TO CONSENSUAL SEARCH?</b>							
Yes	261	5346	2675	28	3	8	8321
<b>GRANTED?</b>							
Yes	250	5207	2600	28	3	8	8096
<b>WAS SEARCH CONDUCTED?</b>							
Yes	556	9899	4621	55	7	18	15156
<b>IF WARRANTLESS SEARCH CONDUCTED, SEARCH</b>							
Parole/Probation	102	2216	821	6	1	2	3148
Odor of Contraband	9	182	95	1			287
Incident to Pat Down/Frisk	155	2625	1368	12	1	4	4165
Incident to Arrest	251	3393	1459	31	6	9	5149
Impound Authority	2	13	19				34
Visible Contraband	10	347	101				458
Consent	252	5181	2584	28	3	9	8057
Other	4	27	7				38
<b>IF SEARCH WAS CONDUCTED, WHAT WAS SEARCHED?</b>							
Vehicle	8	177	114	1		1	301
Person	551	9796	4588	53	7	18	15013
Container	10	213	112	4			339
Other	8	193	75	5			281
<b>WAS ANYTHING DISCOVERED/SEIZED?</b>							
Yes	111	2076	915	11	1	3	3117
<b>IF SEARCH WAS CONDUCTED, WHAT WAS DISCOVERED?</b>							
Weapons	13	217	105				335
Money	5	227	45	1			278
Drugs	53	870	318	3			1244
Alcohol	12	326	107	2	1		448
Other Contraband	17	302	155	2		1	477
Other Evidence of Crime	12	160	129	4		1	306
Other Property	13	433	158	1		1	606
Vehicle	2	12	20				34
<b>ACTION TAKEN:</b>							
Warning	235	4942	1864	17	1	7	7066
Citation	476	4675	3379	99	2	11	8642
Arrest - Total	571	5915	2989	55	10	15	9555
Booking - Yes	288	3678	1424	28	6	9	5433
Booking - No	283	2237	1565	27	4	6	4122
Release From Custody	228	1534	730	14	4	4	2514
Field Interview Completed	535	11079	4858	58	10	19	16559
None	31	684	252	6		1	974

**LOS ANGELES POLICE DEPARTMENT  
FIELD DATA STATISTICS  
OSB**

DESCRIPTION OF ITEM	PASSENGER						Total
	White	Black	Hispanic	Asian	Amer. Ind.	Other	
NUMBER OF PASSENGERS							
	103	2412	1235	14	3	6	3773
GENDER							
Male	50	1839	1029	8	2	3	2931
Female	53	573	206	6	1	3	842
APPARENT AGE							
1 - 17	3	306	268			2	579
18 - 25	53	1175	672	4	1	1	1906
26 - 35	15	455	182	8		1	661
36 - 45	21	288	76		1	2	388
46 - 55	10	156	28	2	1		197
56+	1	32	9				42
INITIAL REASON FOR STOP							
Vehicle Code Moving Violation	42	757	486	8	1	1	1295
Vehicle Code Pedestrian Violation	1	28	23				52
Vehicle Code Equipment/Registration Violation	21	1104	443	5	2	3	1578
Municipal Code Violation	8	68	67				143
Suspect Flight	3	10	11				24
Consensual	1	39	17				57
Call For Service	9	54	21				84
Department Briefing (Crime Broadcast, Bulletins, Roll Call)	5	53	25				83
Penal Code Violation	8	196	95			2	301
Health & Safety Code Violation	4	82	30	1			117
Other	1	21	17				39
PAT DOWN/FRISK SEARCH CONDUCTED?							
Yes	53	1728	827	4		3	2615
DETAINEE ASKED TO SUBMIT TO CONSENSUAL SEARCH?							
Yes	22	733	341	2			1098
GRANTED?							
Yes	22	711	335	2			1070
WAS SEARCH CONDUCTED?							
Yes	47	1322	636	4		3	2012
IF WARRANTLESS SEARCH CONDUCTED, SEARCH							
Parole/Probation	9	367	135			1	512
Odor of Contraband		112	46	1			159
Incident to Pat Down/Frisk	17	336	190	2		1	546
Incident to Arrest	19	325	159	1		2	506
Impound Authority	1	29	23				53
Visible Contraband	8	58	32				98
Consent	21	718	332	2			1073
Other		15	3				18
IF SEARCH WAS CONDUCTED, WHAT WAS SEARCHED?							
Vehicle	12	329	165	1			507
Person	46	1267	614	4		3	1934
Container	3	24	3				30
Other		12	1			1	14
WAS ANYTHING DISCOVERED/SEIZED?							
Yes	12	339	168	1		1	521
IF SEARCH WAS CONDUCTED, WHAT WAS DISCOVERED?							
Weapons	2	24	20			1	47
Money		34	3				37
Drugs	8	174	64	1			247
Alcohol	1	28	31				60
Other Contraband	3	43	21			1	68
Other Evidence of Crime	3	30	22				55
Other Property		44	12				56
Vehicle		38	24				62
ACTION TAKEN:							
Warning	22	506	198	3			729
Citation	31	594	459	8	3	1	1096
Arrest - Total	29	540	254	2		3	828
Booking - Yes	26	411	187	1		3	628
Booking - No	3	129	67	1			200
Release From Custody	3	59	22				84
Field Interview Completed	42	1457	647	3	1	2	2152
None	3	164	73	2		2	244

**LOS ANGELES POLICE DEPARTMENT  
FIELD DATA STATISTICS  
OSB - Southwest Area**

DESCRIPTION OF ITEM	DRIVER						Total
	White	Black	Hispanic	Asian	Amer. Ind.	Other	
<b>NUMBER OF DRIVERS</b>							
	309	5071	2142	117	7	24	7670
<b>GENDER</b>							
Male	196	3541	1711	80	4	20	5552
Female	113	1530	431	37	3	4	2118
<b>APPARENT AGE</b>							
1 - 17	1	85	64				150
18 - 25	110	1764	920	35	3	8	2840
26 - 35	83	1447	624	45	2	9	2210
36 - 45	53	982	356	14	1	3	1409
46 - 55	37	567	135	20	1	4	764
56+	25	226	43	3			297
<b>INITIAL REASON FOR STOP</b>							
Vehicle Code Moving Violation	131	1851	819	48	5	12	2866
Vehicle Code Pedestrian Violation	3	16	5	1			25
Vehicle Code Equipment/Registration Violation	166	3001	1218	66	2	12	4465
Municipal Code Violation		25	6				31
Suspect Flight	1	2	5				8
Consensual		6	3	1			10
Call For Service	3	35	8				46
Department Briefing (Crime Broadcast, Bulletins, Roll Call)		9	2				11
Penal Code Violation	5	81	61	1			148
Health & Safety Code Violation		22	3				25
Other		23	12				35
<b>DID DRIVER EXIT VEHICLE?</b>							
Yes	42	1785	743	15	2	5	2592
No	267	3286	1399	102	5	19	5078
<b>DID YOU ASK DRIVER TO EXIT?</b>							
Yes	22	1493	630	6	2	2	2155
<b>PAT DOWN/FRISK SEARCH CONDUCTED?</b>							
Yes	23	1293	485	5		2	1808
<b>DETAINEE ASKED TO SUBMIT TO CONSENSUAL SEARCH?</b>							
Yes	14	767	269	3		1	1054
<b>GRANTED?</b>							
Yes	14	735	257	3		1	1010
<b>WAS SEARCH CONDUCTED?</b>							
Yes	23	1294	513	6		1	1837
<b>IF WARRANTLESS SEARCH CONDUCTED, SEARCH</b>							
Parole/Probation		295	57	2			354
Odor of Contraband	2	97	17	1			117
Incident to Pat Down/Frisk	4	322	124	1			451
Incident to Arrest	9	253	117	1			380
Impound Authority	6	261	168				435
Visible Contraband		39	4				43
Consent	15	737	258	3		1	1014
Other		3	1				4
<b>IF SEARCH WAS CONDUCTED, WHAT WAS SEARCHED?</b>							
Vehicle	20	946	362	5			1333
Person	18	1074	386	6		1	1485
Container		12	7				19
Other		6					6
<b>WAS ANYTHING DISCOVERED/SEIZED?</b>							
Yes	13	470	225				708
<b>IF SEARCH WAS CONDUCTED, WHAT WAS DISCOVERED?</b>							
Weapons		16	7				23
Money	2	21	3				26
Drugs	3	138	27				168
Alcohol		14	8				22
Other Contraband		33	5				38
Other Evidence of Crime		22	11				33
Other Property	1	38	12				51
Vehicle	7	246	165				418
<b>ACTION TAKEN:</b>							
Warning	36	1032	341	6	2	2	1419
Citation	264	3688	1684	109	5	22	5772
Arrest - Total	37	681	293	9	1		1021
Booking - Yes	9	238	98	1			346

**LOS ANGELES POLICE DEPARTMENT**  
**FIELD DATA STATISTICS**  
**OSB - Southwest Area**

DESCRIPTION OF ITEM	DRIVER						
	White	Black	Hispanic	Asian	Amer. Ind.	Other	Total
Booking - No	28	443	195	8	1		675
Release From Custody		13	2				15
Field Interview Completed	21	750	268	10	3	3	1055
None	1	47	19				67

**LOS ANGELES POLICE DEPARTMENT  
FIELD DATA STATISTICS  
OSB - Southwest Area**

DESCRIPTION OF ITEM	PEDESTRIAN						Total
	White	Black	Hispanic	Asian	Amer. Ind.	Other	
<b>NUMBER OF PEDESTRIANS</b>							
	153	4227	1588	38	2	10	6018
<b>GENDER</b>							
Male	109	3547	1321	29	2	10	5018
Female	44	680	267	9			1000
<b>APPARENT AGE</b>							
1 - 17	6	1011	758	2		1	1778
18 - 25	77	1003	492	23		3	1598
26 - 35	20	548	163	5	1	1	738
36 - 45	28	725	110	4		3	870
46 - 55	18	753	51	1	1	1	825
56+	4	187	14	3		1	209
<b>INITIAL REASON FOR STOP</b>							
Vehicle Code Moving Violation	13	193	92	7			305
Vehicle Code Pedestrian Violation	59	717	279	15		3	1073
Vehicle Code Equipment/Registration Violation	4	232	91	2		1	330
Municipal Code Violation	30	1494	561	3		1	2089
Suspect Flight		32	16				48
Consensual	8	367	133	2	1	1	512
Call For Service	12	308	104	4	1	2	431
Department Briefing (Crime Broadcast, Bulletins, Roll Call)	1	85	31				117
Penal Code Violation	18	483	215	3		2	721
Health & Safety Code Violation	6	255	40	1			302
Other	2	61	26	1			90
<b>PAT DOWN/FRISK SEARCH CONDUCTED?</b>							
Yes	56	3115	1063	10	1	6	4251
<b>DETAINEE ASKED TO SUBMIT TO CONSENSUAL SEARCH?</b>							
Yes	20	1559	503	3		2	2087
<b>GRANTED?</b>							
Yes	20	1499	480	3		2	2004
<b>WAS SEARCH CONDUCTED?</b>							
Yes	48	2610	823	11	1	6	3499
<b>IF WARRANTLESS SEARCH CONDUCTED, SEARCH</b>							
Parole/Probation	3	546	150	1			700
Odor of Contraband		42	14				56
Incident to Pat Down/Frisk	12	731	234	1	1	2	981
Incident to Arrest	28	869	225	8	1	3	1134
Impound Authority		5	3				8
Visible Contraband		69	15				84
Consent	20	1501	483	3		3	2010
Other	1	4	1				6
<b>IF SEARCH WAS CONDUCTED, WHAT WAS SEARCHED?</b>							
Vehicle		54	20			1	75
Person	48	2592	817	11	1	6	3475
Container	1	77	20				98
Other	2	56	16	3			77
<b>WAS ANYTHING DISCOVERED/SEIZED?</b>							
Yes	14	559	169	4			746
<b>IF SEARCH WAS CONDUCTED, WHAT WAS DISCOVERED?</b>							
Weapons	1	54	16				71
Money		42	4	1			47
Drugs	5	208	33	1			247
Alcohol	3	125	19	1			148
Other Contraband	4	97	33				134
Other Evidence of Crime	4	54	29	2			89
Other Property		62	41				103
Vehicle		4	3				7
<b>ACTION TAKEN:</b>							
Warning	20	974	277	1		1	1273
Citation	78	1059	663	23		3	1826
Arrest - Total	56	1652	522	14	1	4	2249
Booking - Yes	28	879	232	6	1	3	1149
Booking - No	28	773	290	8		1	1100
Release From Custody	11	537	99	5		1	653
Field Interview Completed	34	1931	740	9	1	4	2719
None	7	127	40			1	175

**LOS ANGELES POLICE DEPARTMENT  
FIELD DATA STATISTICS  
OSB - Southwest Area**

DESCRIPTION OF ITEM	PASSENGER						Total
	White	Black	Hispanic	Asian	Amer. Ind.	Other	
NUMBER OF PASSENGERS							
	9	636	249	3	1	2	900
GENDER							
Male	5	487	212	1		1	706
Female	4	149	37	2	1	1	194
APPARENT AGE							
1 - 17		87	40			2	129
18 - 25	5	341	156				502
26 - 35	1	91	27	3			122
36 - 45	2	67	20				89
46 - 55	1	39	6		1		47
56+		11					11
INITIAL REASON FOR STOP							
Vehicle Code Moving Violation	1	216	94				311
Vehicle Code Pedestrian Violation	1	4	3				8
Vehicle Code Equipment/Registration Violation	3	302	104	3	1	2	415
Municipal Code Violation		17	10				27
Suspect Flight		3	2				5
Consensual		14	2				16
Call For Service	3	15	1				19
Department Briefing (Crime Broadcast, Bulletins, Roll Call)		5	1				6
Penal Code Violation	1	36	25				62
Health & Safety Code Violation		19	2				21
Other		5	5				10
PAT DOWN/FRISK SEARCH CONDUCTED?							
Yes	5	469	158				632
DETAINEE ASKED TO SUBMIT TO CONSENSUAL SEARCH?							
Yes	2	235	80				317
GRANTED?							
Yes	2	229	77				308
WAS SEARCH CONDUCTED?							
Yes	5	398	129				532
IF WARRANTLESS SEARCH CONDUCTED, SEARCH							
Parole/Probation		115	33				148
Odor of Contraband		37	8				45
Incident to Pat Down/Frisk	2	103	32				137
Incident to Arrest	4	72	27				103
Impound Authority		10	3				13
Visible Contraband		17	4				21
Consent	2	229	77				308
Other		7					7
IF SEARCH WAS CONDUCTED, WHAT WAS SEARCHED?							
Vehicle	1	100	31				132
Person	5	387	127				519
Container	1	6					7
Other		3					3
WAS ANYTHING DISCOVERED/SEIZED?							
Yes	1	114	33				148
IF SEARCH WAS CONDUCTED, WHAT WAS DISCOVERED?							
Weapons	1	6	8				15
Money		14					14
Drugs		51	9				60
Alcohol		5	7				12
Other Contraband		15	3				18
Other Evidence of Crime	1	14	5				20
Other Property		17	1				18
Vehicle		12	2				14
ACTION TAKEN:							
Warning	2	124	30	1			157
Citation	3	163	95	2	1		264
Arrest - Total	4	136	49				189
Booking - Yes	4	93	32				129
Booking - No		43	17				60
Release From Custody		21	2				23
Field Interview Completed	4	324	128				456
None		44	21			2	67

**LOS ANGELES POLICE DEPARTMENT  
FIELD DATA STATISTICS  
OSB - Harbor Area**

DESCRIPTION OF ITEM	DRIVER						Total
	White	Black	Hispanic	Asian	Amer. Ind.	Other	
<b>NUMBER OF DRIVERS</b>							
	912	588	2628	161	12	36	4337
<b>GENDER</b>							
Male	645	415	2103	103	10	29	3305
Female	267	173	525	58	2	7	1032
<b>APPARENT AGE</b>							
1 - 17	9	16	85	3			113
18 - 25	235	188	1017	42	1	10	1493
26 - 35	233	169	833	61	5	7	1308
36 - 45	207	127	447	26	4	10	821
46 - 55	154	69	180	17	2	5	427
56+	74	19	66	12		4	175
<b>INITIAL REASON FOR STOP</b>							
Vehicle Code Moving Violation	440	244	1220	91	5	17	2017
Vehicle Code Pedestrian Violation		2	5	1			8
Vehicle Code Equipment/Registration Violation	429	315	1221	65	6	14	2050
Municipal Code Violation	6	6	32			2	46
Suspect Flight			3				3
Consensual	3	2	9				14
Call For Service	13	6	31	2	1	2	55
Department Briefing (Crime Broadcast, Bulletins, Roll Call)	4	2	21				27
Penal Code Violation	10	8	66	1		1	86
Health & Safety Code Violation	4	2	9				15
Other	3	1	11	1			16
<b>DID DRIVER EXIT VEHICLE?</b>							
Yes	233	200	1038	29	5	13	1518
No	679	388	1590	132	7	23	2819
<b>DID YOU ASK DRIVER TO EXIT?</b>							
Yes	194	168	845	20	5	10	1242
<b>PAT DOWN/FRISK SEARCH CONDUCTED?</b>							
Yes	140	141	705	14	2	5	1007
<b>DETAINEE ASKED TO SUBMIT TO CONSENSUAL SEARCH?</b>							
Yes	83	79	306	4	2	2	476
<b>GRANTED?</b>							
Yes	82	73	294	4	2	1	456
<b>WAS SEARCH CONDUCTED?</b>							
Yes	149	143	653	12	2	4	963
<b>IF WARRANTLESS SEARCH CONDUCTED, SEARCH</b>							
Parole/Probation	33	36	103	2			174
Odor of Contraband	8	16	20	1			45
Incident to Pat Down/Frisk	41	35	190	3	1	2	272
Incident to Arrest	36	32	170	2	1	1	242
Impound Authority	28	22	195	2	1	2	250
Visible Contraband	4	1	13				18
Consent	81	74	292	4	2	1	454
Other	1		3				4
<b>IF SEARCH WAS CONDUCTED, WHAT WAS SEARCHED?</b>							
Vehicle	97	98	456	8	2	3	664
Person	111	119	498	9	2	3	742
Container	3	4	4			1	12
Other		1	7				8
<b>WAS ANYTHING DISCOVERED/SEIZED?</b>							
Yes	55	46	275	4	1	3	384
<b>IF SEARCH WAS CONDUCTED, WHAT WAS DISCOVERED?</b>							
Weapons	6	2	14				22
Money	1	3	1				5
Drugs	17	18	43	2		2	82
Alcohol	2	1	9				12
Other Contraband	2	2	10				14
Other Evidence of Crime			13				13
Other Property	1	2	10				13
Vehicle	32	23	193	2	1	1	252
<b>ACTION TAKEN:</b>							
Warning	188	137	520	29	2	7	883
Citation	666	402	1859	129	8	26	3090
Arrest - Total	77	57	287	7	3	6	437
Booking - Yes	33	34	142	3	1	2	215



**LOS ANGELES POLICE DEPARTMENT**  
**FIELD DATA STATISTICS**  
**OSB - Harbor Area**

DESCRIPTION OF ITEM	DRIVER						
	White	Black	Hispanic	Asian	Amer. Ind.	Other	Total
Booking - No	44	23	145	4	2	4	222
Release From Custody	4	1	13			1	19
Field Interview Completed	100	81	503	9	2	6	701
None	9	5	46			1	61

**LOS ANGELES POLICE DEPARTMENT  
FIELD DATA STATISTICS  
OSB - Harbor Area**

DESCRIPTION OF ITEM	PEDESTRIAN						
	White	Black	Hispanic	Asian	Amer. Ind.	Other	Total
<b>NUMBER OF PEDESTRIANS</b>							
	748	683	2652	66	4	11	4164
<b>GENDER</b>							
Male	564	555	2269	53	2	11	3454
Female	184	128	383	13	2		710
<b>APPARENT AGE</b>							
1 - 17	84	182	790	19		1	1076
18 - 25	115	113	854	13	1	3	1099
26 - 35	106	103	411	21	1	7	649
36 - 45	218	123	334	7	2		684
46 - 55	180	130	193	5			508
56+	45	32	70	1			148
<b>INITIAL REASON FOR STOP</b>							
Vehicle Code Moving Violation	30	33	134	4		2	203
Vehicle Code Pedestrian Violation	44	71	212	14			341
Vehicle Code Equipment/Registration Violation	48	27	160	4			239
Municipal Code Violation	278	234	923	14		2	1451
Suspect Flight		6	19				25
Consensual	67	47	268	7			389
Call For Service	125	95	302	13	2	4	541
Department Briefing (Crime Broadcast, Bulletins, Roll Call)	38	34	124	2		2	200
Penal Code Violation	77	71	331	5	1	1	486
Health & Safety Code Violation	31	57	132	2			222
Other	10	8	47	1	1		67
<b>PAT DOWN/FRISK SEARCH CONDUCTED?</b>							
Yes	410	480	1793	32	4	8	2727
<b>DETAINEE ASKED TO SUBMIT TO CONSENSUAL SEARCH?</b>							
Yes	172	169	748	16	1	4	1110
<b>GRANTED?</b>							
Yes	162	165	723	16	1	4	1071
<b>WAS SEARCH CONDUCTED?</b>							
Yes	344	403	1372	29	3	6	2157
<b>IF WARRANTLESS SEARCH CONDUCTED, SEARCH</b>							
Parole/Probation	72	102	243	4	1	2	424
Odor of Contraband	5	4	20	1			30
Incident to Pat Down/Frisk	100	114	431	8		2	655
Incident to Arrest	149	166	526	15	2	2	860
Impound Authority	1		3				4
Visible Contraband	4	14	19				37
Consent	161	163	703	16	1	4	1048
Other	2		1				3
<b>IF SEARCH WAS CONDUCTED, WHAT WAS SEARCHED?</b>							
Vehicle	6	6	34	1			47
Person	342	401	1362	28	3	6	2142
Container	5	20	53	3			81
Other	2	11	16	1			30
<b>WAS ANYTHING DISCOVERED/SEIZED?</b>							
Yes	62	72	247	5			386
<b>IF SEARCH WAS CONDUCTED, WHAT WAS DISCOVERED?</b>							
Weapons	10	6	27				43
Money	1	10	9				20
Drugs	36	44	112				192
Alcohol	3	4	33	1			41
Other Contraband	8	11	49	2			70
Other Evidence of Crime	5	4	34	2			45
Other Property	4	11	11	1			27
Vehicle	1		4				5
<b>ACTION TAKEN:</b>							
Warning	87	110	387	6		1	591
Citation	133	154	709	25		3	1024
Arrest - Total	394	321	1162	27	3	5	1912
Booking - Yes	170	174	458	14	3	2	821
Booking - No	224	147	704	13		3	1091
Release From Custody	192	94	421	4		2	713
Field Interview Completed	319	336	1345	25	2	8	2035
None	16	15	66	6			103

**LOS ANGELES POLICE DEPARTMENT  
FIELD DATA STATISTICS  
OSB - Harbor Area**

DESCRIPTION OF ITEM	PASSENGER						
	White	Black	Hispanic	Asian	Amer. Ind.	Other	Total
NUMBER OF PASSENGERS							
	52	90	255	1	1	2	401
GENDER							
Male	29	71	200	1	1	2	304
Female	23	19	55				97
APPARENT AGE							
1 - 17	2	11	52				65
18 - 25	28	22	126				176
26 - 35	7	29	57	1		1	95
36 - 45	12	15	13		1	1	42
46 - 55	2	12	6				20
56+	1	1	1				3
INITIAL REASON FOR STOP							
Vehicle Code Moving Violation	14	28	103	1	1		147
Vehicle Code Pedestrian Violation		2	7				9
Vehicle Code Equipment/Registration Violation	10	32	62			1	105
Municipal Code Violation	7	7	18				32
Suspect Flight	3		2				5
Consensual	1	2	8				11
Call For Service	5	4	11				20
Department Briefing (Crime Broadcast, Bulletins, Roll Call)	5	1	9				15
Penal Code Violation	2	12	24			1	39
Health & Safety Code Violation	4	1	8				13
Other	1	1	3				5
PAT DOWN/FRISK SEARCH CONDUCTED?							
Yes	33	66	199			2	300
DETAINEE ASKED TO SUBMIT TO CONSENSUAL SEARCH?							
Yes	15	24	77				116
GRANTED?							
Yes	15	23	75				113
WAS SEARCH CONDUCTED?							
Yes	29	62	160			2	253
IF WARRANTLESS SEARCH CONDUCTED, SEARCH							
Parole/Probation	7	22	46			1	76
Odor of Contraband		5	13				18
Incident to Pat Down/Frisk	13	18	52			1	84
Incident to Arrest	8	21	48			1	78
Impound Authority	1	2	2				5
Visible Contraband	6		12				18
Consent	14	23	73				110
Other			2				2
IF SEARCH WAS CONDUCTED, WHAT WAS SEARCHED?							
Vehicle	8	17	43				68
Person	29	58	156			2	245
Container	1	3	2				6
Other		1				1	2
WAS ANYTHING DISCOVERED/SEIZED?							
Yes	8	20	39			1	68
IF SEARCH WAS CONDUCTED, WHAT WAS DISCOVERED?							
Weapons	1		5			1	7
Money		3	1				4
Drugs	6	14	18				38
Alcohol		1	10				11
Other Contraband	2	4	2			1	9
Other Evidence of Crime	2	1	5				8
Other Property		1	1				2
Vehicle		3	4				7
ACTION TAKEN:							
Warning	6	15	24				45
Citation	11	14	72	1	1		99
Arrest - Total	17	40	71	1		2	131
Booking - Yes	14	31	49			2	96
Booking - No	3	9	22	1			35
Release From Custody	3	4	8				15
Field Interview Completed	24	51	127	1	1	1	205
None	3	6	19				28

**LOS ANGELES POLICE DEPARTMENT  
FIELD DATA STATISTICS  
OSB - 77th Street Area**

DESCRIPTION OF ITEM	DRIVER						Total
	White	Black	Hispanic	Asian	Amer. Ind.	Other	
<b>NUMBER OF DRIVERS</b>							
	115	3319	1816	26	3	8	5287
<b>GENDER</b>							
Male	81	2637	1597	18	2	6	4341
Female	34	682	219	8	1	2	946
<b>APPARENT AGE</b>							
1 - 17	2	102	89			1	194
18 - 25	36	1356	863	3	1	1	2260
26 - 35	27	950	534	8		2	1521
36 - 45	26	572	233	9	2	4	846
46 - 55	14	246	75	3			338
56+	10	93	22	3			128
<b>INITIAL REASON FOR STOP</b>							
Vehicle Code Moving Violation	61	1518	893	13	3	6	2494
Vehicle Code Pedestrian Violation		7	5				12
Vehicle Code Equipment/Registration Violation	50	1563	795	11		2	2421
Municipal Code Violation	1	16	10				27
Suspect Flight		5	3				8
Consensual		11	4	1			16
Call For Service		27	19				46
Department Briefing (Crime Broadcast, Bulletins, Roll Call)		42	12				54
Penal Code Violation	3	86	43	1			133
Health & Safety Code Violation		28	7				35
Other		16	25				41
<b>DID DRIVER EXIT VEHICLE?</b>							
Yes	21	1653	954	7	1	1	2637
No	94	1666	862	19	2	7	2650
<b>DID YOU ASK DRIVER TO EXIT?</b>							
Yes	21	1395	833	5		1	2255
<b>PAT DOWN/FRISK SEARCH CONDUCTED?</b>							
Yes	19	1300	724	1		1	2045
<b>DETAINEE ASKED TO SUBMIT TO CONSENSUAL SEARCH?</b>							
Yes	12	717	361				1090
<b>GRANTED?</b>							
Yes	12	700	355				1067
<b>WAS SEARCH CONDUCTED?</b>							
Yes	16	1266	731	1		1	2015
<b>IF WARRANTLESS SEARCH CONDUCTED, SEARCH</b>							
Parole/Probation	1	285	63				349
Odor of Contraband	1	83	24				108
Incident to Pat Down/Frisk	5	320	195	1		1	522
Incident to Arrest	1	204	143	1			349
Impound Authority	3	200	276	1			480
Visible Contraband	1	23	11				35
Consent	13	726	368				1107
Other		4	8				12
<b>IF SEARCH WAS CONDUCTED, WHAT WAS SEARCHED?</b>							
Vehicle	10	854	508	1			1373
Person	14	1002	537	1		1	1555
Container	1	9	8				18
Other		7	1				8
<b>WAS ANYTHING DISCOVERED/SEIZED?</b>							
Yes	4	364	352	1			721
<b>IF SEARCH WAS CONDUCTED, WHAT WAS DISCOVERED?</b>							
Weapons		28	9				37
Money		17	6				23
Drugs	1	100	29				130
Alcohol		11	10				21
Other Contraband		17	7				24
Other Evidence of Crime		14	28				42
Other Property		50	40				90
Vehicle	3	182	251	1			437
<b>ACTION TAKEN:</b>							
Warning	20	981	393	1	1		1396
Citation	95	1940	1263	23	2	8	3331
Arrest - Total	3	319	213	1			536
Booking - Yes	2	220	113	1			336

**LOS ANGELES POLICE DEPARTMENT  
FIELD DATA STATISTICS  
OSB - 77th Street Area**

DESCRIPTION OF ITEM	DRIVER						
	White	Black	Hispanic	Asian	Amer. Ind.	Other	Total
Booking - No	1	99	100				200
Release From Custody		9	5				14
Field Interview Completed	8	771	310	2			1091
None		49	20	1			70

**LOS ANGELES POLICE DEPARTMENT  
FIELD DATA STATISTICS  
OSB - 77th Street Area**

DESCRIPTION OF ITEM	PEDESTRIAN						
	White	Black	Hispanic	Asian	Amer. Ind.	Other	Total
<b>NUMBER OF PEDESTRIANS</b>							
	129	5058	1580	19	5	2	6793
<b>GENDER</b>							
Male	60	3803	1377	6	3	1	5250
Female	69	1255	203	13	2	1	1543
<b>APPARENT AGE</b>							
1 - 17	11	865	545				1421
18 - 25	52	1869	606	11		1	2539
26 - 35	24	696	234	2	2		958
36 - 45	23	790	130	3	2	1	949
46 - 55	16	657	47	3	1		724
56+	3	181	18				202
<b>INITIAL REASON FOR STOP</b>							
Vehicle Code Moving Violation	10	308	90	1	1		410
Vehicle Code Pedestrian Violation	44	999	335	12			1390
Vehicle Code Equipment/Registration Violation	3	133	67				203
Municipal Code Violation	9	1054	359	1	4		1427
Suspect Flight	1	120	21				142
Consensual	11	575	165				751
Call For Service	11	377	141	1		1	531
Department Briefing (Crime Broadcast, Bulletins, Roll Call)	1	174	62				237
Penal Code Violation	33	799	220	3		1	1056
Health & Safety Code Violation	3	461	96				560
Other	3	58	24	1			86
<b>PAT DOWN/FRISK SEARCH CONDUCTED?</b>							
Yes	61	3386	1073	4	1	2	4527
<b>DETAINEE ASKED TO SUBMIT TO CONSENSUAL SEARCH?</b>							
Yes	22	1294	454	2			1772
<b>GRANTED?</b>							
Yes	22	1264	442	2			1730
<b>WAS SEARCH CONDUCTED?</b>							
Yes	68	2733	856	4	1	2	3664
<b>IF WARRANTLESS SEARCH CONDUCTED, SEARCH</b>							
Parole/Probation	9	596	128				733
Odor of Contraband	1	88	39				128
Incident to Pat Down/Frisk	14	677	230				921
Incident to Arrest	36	1040	290	4	1	2	1373
Impound Authority	1	5	4				10
Visible Contraband	4	139	28				171
Consent	24	1258	442	2			1726
Other		5	2				7
<b>IF SEARCH WAS CONDUCTED, WHAT WAS SEARCHED?</b>							
Vehicle	1	75	30				106
Person	66	2692	850	4	1	2	3615
Container	1	63	11				75
Other	3	60	21				84
<b>WAS ANYTHING DISCOVERED/SEIZED?</b>							
Yes	14	619	220		1	1	855
<b>IF SEARCH WAS CONDUCTED, WHAT WAS DISCOVERED?</b>							
Weapons	2	83	28				113
Money		83	14				97
Drugs	2	271	71				344
Alcohol	3	89	19		1		112
Other Contraband	2	83	22				107
Other Evidence of Crime	2	51	46			1	100
Other Property	5	178	61				244
Vehicle	1	3	4				8
<b>ACTION TAKEN:</b>							
Warning	20	1099	339	2	1		1461
Citation	43	1009	481	11			1544
Arrest - Total	55	1699	489	7	4	2	2256
Booking - Yes	44	1130	312	4		2	1492
Booking - No	11	569	177	3	4		764
Release From Custody	7	432	98	2	4		543
Field Interview Completed	59	2689	775	8	2	2	3535
None	4	255	60				319

**LOS ANGELES POLICE DEPARTMENT  
FIELD DATA STATISTICS  
OSB - 77th Street Area**

DESCRIPTION OF ITEM	PASSENGER						Total
	White	Black	Hispanic	Asian	Amer. Ind.	Other	
<b>NUMBER OF PASSENGERS</b>							
	13	650	251	2			916
<b>GENDER</b>							
Male	5	496	225	1			727
Female	8	154	26	1			189
<b>APPARENT AGE</b>							
1 - 17		80	58				138
18 - 25	8	332	142	1			483
26 - 35	2	121	36	1			160
36 - 45	2	83	11				96
46 - 55	1	27	3				31
56+		7	1				8
<b>INITIAL REASON FOR STOP</b>							
Vehicle Code Moving Violation	8	225	104				337
Vehicle Code Pedestrian Violation		8	3				11
Vehicle Code Equipment/Registration Violation	1	247	90	1			339
Municipal Code Violation		13	9				22
Suspect Flight		5	1				6
Consensual		9	2				11
Call For Service	1	12	5				18
Department Briefing (Crime Broadcast, Bulletins, Roll Call)		28	6				34
Penal Code Violation	3	59	18				80
Health & Safety Code Violation		36	10	1			47
Other		8	3				11
<b>PAT DOWN/FRISK SEARCH CONDUCTED?</b>							
Yes	4	497	203	2			706
<b>DETAINEE ASKED TO SUBMIT TO CONSENSUAL SEARCH?</b>							
Yes	3	187	71				261
<b>GRANTED?</b>							
Yes	3	183	71				257
<b>WAS SEARCH CONDUCTED?</b>							
Yes	4	376	166	2			548
<b>IF WARRANTLESS SEARCH CONDUCTED, SEARCH</b>							
Parole/Probation		98	21				119
Odor of Contraband		33	17	1			51
Incident to Pat Down/Frisk		103	56	1			160
Incident to Arrest	3	90	43	1			137
Impound Authority		7	11				18
Visible Contraband		25	7				32
Consent	3	189	72				264
Other		2	1				3
<b>IF SEARCH WAS CONDUCTED, WHAT WAS SEARCHED?</b>							
Vehicle		85	40	1			126
Person	4	356	158	2			520
Container		6					6
Other		5					5
<b>WAS ANYTHING DISCOVERED/SEIZED?</b>							
Yes		91	49	1			141
<b>IF SEARCH WAS CONDUCTED, WHAT WAS DISCOVERED?</b>							
Weapons		11	3				14
Money		10	1				11
Drugs		48	19	1			68
Alcohol		9	5				14
Other Contraband		11	10				21
Other Evidence of Crime		7	8				15
Other Property		14	7				21
Vehicle		9	12				21
<b>ACTION TAKEN:</b>							
Warning	4	121	53				178
Citation	4	130	68	1			203
Arrest - Total	3	140	55	1			199
Booking - Yes	3	116	49	1			169
Booking - No		24	6				30
Release From Custody		13	3				16
Field Interview Completed	5	394	147	1			547
None		61	16				77

**LOS ANGELES POLICE DEPARTMENT  
FIELD DATA STATISTICS  
OSB - Southeast Area**

DESCRIPTION OF ITEM	DRIVER						Total
	White	Black	Hispanic	Asian	Amer. Ind.	Other	
<b>NUMBER OF DRIVERS</b>							
	152	6144	3123	72	2	12	9505
<b>GENDER</b>							
Male	113	4670	2634	55	1	9	7482
Female	39	1474	489	17	1	3	2023
<b>APPARENT AGE</b>							
1 - 17	1	138	119				258
18 - 25	38	2154	1369	20	1	4	3586
26 - 35	32	1789	922	16	1	3	2763
36 - 45	35	1170	489	20		3	1717
46 - 55	28	654	183	12			877
56+	18	239	41	4		2	304
<b>INITIAL REASON FOR STOP</b>							
Vehicle Code Moving Violation	61	1807	1149	37	1	5	3060
Vehicle Code Pedestrian Violation		19	6				25
Vehicle Code Equipment/Registration Violation	81	4026	1799	30	1	7	5944
Municipal Code Violation	4	41	24				69
Suspect Flight		9	3				12
Consensual		8	4				12
Call For Service		37	22	1			60
Department Briefing (Crime Broadcast, Bulletins, Roll Call)		23	11				34
Penal Code Violation	3	124	74	1			202
Health & Safety Code Violation	2	31	9	3			45
Other	1	19	22				42
<b>DID DRIVER EXIT VEHICLE?</b>							
Yes	56	2938	1530	25		6	4555
No	96	3206	1593	47	2	6	4950
<b>DID YOU ASK DRIVER TO EXIT?</b>							
Yes	43	2531	1336	21		4	3935
<b>PAT DOWN/FRIK SEARCH CONDUCTED?</b>							
Yes	32	2114	1034	19		3	3202
<b>DETAINEE ASKED TO SUBMIT TO CONSENSUAL SEARCH?</b>							
Yes	17	1032	537	13			1599
<b>GRANTED?</b>							
Yes	17	1013	526	13			1569
<b>WAS SEARCH CONDUCTED?</b>							
Yes	28	1759	977	17			2781
<b>IF WARRANTLESS SEARCH CONDUCTED, SEARCH</b>							
Parole/Probation	1	333	83				417
Odor of Contraband	1	51	15	1			68
Incident to Pat Down/Frisk	5	382	222	4			613
Incident to Arrest	7	320	181	1			509
Impound Authority	7	357	337				701
Visible Contraband	1	46	11				58
Consent	17	1016	525	14			1572
Other	1	14	1				16
<b>IF SEARCH WAS CONDUCTED, WHAT WAS SEARCHED?</b>							
Vehicle	21	1111	650	5			1787
Person	20	1435	704	16			2175
Container		11	2	1			14
Other		3					3
<b>WAS ANYTHING DISCOVERED/SEIZED?</b>							
Yes	14	599	451	2			1066
<b>IF SEARCH WAS CONDUCTED, WHAT WAS DISCOVERED?</b>							
Weapons		14	8				22
Money		35	10				45
Drugs	5	128	48	1			182
Alcohol		19	14				33
Other Contraband	1	15	3	1			20
Other Evidence of Crime	1	18	13				32
Other Property	1	56	23				80
Vehicle	6	375	344				725
<b>ACTION TAKEN:</b>							
Warning	21	1366	585	19		2	1993
Citation	120	4482	2463	53	2	10	7130
Arrest - Total	12	550	360	3			925
Booking - Yes	7	318	161	2			488



**LOS ANGELES POLICE DEPARTMENT  
FIELD DATA STATISTICS  
OSB - Southeast Area**

DESCRIPTION OF ITEM	DRIVER						
	White	Black	Hispanic	Asian	Amer. Ind.	Other	Total
Booking - No	5	232	199	1			437
Release From Custody	2	19	9				30
Field Interview Completed	25	1821	862	14	2	4	2728
None	1	64	26	1			92

**LOS ANGELES POLICE DEPARTMENT  
FIELD DATA STATISTICS  
OSB - Southeast Area**

DESCRIPTION OF ITEM	PEDESTRIAN						
	White	Black	Hispanic	Asian	Amer. Ind.	Other	Total
<b>NUMBER OF PEDESTRIANS</b>							
	164	8187	2698	24	5	10	11088
<b>GENDER</b>							
Male	96	6729	2330	11		6	9172
Female	68	1458	368	13	5	4	1916
<b>APPARENT AGE</b>							
1 - 17	7	1603	1199	1		2	2812
18 - 25	44	2264	837	7		6	3158
26 - 35	33	1167	299	5	2	1	1507
36 - 45	51	1575	237	8	3		1874
46 - 55	28	1306	110	1		1	1446
56+	1	272	16	2			291
<b>INITIAL REASON FOR STOP</b>							
Vehicle Code Moving Violation	8	322	94	1			425
Vehicle Code Pedestrian Violation	42	1762	447	5			2256
Vehicle Code Equipment/Registration Violation	1	512	161				674
Municipal Code Violation	43	2419	1080	3	1	4	3550
Suspect Flight	1	133	33				167
Consensual	13	563	106	2	2		686
Call For Service	11	528	227	2	1	1	770
Department Briefing (Crime Broadcast, Bulletins, Roll Call)	1	335	74	1			411
Penal Code Violation	33	1060	347	7	1	5	1453
Health & Safety Code Violation	9	483	102	2			596
Other	2	70	27	1			100
<b>PAT DOWN/FRISK SEARCH CONDUCTED?</b>							
Yes	99	5581	1813	14	2	5	7514
<b>DETAINEE ASKED TO SUBMIT TO CONSENSUAL SEARCH?</b>							
Yes	37	2064	758	7	2	2	2870
<b>GRANTED?</b>							
Yes	36	2025	744	7	2	2	2816
<b>WAS SEARCH CONDUCTED?</b>							
Yes	82	3813	1303	11	2	4	5215
<b>IF WARRANTLESS SEARCH CONDUCTED, SEARCH</b>							
Parole/Probation	14	820	217	1			1052
Odor of Contraband	3	43	14				60
Incident to Pat Down/Frisk	26	1037	432	3			1498
Incident to Arrest	33	1290	374	4	2	2	1705
Impound Authority		2	5				7
Visible Contraband	2	117	35				154
Consent	37	2013	747	7	2	2	2808
Other	1	16	3				20
<b>IF SEARCH WAS CONDUCTED, WHAT WAS SEARCHED?</b>							
Vehicle	1	34	19				54
Person	81	3772	1296	10	2	4	5165
Container	3	52	25	1			81
Other	1	61	15	1			78
<b>WAS ANYTHING DISCOVERED/SEIZED?</b>							
Yes	18	796	232	2		2	1050
<b>IF SEARCH WAS CONDUCTED, WHAT WAS DISCOVERED?</b>							
Weapons		72	31				103
Money	4	90	16				110
Drugs	9	340	82	2			433
Alcohol	2	102	30				134
Other Contraband	2	100	35			1	138
Other Evidence of Crime	1	51	17				69
Other Property	4	179	42			1	226
Vehicle		4	5				9
<b>ACTION TAKEN:</b>							
Warning	63	2521	696	5		5	3290
Citation	29	2052	1155	4		2	3242
Arrest - Total	60	2175	743	7	2	4	2991
Booking - Yes	42	1443	364	4	2	2	1857
Booking - No	18	732	379	3		2	1134
Release From Custody	17	469	106	3		1	596
Field Interview Completed	111	5639	1658	16	5	5	7434
None	2	278	82				362

**LOS ANGELES POLICE DEPARTMENT  
FIELD DATA STATISTICS  
OSB - Southeast Area**

DESCRIPTION OF ITEM	PASSENGER						
	White	Black	Hispanic	Asian	Amer. Ind.	Other	Total
<b>NUMBER OF PASSENGERS</b>							
	10	864	344	3	1	1	1223
<b>GENDER</b>							
Male		651	288	2	1		942
Female	10	213	56	1		1	281
<b>APPARENT AGE</b>							
1 - 17	1	109	91				201
18 - 25	7	397	189	1	1	1	596
26 - 35		172	48	1			221
36 - 45	2	111	12				125
46 - 55		67	4	1			72
56+		8					8
<b>INITIAL REASON FOR STOP</b>							
Vehicle Code Moving Violation	3	198	101	2			304
Vehicle Code Pedestrian Violation		11	5				16
Vehicle Code Equipment/Registration Violation	5	454	152	1	1		613
Municipal Code Violation		29	29				58
Suspect Flight		2	1				3
Consensual		14	4				18
Call For Service		21	4				25
Department Briefing (Crime Broadcast, Bulletins, Roll Call)		19	9				28
Penal Code Violation	2	86	23			1	112
Health & Safety Code Violation		23	10				33
Other		7	6				13
<b>PAT DOWN/FRISK SEARCH CONDUCTED?</b>							
Yes	8	608	227	2		1	846
<b>DETAINEE ASKED TO SUBMIT TO CONSENSUAL SEARCH?</b>							
Yes	1	239	95	2			337
<b>GRANTED?</b>							
Yes	1	230	94	2			327
<b>WAS SEARCH CONDUCTED?</b>							
Yes	6	414	148	2		1	571
<b>IF WARRANTLESS SEARCH CONDUCTED, SEARCH</b>							
Parole/Probation	2	95	26				123
Odor of Contraband		33	7				40
Incident to Pat Down/Frisk		100	43	1			144
Incident to Arrest	4	134	34			1	173
Impound Authority		8	3				11
Visible Contraband		16	8				24
Consent	1	232	92	2			327
Other		5					5
<b>IF SEARCH WAS CONDUCTED, WHAT WAS SEARCHED?</b>							
Vehicle	1	108	38				147
Person	5	399	146	2		1	553
Container	1	8	1				10
Other		2	1				3
<b>WAS ANYTHING DISCOVERED/SEIZED?</b>							
Yes	1	107	36				144
<b>IF SEARCH WAS CONDUCTED, WHAT WAS DISCOVERED?</b>							
Weapons		7	3				10
Money		7					7
Drugs	1	58	16				75
Alcohol		13	7				20
Other Contraband	1	13	4				18
Other Evidence of Crime		8	4				12
Other Property		11	3				14
Vehicle		11	2				13
<b>ACTION TAKEN:</b>							
Warning	3	190	68				261
Citation	2	223	137	1	1		364
Arrest - Total	4	208	67			1	280
Booking - Yes	4	159	46			1	210
Booking - No		49	21				70
Release From Custody		20	9				29
Field Interview Completed	7	598	207	1		1	814
None		53	16	2			71

**LOS ANGELES POLICE DEPARTMENT  
FIELD DATA STATISTICS  
OSB - SOUTH BUREAU**

DESCRIPTION OF ITEM	DRIVER						
	White	Black	Hispanic	Asian	Amer. Ind.	Other	Total
<b>NUMBER OF DRIVERS</b>							
	11	390	226				627
<b>GENDER</b>							
Male	8	381	219				608
Female	3	9	7				19
<b>APPARENT AGE</b>							
1 - 17		6	18				24
18 - 25	5	244	158				407
26 - 35	3	112	46				161
36 - 45	1	25	4				30
46 - 55	2	1					3
56+		2					2
<b>INITIAL REASON FOR STOP</b>							
Vehicle Code Moving Violation	3	125	58				186
Vehicle Code Pedestrian Violation		1					1
Vehicle Code Equipment/Registration Violation	8	245	152				405
Municipal Code Violation		1	1				2
Suspect Flight			1				1
Consensual							
Call For Service		1	1				2
Department Briefing (Crime Broadcast, Bulletins, Roll Call)		2	1				3
Penal Code Violation		10	10				20
Health & Safety Code Violation		5	1				6
Other			1				1
<b>DID DRIVER EXIT VEHICLE?</b>							
Yes	6	214	126				346
No	5	176	100				281
<b>DID YOU ASK DRIVER TO EXIT?</b>							
Yes	5	193	114				312
<b>PAT DOWN/FRISK SEARCH CONDUCTED?</b>							
Yes	3	211	121				335
<b>DETAINEE ASKED TO SUBMIT TO CONSENSUAL SEARCH?</b>							
Yes	3	146	77				226
<b>GRANTED?</b>							
Yes	3	145	77				225
<b>WAS SEARCH CONDUCTED?</b>							
Yes	4	192	103				299
<b>IF WARRANTLESS SEARCH CONDUCTED, SEARCH</b>							
Parole/Probation	1	88	29				118
Odor of Contraband		23	5				28
Incident to Pat Down/Frisk	1	22	13				36
Incident to Arrest	1	9	12				22
Impound Authority	2	11	12				25
Visible Contraband		2	4				6
Consent	3	147	77				227
Other		1					1
<b>IF SEARCH WAS CONDUCTED, WHAT WAS SEARCHED?</b>							
Vehicle	3	157	84				244
Person	3	177	95				275
Container		2					2
Other		2					2
<b>WAS ANYTHING DISCOVERED/SEIZED?</b>							
Yes	2	22	24				48
<b>IF SEARCH WAS CONDUCTED, WHAT WAS DISCOVERED?</b>							
Weapons			1				1
Money		2	2				4
Drugs		5	7				12
Alcohol			2				2
Other Contraband		3	3				6
Other Evidence of Crime		1	1				2
Other Property		3	1				4
Vehicle	2	10	10				22
<b>ACTION TAKEN:</b>							
Warning	4	239	129				372
Citation	7	104	74				185
Arrest - Total	1	25	13				39
Booking - Yes	1	22	13				36

**LOS ANGELES POLICE DEPARTMENT  
FIELD DATA STATISTICS  
OSB - SOUTH BUREAU**

DESCRIPTION OF ITEM	DRIVER						
	White	Black	Hispanic	Asian	Amer. Ind.	Other	Total
Booking - No		3					3
Release From Custody							
Field Interview Completed	7	271	134				412
None							

**LOS ANGELES POLICE DEPARTMENT  
FIELD DATA STATISTICS  
OSB - SOUTH BUREAU**

DESCRIPTION OF ITEM	PEDESTRIAN						Total
	White	Black	Hispanic	Asian	Amer. Ind.	Other	
<b>NUMBER OF PEDESTRIANS</b>							
	26	521	354	2			903
<b>GENDER</b>							
Male	23	513	347	2			885
Female	3	8	7				18
<b>APPARENT AGE</b>							
1 - 17	7	136	134				277
18 - 25	12	289	193	1			495
26 - 35	3	72	25	1			101
36 - 45	2	16	1				19
46 - 55	1	7	1				9
56+	1	1					2
<b>INITIAL REASON FOR STOP</b>							
Vehicle Code Moving Violation	3	12	31				46
Vehicle Code Pedestrian Violation	12	182	112	2			308
Vehicle Code Equipment/Registration Violation	2	8	17				27
Municipal Code Violation	1	104	55				160
Suspect Flight		8	2				10
Consensual	3	68	57				128
Call For Service		1	2				3
Department Briefing (Crime Broadcast, Bulletins, Roll Call)		15	14				29
Penal Code Violation	3	77	46				126
Health & Safety Code Violation	2	45	16				63
Other		1	2				3
<b>PAT DOWN/FRISK SEARCH CONDUCTED?</b>							
Yes	12	477	325				814
<b>DETAINEE ASKED TO SUBMIT TO CONSENSUAL SEARCH?</b>							
Yes	8	243	194				445
<b>GRANTED?</b>							
Yes	8	240	193				441
<b>WAS SEARCH CONDUCTED?</b>							
Yes	10	310	238				558
<b>IF WARRANTLESS SEARCH CONDUCTED, SEARCH</b>							
Parole/Probation	4	145	82				231
Odor of Contraband		5	7				12
Incident to Pat Down/Frisk	3	57	31				91
Incident to Arrest	3	22	31				56
Impound Authority							
Visible Contraband		8	3				11
Consent	8	232	191				431
Other							
<b>IF SEARCH WAS CONDUCTED, WHAT WAS SEARCHED?</b>							
Vehicle		4	3				7
Person	10	309	236				555
Container		1	1				2
Other		5	7				12
<b>WAS ANYTHING DISCOVERED/SEIZED?</b>							
Yes	3	29	32				64
<b>IF SEARCH WAS CONDUCTED, WHAT WAS DISCOVERED?</b>							
Weapons		2	2				4
Money		2	1				3
Drugs	1	7	15				23
Alcohol	1	6	4				11
Other Contraband	1	11	11				23
Other Evidence of Crime			2				2
Other Property		3	2				5
Vehicle			1				1
<b>ACTION TAKEN:</b>							
Warning	5	225	146				376
Citation	16	36	41	2			95
Arrest - Total	3	54	51				108
Booking - Yes	2	41	39				82
Booking - No	1	13	12				26
Release From Custody	1	2	5				8
Field Interview Completed	12	470	321				803
None		6	4				10

**LOS ANGELES POLICE DEPARTMENT  
FIELD DATA STATISTICS  
OSB - SOUTH BUREAU**

DESCRIPTION OF ITEM	PASSENGER						
	White	Black	Hispanic	Asian	Amer. Ind.	Other	Total
NUMBER OF PASSENGERS							
	3	105	46				154
GENDER							
Male	2	97	44				143
Female	1	8	2				11
APPARENT AGE							
1 - 17		14	18				32
18 - 25		63	27				90
26 - 35	3	26					29
36 - 45		1	1				2
46 - 55		1					1
56+							
INITIAL REASON FOR STOP							
Vehicle Code Moving Violation	2	37	7				46
Vehicle Code Pedestrian Violation		1	2				3
Vehicle Code Equipment/Registration Violation	1	59	27				87
Municipal Code Violation		2					2
Suspect Flight			4				4
Consensual			1				1
Call For Service							
Department Briefing (Crime Broadcast, Bulletins, Roll Call)							
Penal Code Violation		3	5				8
Health & Safety Code Violation		3					3
Other							
PAT DOWN/FRISK SEARCH CONDUCTED?							
Yes	2	80	35				117
DETAINEE ASKED TO SUBMIT TO CONSENSUAL SEARCH?							
Yes	1	47	16				64
GRANTED?							
Yes	1	46	16				63
WAS SEARCH CONDUCTED?							
Yes	2	64	25				91
IF WARRANTLESS SEARCH CONDUCTED, SEARCH							
Parole/Probation		36	7				43
Odor of Contraband		3	1				4
Incident to Pat Down/Frisk	1	11	6				18
Incident to Arrest		4	5				9
Impound Authority			2				2
Visible Contraband	1						1
Consent	1	45	16				62
Other		1					1
IF SEARCH WAS CONDUCTED, WHAT WAS SEARCHED?							
Vehicle	1	16	9				26
Person	2	61	23				86
Container							
Other		1					1
WAS ANYTHING DISCOVERED/SEIZED?							
Yes	1	2	7				10
IF SEARCH WAS CONDUCTED, WHAT WAS DISCOVERED?							
Weapons			1				1
Money			1				1
Drugs	1	2	2				5
Alcohol							
Other Contraband			2				2
Other Evidence of Crime							
Other Property							
Vehicle			2				2
ACTION TAKEN:							
Warning	1	54	20				75
Citation	1	4	4				9
Arrest - Total	1	10	9				20
Booking - Yes	1	10	8				19
Booking - No			1				1
Release From Custody							
Field Interview Completed	2	87	36				125
None			1				1

**LOS ANGELES POLICE DEPARTMENT  
FIELD DATA STATISTICS  
OSB - South Traffic Division**

DESCRIPTION OF ITEM	DRIVER						
	White	Black	Hispanic	Asian	Amer. Ind.	Other	Total
<b>NUMBER OF DRIVERS</b>							
	5536	9713	8002	1772	34	115	25172
<b>GENDER</b>							
Male	3575	5292	5611	1117	21	87	15703
Female	1961	4421	2391	655	13	28	9469
<b>APPARENT AGE</b>							
1 - 17	32	89	78	6	1		206
18 - 25	949	2303	2198	286	7	31	5774
26 - 35	1378	2518	2393	489	11	31	6820
36 - 45	1264	2071	1773	406	8	22	5544
46 - 55	1041	1508	1074	353	6	18	4000
56+	872	1224	486	232	1	13	2828
<b>INITIAL REASON FOR STOP</b>							
Vehicle Code Moving Violation	2762	7354	5331	847	20	62	16376
Vehicle Code Pedestrian Violation	24	42	28	5	1		100
Vehicle Code Equipment/Registration Violation	1327	1910	2013	371	4	33	5658
Municipal Code Violation	1276	320	498	504	7	18	2623
Suspect Flight		1	1				2
Consensual	130	13	44	40	1		228
Call For Service	10	56	73	3	1		143
Department Briefing (Crime Broadcast, Bulletins, Roll Call)		1					1
Penal Code Violation	2	12	8	1			23
Health & Safety Code Violation	3	1	1	1			6
Other	2	3	5			2	12
<b>DID DRIVER EXIT VEHICLE?</b>							
Yes	234	875	1067	53	4	14	2247
No	5302	8838	6935	1719	30	101	22925
<b>DID YOU ASK DRIVER TO EXIT?</b>							
Yes	97	615	903	17	1	4	1637
<b>PAT DOWN/FRISK SEARCH CONDUCTED?</b>							
Yes	30	182	248	7	1	2	470
<b>DETAINEE ASKED TO SUBMIT TO CONSENSUAL SEARCH?</b>							
Yes	11	60	83			2	156
<b>GRANTED?</b>							
Yes	8	40	54			2	104
<b>WAS SEARCH CONDUCTED?</b>							
Yes	63	539	861	5	1	2	1471
<b>IF WARRANTLESS SEARCH CONDUCTED, SEARCH</b>							
Parole/Probation	3	8	2				13
Odor of Contraband	2	21	7	1			31
Incident to Pat Down/Frisk	9	48	78				135
Incident to Arrest	18	131	169	3	1	1	323
Impound Authority	47	420	740	3		1	1211
Visible Contraband	1	1	2				4
Consent	9	41	54			2	106
Other							
<b>IF SEARCH WAS CONDUCTED, WHAT WAS SEARCHED?</b>							
Vehicle	51	457	769	3		2	1282
Person	27	175	234	3	1	1	441
Container			1				1
Other							
<b>WAS ANYTHING DISCOVERED/SEIZED?</b>							
Yes	52	455	761	3		1	1272
<b>IF SEARCH WAS CONDUCTED, WHAT WAS DISCOVERED?</b>							
Weapons	1	1	1				3
Money		8	6				14
Drugs	1	21	7				29
Alcohol		2	8				10
Other Contraband	2	1					3
Other Evidence of Crime	2	5	1				8
Other Property		5	2				7
Vehicle	47	416	737	3		1	1204
<b>ACTION TAKEN:</b>							
Warning	3086	1014	1350	1100	15	42	6607
Citation	2421	8577	6482	664	18	71	18233
Arrest - Total	29	184	239	5	1	2	460
Booking - Yes	20	135	170	3	1	1	330



**LOS ANGELES POLICE DEPARTMENT  
FIELD DATA STATISTICS  
OSB - South Traffic Division**

DESCRIPTION OF ITEM	DRIVER						
	White	Black	Hispanic	Asian	Amer. Ind.	Other	Total
Booking - No	9	49	69	2		1	130
Release From Custody		1					1
Field Interview Completed	8	48	58		1	1	116
None	12	5	7	5		2	31

**LOS ANGELES POLICE DEPARTMENT  
FIELD DATA STATISTICS  
OSB - South Traffic Division**

DESCRIPTION OF ITEM	PEDESTRIAN						
	White	Black	Hispanic	Asian	Amer. Ind.	Other	Total
<b>NUMBER OF PEDESTRIANS</b>							
	219	399	372	37	2	3	1032
<b>GENDER</b>							
Male	158	267	282	24	2	2	735
Female	61	132	90	13		1	297
<b>APPARENT AGE</b>							
1 - 17	1	40	48		1		90
18 - 25	82	79	87	23		2	273
26 - 35	37	76	88	7			208
36 - 45	34	85	75	3		1	198
46 - 55	43	87	46	2	1		179
56+	22	32	28	2			84
<b>INITIAL REASON FOR STOP</b>							
Vehicle Code Moving Violation	22	61	91	5		1	180
Vehicle Code Pedestrian Violation	183	303	246	32	2	2	768
Vehicle Code Equipment/Registration Violation	4	9	5				18
Municipal Code Violation	4	5	4				13
Suspect Flight		2					2
Consensual	1	3	2				6
Call For Service	2	9	17				28
Department Briefing (Crime Broadcast, Bulletins, Roll Call)							
Penal Code Violation	1	6	3				10
Health & Safety Code Violation	1	1	3				5
Other	1		1				2
<b>PAT DOWN/FRISK SEARCH CONDUCTED?</b>							
Yes	5	37	29				71
<b>DETAINEE ASKED TO SUBMIT TO CONSENSUAL SEARCH?</b>							
Yes	2	17	18				37
<b>GRANTED?</b>							
Yes	2	14	18				34
<b>WAS SEARCH CONDUCTED?</b>							
Yes	4	30	29				63
<b>IF WARRANTLESS SEARCH CONDUCTED, SEARCH</b>							
Parole/Probation		7	1				8
Odor of Contraband			1				1
Incident to Pat Down/Frisk		9	10				19
Incident to Arrest	2	6	13				21
Impound Authority		1	4				5
Visible Contraband			1				1
Consent	2	14	18				34
Other		2					2
<b>IF SEARCH WAS CONDUCTED, WHAT WAS SEARCHED?</b>							
Vehicle		4	8				12
Person	4	30	27				61
Container			2				2
Other							
<b>WAS ANYTHING DISCOVERED/SEIZED?</b>							
Yes		1	15				16
<b>IF SEARCH WAS CONDUCTED, WHAT WAS DISCOVERED?</b>							
Weapons			1				1
Money			1				1
Drugs			5				5
Alcohol			2				2
Other Contraband			5				5
Other Evidence of Crime			1				1
Other Property			1				1
Vehicle		1	3				4
<b>ACTION TAKEN:</b>							
Warning	40	13	19	3			75
Citation	177	365	330	34	2	3	911
Arrest - Total	3	14	22				39
Booking - Yes	2	11	19				32
Booking - No	1	3	3				7
Release From Custody			1				1
Field Interview Completed		14	19				33
None	2	3					5

**LOS ANGELES POLICE DEPARTMENT  
FIELD DATA STATISTICS  
OSB - South Traffic Division**

DESCRIPTION OF ITEM	PASSENGER						
	White	Black	Hispanic	Asian	Amer. Ind.	Other	Total
NUMBER OF PASSENGERS							
	16	67	90	5		1	179
GENDER							
Male	9	37	60	3			109
Female	7	30	30	2		1	70
APPARENT AGE							
1 - 17		5	9				14
18 - 25	5	20	32	2			59
26 - 35	2	16	14	2			34
36 - 45	3	11	19			1	34
46 - 55	6	10	9	1			26
56+		5	7				12
INITIAL REASON FOR STOP							
Vehicle Code Moving Violation	14	53	77	5		1	150
Vehicle Code Pedestrian Violation		2	3				5
Vehicle Code Equipment/Registration Violation	1	10	8				19
Municipal Code Violation	1		1				2
Suspect Flight			1				1
Consensual							
Call For Service		2					2
Department Briefing (Crime Broadcast, Bulletins, Roll Call)							
Penal Code Violation							
Health & Safety Code Violation							
Other							
PAT DOWN/FRISK SEARCH CONDUCTED?							
Yes	1	8	5				14
DETAINEE ASKED TO SUBMIT TO CONSENSUAL SEARCH?							
Yes		1	2				3
GRANTED?							
Yes			2				2
WAS SEARCH CONDUCTED?							
Yes	1	8	8				17
IF WARRANTLESS SEARCH CONDUCTED, SEARCH							
Parole/Probation		1	2				3
Odor of Contraband		1					1
Incident to Pat Down/Frisk	1	1	1				3
Incident to Arrest		4	2				6
Impound Authority		2	2				4
Visible Contraband	1		1				2
Consent			2				2
Other							
IF SEARCH WAS CONDUCTED, WHAT WAS SEARCHED?							
Vehicle	1	3	4				8
Person	1	6	4				11
Container		1					1
Other							
WAS ANYTHING DISCOVERED/SEIZED?							
Yes	1	5	4				10
IF SEARCH WAS CONDUCTED, WHAT WAS DISCOVERED?							
Weapons							
Money							
Drugs		1					1
Alcohol	1		2				3
Other Contraband							
Other Evidence of Crime							
Other Property		1					1
Vehicle		3	2				5
ACTION TAKEN:							
Warning	6	2	3	2			13
Citation	10	60	83	3		1	157
Arrest - Total		6	3				9
Booking - Yes		2	3				5
Booking - No		4					4
Release From Custody		1					1
Field Interview Completed		3	2				5
None							

**LOS ANGELES POLICE DEPARTMENT  
FIELD DATA STATISTICS  
OVB**

DESCRIPTION OF ITEM	DRIVER						
	White	Black	Hispanic	Asian	Amer. Ind.	Other	Total
<b>NUMBER OF DRIVERS</b>							
	40219	7201	33577	5208	116	1130	87451
<b>GENDER</b>							
Male	25965	4828	25375	3189	85	849	60291
Female	14254	2373	8202	2019	31	281	27160
<b>APPARENT AGE</b>							
1 - 17	712	74	639	59	3	20	1507
18 - 25	8737	1936	11857	1232	32	362	24156
26 - 35	9584	2195	10547	1428	24	299	24077
36 - 45	9518	1750	6661	1164	28	216	19337
46 - 55	6941	881	2902	799	23	146	11692
56+	4727	365	971	526	6	87	6682
<b>INITIAL REASON FOR STOP</b>							
Vehicle Code Moving Violation	30908	4426	20933	3665	90	819	60841
Vehicle Code Pedestrian Violation	32	9	51	5	1	3	101
Vehicle Code Equipment/Registration Violation	7164	2266	10513	1071	18	243	21275
Municipal Code Violation	1272	230	516	405	4	13	2440
Suspect Flight	13	5	24			1	43
Consensual	66	29	89	4		4	192
Call For Service	349	73	542	22	1	19	1006
Department Briefing (Crime Broadcast, Bulletins, Roll Call)	47	15	76	2		4	144
Penal Code Violation	232	91	509	23	2	15	872
Health & Safety Code Violation	89	35	117	9		3	253
Other	47	22	207	2		6	284
<b>DID DRIVER EXIT VEHICLE?</b>							
Yes	4635	1545	10401	472	14	250	17317
No	35584	5656	23176	4736	102	880	70134
<b>DID YOU ASK DRIVER TO EXIT?</b>							
Yes	2742	1134	8562	222	7	147	12814
<b>PAT DOWN/FRISK SEARCH CONDUCTED?</b>							
Yes	1949	821	5944	136	7	118	8975
<b>DETAINEE ASKED TO SUBMIT TO CONSENSUAL SEARCH?</b>							
Yes	1176	501	3499	86	2	70	5334
<b>GRANTED?</b>							
Yes	1118	481	3388	78	2	68	5135
<b>WAS SEARCH CONDUCTED?</b>							
Yes	2205	940	7340	147	6	121	10759
<b>IF WARRANTLESS SEARCH CONDUCTED, SEARCH</b>							
Parole/Probation	282	139	443	8	1	9	882
Odor of Contraband	82	49	158	4		11	304
Incident to Pat Down/Frisk	343	159	1166	27	1	31	1727
Incident to Arrest	874	271	2345	64	3	38	3595
Impound Authority	666	313	3482	37	1	28	4527
Visible Contraband	69	23	139	1		5	237
Consent	1091	481	3365	75	3	67	5082
Other	9	7	29			3	48
<b>IF SEARCH WAS CONDUCTED, WHAT WAS SEARCHED?</b>							
Vehicle	1579	734	5762	108	4	82	8269
Person	1774	738	5117	120	6	99	7854
Container	77	30	109	2		5	223
Other	9	5	9			1	24
<b>WAS ANYTHING DISCOVERED/SEIZED?</b>							
Yes	1157	477	4544	68	2	56	6304
<b>IF SEARCH WAS CONDUCTED, WHAT WAS DISCOVERED?</b>							
Weapons	36	7	90			3	136
Money	61	30	132	5			228
Drugs	341	116	546	18		18	1039
Alcohol	31	16	146	1		1	195
Other Contraband	83	19	108	3		2	215
Other Evidence of Crime	65	22	152	3		3	245
Other Property	154	52	442	11	1	5	665
Vehicle	574	276	3272	36	1	28	4187
<b>ACTION TAKEN:</b>							
Warning	7353	2038	6739	1474	30	140	17774
Citation	31827	4794	24295	3679	84	941	65620
Arrest - Total	1360	402	3319	100	4	64	5249
Booking - Yes	882	257	2020	61	3	41	3264

**LOS ANGELES POLICE DEPARTMENT  
FIELD DATA STATISTICS  
OVB**

DESCRIPTION OF ITEM	DRIVER						
	White	Black	Hispanic	Asian	Amer. Ind.	Other	Total
Booking - No	478	145	1299	39	1	23	1985
Release From Custody	35	12	96	8		1	152
Field Interview Completed	1292	423	2632	101	3	65	4516
None	195	76	380	19	2	9	681

**LOS ANGELES POLICE DEPARTMENT  
FIELD DATA STATISTICS  
OVB**

DESCRIPTION OF ITEM	PEDESTRIAN						
	White	Black	Hispanic	Asian	Amer. Ind.	Other	Total
<b>NUMBER OF PEDESTRIANS</b>							
	7382	3423	16011	526	48	190	27580
<b>GENDER</b>							
Male	5556	2527	13812	326	37	161	22419
Female	1826	896	2199	200	11	29	5161
<b>APPARENT AGE</b>							
1 - 17	909	457	4321	113	4	25	5829
18 - 25	1434	976	4984	134	4	53	7585
26 - 35	1489	710	3559	89	3	36	5886
36 - 45	1919	718	2055	100	16	30	4838
46 - 55	1225	432	851	59	17	31	2615
56+	406	130	241	31	4	15	827
<b>INITIAL REASON FOR STOP</b>							
Vehicle Code Moving Violation	273	123	615	13	3	8	1035
Vehicle Code Pedestrian Violation	1249	543	2246	125	5	12	4180
Vehicle Code Equipment/Registration Violation	197	75	617	7	1		897
Municipal Code Violation	1476	637	4366	87	21	25	6612
Suspect Flight	27	16	121	3		3	170
Consensual	978	502	1885	23	4	6	3398
Call For Service	1852	713	3058	153	8	84	5868
Department Briefing (Crime Broadcast, Bulletins, Roll Call)	149	66	306	2	1	3	527
Penal Code Violation	812	577	1988	87	4	31	3499
Health & Safety Code Violation	209	116	475	8	1	10	819
Other	160	55	334	18		8	575
<b>PAT DOWN/FRISK SEARCH CONDUCTED?</b>							
Yes	3850	2085	10745	250	21	118	17069
<b>DETAINEE ASKED TO SUBMIT TO CONSENSUAL SEARCH?</b>							
Yes	2311	1284	6239	129	8	59	10030
<b>GRANTED?</b>							
Yes	2203	1235	6034	119	7	53	9651
<b>WAS SEARCH CONDUCTED?</b>							
Yes	3782	2057	9840	253	20	124	16076
<b>IF WARRANTLESS SEARCH CONDUCTED, SEARCH</b>							
Parole/Probation	620	416	1151	12	1	3	2203
Odor of Contraband	39	24	115	2	1		181
Incident to Pat Down/Frisk	720	355	2156	60	3	25	3319
Incident to Arrest	1706	915	4088	168	11	76	6964
Impound Authority	14	3	53				70
Visible Contraband	112	44	246	7	1	5	415
Consent	2143	1215	5938	118	7	53	9474
Other	47	7	46	3		1	104
<b>IF SEARCH WAS CONDUCTED, WHAT WAS SEARCHED?</b>							
Vehicle	162	44	272	8		9	495
Person	3679	2029	9712	246	18	118	15802
Container	406	149	478	31	3	8	1075
Other	156	57	228	14	1	5	461
<b>WAS ANYTHING DISCOVERED/SEIZED?</b>							
Yes	1049	546	2574	83	6	36	4294
<b>IF SEARCH WAS CONDUCTED, WHAT WAS DISCOVERED?</b>							
Weapons	73	25	163	5		3	269
Money	79	45	144	10		1	279
Drugs	366	163	691	14	1	9	1244
Alcohol	128	71	482	6	1	6	694
Other Contraband	168	51	334	13	1	3	570
Other Evidence of Crime	187	124	382	25		6	724
Other Property	304	165	781	33	3	11	1297
Vehicle	7	3	33				43
<b>ACTION TAKEN:</b>							
Warning	1287	591	2351	56	5	19	4309
Citation	1563	670	4296	163	13	36	6741
Arrest - Total	2788	1426	6679	252	28	102	11275
Booking - Yes	1733	915	3466	149	9	74	6346
Booking - No	1055	511	3213	103	19	28	4929
Release From Custody	670	334	1850	56	16	18	2944
Field Interview Completed	3390	1614	7088	191	13	83	12379
None	514	201	870	19	1	13	1618

**LOS ANGELES POLICE DEPARTMENT  
FIELD DATA STATISTICS  
OVB**

DESCRIPTION OF ITEM	PASSENGER						
	White	Black	Hispanic	Asian	Amer. Ind.	Other	Total
NUMBER OF PASSENGERS							
	911	469	2530	100	3	33	4046
GENDER							
Male	552	312	2042	62	2	29	2999
Female	359	157	488	38	1	4	1047
APPARENT AGE							
1 - 17	114	41	503	14		3	675
18 - 25	291	196	1281	33	1	17	1819
26 - 35	196	106	504	30		6	842
36 - 45	162	85	155	9		3	414
46 - 55	106	35	66	7	1	3	218
56+	42	6	21	7	1	1	78
INITIAL REASON FOR STOP							
Vehicle Code Moving Violation	317	147	957	65		14	1500
Vehicle Code Pedestrian Violation	5	3	14				22
Vehicle Code Equipment/Registration Violation	221	134	715	12		6	1088
Municipal Code Violation	112	23	158	5	2	2	302
Suspect Flight	3	3	16	1		1	24
Consensual	37	17	99	1		1	155
Call For Service	76	24	125	10		2	237
Department Briefing (Crime Broadcast, Bulletins, Roll Call)	16	14	43			1	74
Penal Code Violation	67	74	256	5	1	1	404
Health & Safety Code Violation	43	23	98			4	168
Other	14	7	49	1		1	72
PAT DOWN/FRISK SEARCH CONDUCTED?							
Yes	417	301	1751	25	2	18	2514
DETAINEE ASKED TO SUBMIT TO CONSENSUAL SEARCH?							
Yes	266	177	1105	14		10	1572
GRANTED?							
Yes	257	172	1075	12		9	1525
WAS SEARCH CONDUCTED?							
Yes	412	307	1622	19	2	15	2377
IF WARRANTLESS SEARCH CONDUCTED, SEARCH							
Parole/Probation	87	65	242				394
Odor of Contraband	28	28	87			4	147
Incident to Pat Down/Frisk	71	69	387	1	1	3	532
Incident to Arrest	140	109	438	7	1	3	698
Impound Authority	22	17	90	1			130
Visible Contraband	25	13	81			1	120
Consent	246	168	1055	12		9	1490
Other		3	8				11
IF SEARCH WAS CONDUCTED, WHAT WAS SEARCHED?							
Vehicle	132	97	425	2	1	5	662
Person	388	291	1576	18	2	15	2290
Container	35	22	50			2	109
Other	6	2	8				16
WAS ANYTHING DISCOVERED/SEIZED?							
Yes	182	110	545	3	1	3	844
IF SEARCH WAS CONDUCTED, WHAT WAS DISCOVERED?							
Weapons	10	8	49		1		68
Money	18	15	38				71
Drugs	92	47	225			2	366
Alcohol	17	10	74				101
Other Contraband	27	9	54				90
Other Evidence of Crime	23	18	48				89
Other Property	35	21	131	2	1	1	191
Vehicle	12	13	64	1			90
ACTION TAKEN:							
Warning	213	102	399	54	1	6	775
Citation	233	69	571	17		8	898
Arrest - Total	225	147	693	8	2	4	1079
Booking - Yes	153	113	446	7	1	3	723
Booking - No	72	34	247	1	1	1	356
Release From Custody	30	21	98		1	1	151
Field Interview Completed	338	211	1186	24	2	14	1775
None	99	61	310	5		6	481

**LOS ANGELES POLICE DEPARTMENT  
FIELD DATA STATISTICS  
OVb - Van Nuys Area**

DESCRIPTION OF ITEM	DRIVER						Total
	White	Black	Hispanic	Asian	Amer. Ind.	Other	
<b>NUMBER OF DRIVERS</b>							
	2572	715	2819	244	20	139	6509
<b>GENDER</b>							
Male	1763	539	2239	152	17	105	4815
Female	809	176	580	92	3	34	1694
<b>APPARENT AGE</b>							
1 - 17	33	7	52	1		3	96
18 - 25	648	211	1053	71	5	44	2032
26 - 35	725	243	966	74	5	31	2044
36 - 45	550	164	528	46	5	34	1327
46 - 55	388	65	171	36	4	14	678
56+	228	25	49	16	1	13	332
<b>INITIAL REASON FOR STOP</b>							
Vehicle Code Moving Violation	1467	279	1235	124	17	80	3202
Vehicle Code Pedestrian Violation	1	1	6				8
Vehicle Code Equipment/Registration Violation	985	380	1331	112	1	50	2859
Municipal Code Violation	4	1	8				13
Suspect Flight	4	1	1				6
Consensual	6	3	10			1	20
Call For Service	34	12	59	4		2	111
Department Briefing (Crime Broadcast, Bulletins, Roll Call)	7	5	16				28
Penal Code Violation	36	15	83	2	2	5	143
Health & Safety Code Violation	22	14	28	2		1	67
Other	6	4	42				52
<b>DID DRIVER EXIT VEHICLE?</b>							
Yes	485	237	1106	44	2	42	1916
No	2087	478	1713	200	18	97	4593
<b>DID YOU ASK DRIVER TO EXIT?</b>							
Yes	326	204	944	25	1	27	1527
<b>PAT DOWN/FRIK SEARCH CONDUCTED?</b>							
Yes	225	151	683	16	2	21	1098
<b>DETAINEE ASKED TO SUBMIT TO CONSENSUAL SEARCH?</b>							
Yes	134	98	374	11		9	626
<b>GRANTED?</b>							
Yes	125	93	356	11		8	593
<b>WAS SEARCH CONDUCTED?</b>							
Yes	265	174	778	18	2	20	1257
<b>IF WARRANTLESS SEARCH CONDUCTED, SEARCH</b>							
Parole/Probation	34	28	52	1			115
Odor of Contraband	6	10	15				31
Incident to Pat Down/Frisk	41	41	142	2	1	8	235
Incident to Arrest	105	51	232	7	1	8	404
Impound Authority	90	48	327	4		6	475
Visible Contraband	5	1	11				17
Consent	121	93	356	11	1	8	590
Other	1		6				7
<b>IF SEARCH WAS CONDUCTED, WHAT WAS SEARCHED?</b>							
Vehicle	194	135	592	11	1	12	945
Person	209	148	577	15	2	15	966
Container	10	8	20	1			39
Other		1				1	2
<b>WAS ANYTHING DISCOVERED/SEIZED?</b>							
Yes	145	84	433	9		12	683
<b>IF SEARCH WAS CONDUCTED, WHAT WAS DISCOVERED?</b>							
Weapons	1	1	7				9
Money	17	12	27	2			58
Drugs	48	25	70	3		3	149
Alcohol		1	17				18
Other Contraband	14	5	14				33
Other Evidence of Crime	10	5	17			1	33
Other Property	26	10	43	1		1	81
Vehicle	69	45	294	4		7	419
<b>ACTION TAKEN:</b>							
Warning	403	191	534	37		13	1178
Citation	2026	456	1979	195	19	114	4789
Arrest - Total	190	89	377	14	2	15	687
Booking - Yes	101	45	200	8	1	9	364



**LOS ANGELES POLICE DEPARTMENT  
FIELD DATA STATISTICS  
OVB - Van Nuys Area**

DESCRIPTION OF ITEM	DRIVER						
	White	Black	Hispanic	Asian	Amer. Ind.	Other	Total
Booking - No	89	44	177	6	1	6	323
Release From Custody	5	4	3				12
Field Interview Completed	167	78	319	12	1	16	593
None	24	11	67	3		1	106

**LOS ANGELES POLICE DEPARTMENT  
FIELD DATA STATISTICS  
OVB - Van Nuys Area**

DESCRIPTION OF ITEM	PEDESTRIAN						
	White	Black	Hispanic	Asian	Amer. Ind.	Other	Total
<b>NUMBER OF PEDESTRIANS</b>							
	1555	986	2754	123	9	36	5463
<b>GENDER</b>							
Male	1147	667	2295	67	8	25	4209
Female	408	319	459	56	1	11	1254
<b>APPARENT AGE</b>							
1 - 17	144	120	805	22	2	2	1095
18 - 25	289	341	835	28	2	7	1502
26 - 35	312	198	553	22		7	1092
36 - 45	426	186	344	24	1	7	988
46 - 55	274	111	163	15	3	10	576
56+	110	30	54	12	1	3	210
<b>INITIAL REASON FOR STOP</b>							
Vehicle Code Moving Violation	38	19	59		1	2	119
Vehicle Code Pedestrian Violation	254	179	437	41	1	2	914
Vehicle Code Equipment/Registration Violation	38	20	89	2			149
Municipal Code Violation	269	145	630	16	5	5	1070
Suspect Flight	4	4	21	1		1	31
Consensual	167	127	249	5	1	2	551
Call For Service	539	244	718	34		19	1554
Department Briefing (Crime Broadcast, Bulletins, Roll Call)	24	17	59				100
Penal Code Violation	167	187	336	18	1	3	712
Health & Safety Code Violation	34	29	87	4			154
Other	21	15	69	2		2	109
<b>PAT DOWN/FRISK SEARCH CONDUCTED?</b>							
Yes	793	539	1722	49	7	23	3133
<b>DETAINEE ASKED TO SUBMIT TO CONSENSUAL SEARCH?</b>							
Yes	403	344	1009	25	3	9	1793
<b>GRANTED?</b>							
Yes	382	329	957	24	2	9	1703
<b>WAS SEARCH CONDUCTED?</b>							
Yes	806	559	1678	49	6	24	3122
<b>IF WARRANTLESS SEARCH CONDUCTED, SEARCH</b>							
Parole/Probation	108	72	160				340
Odor of Contraband	10	5	25	2			42
Incident to Pat Down/Frisk	162	112	381	12		6	673
Incident to Arrest	432	283	743	33	5	16	1512
Impound Authority	2	1	7				10
Visible Contraband	19	11	25	2		1	58
Consent	374	320	940	24	2	9	1669
Other	14	1	12				27
<b>IF SEARCH WAS CONDUCTED, WHAT WAS SEARCHED?</b>							
Vehicle	24	10	48	5		1	88
Person	782	548	1658	48	6	23	3065
Container	111	54	85	8		3	261
Other	30	10	52	3			95
<b>WAS ANYTHING DISCOVERED/SEIZED?</b>							
Yes	212	124	393	15	1	5	750
<b>IF SEARCH WAS CONDUCTED, WHAT WAS DISCOVERED?</b>							
Weapons	16	3	34	1		1	55
Money	21	14	56	3			94
Drugs	75	41	127	5		2	250
Alcohol	29	12	56	1		1	99
Other Contraband	30	13	69	2	1		115
Other Evidence of Crime	48	38	74	7		1	168
Other Property	38	26	79	3		1	147
Vehicle			7				7
<b>ACTION TAKEN:</b>							
Warning	222	177	361	4	2	1	767
Citation	318	182	783	53	3	7	1346
Arrest - Total	623	383	1062	45	5	18	2136
Booking - Yes	436	280	708	33	3	17	1477
Booking - No	187	103	354	12	2	1	659
Release From Custody	126	60	187	7	1	1	382
Field Interview Completed	739	461	1209	43		18	2470
None	91	63	189	4		2	349

**LOS ANGELES POLICE DEPARTMENT  
FIELD DATA STATISTICS  
OVB - Van Nuys Area**

DESCRIPTION OF ITEM	PASSENGER						
	White	Black	Hispanic	Asian	Amer. Ind.	Other	Total
NUMBER OF PASSENGERS							
	84	102	315	4	1	6	512
GENDER							
Male	47	65	261	3		4	380
Female	37	37	54	1	1	2	132
APPARENT AGE							
1 - 17	4	4	73				81
18 - 25	24	50	158	3			235
26 - 35	15	23	54	1		3	96
36 - 45	22	19	20			1	62
46 - 55	12	6	9			1	28
56+	7		1		1	1	10
INITIAL REASON FOR STOP							
Vehicle Code Moving Violation	23	19	108	1		3	154
Vehicle Code Pedestrian Violation							
Vehicle Code Equipment/Registration Violation	29	26	95			3	153
Municipal Code Violation	3		6		1		10
Suspect Flight	1	2	5				8
Consensual	3	4	10				17
Call For Service	12	13	20	2			47
Department Briefing (Crime Broadcast, Bulletins, Roll Call)	1		6				7
Penal Code Violation	8	28	38	1			75
Health & Safety Code Violation	4	9	17				30
Other		1	10				11
PAT DOWN/FRISK SEARCH CONDUCTED?							
Yes	36	72	234	1	1	1	345
DETAINEE ASKED TO SUBMIT TO CONSENSUAL SEARCH?							
Yes	24	37	145	2			208
GRANTED?							
Yes	23	33	137	2			195
WAS SEARCH CONDUCTED?							
Yes	37	76	225	2	1	1	342
IF WARRANTLESS SEARCH CONDUCTED, SEARCH							
Parole/Probation	12	14	34				60
Odor of Contraband	2	12	8				22
Incident to Pat Down/Frisk	5	17	55		1		78
Incident to Arrest	13	42	61	1		1	118
Impound Authority	1	5	12				18
Visible Contraband	2	1	11				14
Consent	23	33	136	2			194
Other			2				2
IF SEARCH WAS CONDUCTED, WHAT WAS SEARCHED?							
Vehicle	8	31	55				94
Person	36	70	220	2	1	1	330
Container	6	6	7				19
Other	1		2				3
WAS ANYTHING DISCOVERED/SEIZED?							
Yes	14	34	74				122
IF SEARCH WAS CONDUCTED, WHAT WAS DISCOVERED?							
Weapons	1	1	4				6
Money		7	9				16
Drugs	11	17	34				62
Alcohol	1	1	5				7
Other Contraband	2	4	16				22
Other Evidence of Crime	1	8	7				16
Other Property	1	2	16				19
Vehicle		6	11				17
ACTION TAKEN:							
Warning	10	12	33	2	1		58
Citation	26	10	62			4	102
Arrest - Total	23	48	89	1		1	162
Booking - Yes	17	41	63	1		1	123
Booking - No	6	7	26				39
Release From Custody	3	5	11				19
Field Interview Completed	35	50	153	1	1	2	242
None	12	12	49				73

**LOS ANGELES POLICE DEPARTMENT  
FIELD DATA STATISTICS  
OVB - West Valley Area**

DESCRIPTION OF ITEM	DRIVER						Total
	White	Black	Hispanic	Asian	Amer. Ind.	Other	
<b>NUMBER OF DRIVERS</b>							
	3432	664	2699	354	14	253	7416
<b>GENDER</b>							
Male	2353	485	2189	256	10	194	5487
Female	1079	179	510	98	4	59	1929
<b>APPARENT AGE</b>							
1 - 17	149	17	73	12	1	6	258
18 - 25	1028	235	1124	114	4	97	2602
26 - 35	819	220	830	107	2	57	2035
36 - 45	678	108	439	58	5	37	1325
46 - 55	476	66	190	41	2	34	809
56+	282	18	43	22		22	387
<b>INITIAL REASON FOR STOP</b>							
Vehicle Code Moving Violation	2073	308	1263	222	9	174	4049
Vehicle Code Pedestrian Violation	1	1	3			1	6
Vehicle Code Equipment/Registration Violation	1164	299	1165	114	5	66	2813
Municipal Code Violation	30	8	50	4		1	93
Suspect Flight	1		1				2
Consensual	22	3	15			1	41
Call For Service	53	14	60	4		5	136
Department Briefing (Crime Broadcast, Bulletins, Roll Call)	15	4	13	1			33
Penal Code Violation	40	17	75	7		2	141
Health & Safety Code Violation	23	6	18	2		1	50
Other	10	4	36			2	52
<b>DID DRIVER EXIT VEHICLE?</b>							
Yes	840	242	1253	67	1	65	2468
No	2592	422	1446	287	13	188	4948
<b>DID YOU ASK DRIVER TO EXIT?</b>							
Yes	602	190	1027	43	2	44	1908
<b>PAT DOWN/FRISK SEARCH CONDUCTED?</b>							
Yes	458	172	832	34	2	30	1528
<b>DETAINEE ASKED TO SUBMIT TO CONSENSUAL SEARCH?</b>							
Yes	314	110	516	20	1	24	985
<b>GRANTED?</b>							
Yes	296	104	498	19	1	24	942
<b>WAS SEARCH CONDUCTED?</b>							
Yes	500	176	946	34	1	33	1690
<b>IF WARRANTLESS SEARCH CONDUCTED, SEARCH</b>							
Parole/Probation	60	19	47	3	1	1	131
Odor of Contraband	28	17	25	2		7	79
Incident to Pat Down/Frisk	75	25	135	5		5	245
Incident to Arrest	165	49	287	13		9	523
Impound Authority	107	49	407	3		5	571
Visible Contraband	22	4	25	1		4	56
Consent	290	103	499	17	1	23	933
Other	4	1	6				11
<b>IF SEARCH WAS CONDUCTED, WHAT WAS SEARCHED?</b>							
Vehicle	380	135	762	23	1	23	1324
Person	420	143	673	30	1	26	1293
Container	27	7	21			1	56
Other	3		1				4
<b>WAS ANYTHING DISCOVERED/SEIZED?</b>							
Yes	243	83	560	9		15	910
<b>IF SEARCH WAS CONDUCTED, WHAT WAS DISCOVERED?</b>							
Weapons	8		18			2	28
Money	12	6	16	1			35
Drugs	102	30	70	4		7	213
Alcohol	8	3	22			1	34
Other Contraband	21	1	9	1			32
Other Evidence of Crime	11	4	19	1		1	36
Other Property	13	4	18	1			36
Vehicle	100	43	420	3		6	572
<b>ACTION TAKEN:</b>							
Warning	666	175	504	50	3	25	1423
Citation	2554	418	1876	293	12	214	5367
Arrest - Total	264	69	407	15		14	769
Booking - Yes	157	44	227	12		8	448

**LOS ANGELES POLICE DEPARTMENT  
FIELD DATA STATISTICS  
OVB - West Valley Area**

DESCRIPTION OF ITEM	DRIVER						
	White	Black	Hispanic	Asian	Amer. Ind.	Other	Total
Booking - No	107	25	180	3		6	321
Release From Custody	11	2	24				37
Field Interview Completed	344	93	359	24	1	16	837
None	42	9	42	2		4	99

**LOS ANGELES POLICE DEPARTMENT  
FIELD DATA STATISTICS  
OVB - West Valley Area**

DESCRIPTION OF ITEM	PEDESTRIAN						
	White	Black	Hispanic	Asian	Amer. Ind.	Other	Total
<b>NUMBER OF PEDESTRIANS</b>							
	1704	358	2174	98	16	65	4415
<b>GENDER</b>							
Male	1264	285	1915	61	15	53	3593
Female	440	73	259	37	1	12	822
<b>APPARENT AGE</b>							
1 - 17	287	68	732	17		14	1118
18 - 25	367	111	729	34		21	1262
26 - 35	313	70	372	17		7	779
36 - 45	379	60	241	19	3	9	711
46 - 55	268	33	76	10	11	7	405
56+	90	16	24	1	2	7	140
<b>INITIAL REASON FOR STOP</b>							
Vehicle Code Moving Violation	43	8	77	3			131
Vehicle Code Pedestrian Violation	145	25	132	6	1	3	312
Vehicle Code Equipment/Registration Violation	40	5	72	2			119
Municipal Code Violation	449	58	612	23	12	9	1163
Suspect Flight	4	1	16			1	22
Consensual	261	47	270	5		3	586
Call For Service	454	120	431	43	2	29	1079
Department Briefing (Crime Broadcast, Bulletins, Roll Call)	38	14	40			1	93
Penal Code Violation	172	65	399	13		16	665
Health & Safety Code Violation	49	10	74	1	1	1	136
Other	49	5	51	2		2	109
<b>PAT DOWN/FRISK SEARCH CONDUCTED?</b>							
Yes	917	245	1635	59	2	45	2903
<b>DETAINEE ASKED TO SUBMIT TO CONSENSUAL SEARCH?</b>							
Yes	552	138	920	35		19	1664
<b>GRANTED?</b>							
Yes	516	125	864	28		15	1548
<b>WAS SEARCH CONDUCTED?</b>							
Yes	913	234	1481	62	3	45	2738
<b>IF WARRANTLESS SEARCH CONDUCTED, SEARCH</b>							
Parole/Probation	99	19	171	2		2	293
Odor of Contraband	18		22		1		41
Incident to Pat Down/Frisk	154	26	279	13	1	7	480
Incident to Arrest	448	130	692	44	1	36	1351
Impound Authority	4	1	6				11
Visible Contraband	37	5	61	2	1	1	107
Consent	510	126	857	27		15	1535
Other	11	1	4	1			17
<b>IF SEARCH WAS CONDUCTED, WHAT WAS SEARCHED?</b>							
Vehicle	53	10	46	1			110
Person	896	232	1469	60	2	44	2703
Container	83	16	63	6	1	4	173
Other	44	12	53			1	110
<b>WAS ANYTHING DISCOVERED/SEIZED?</b>							
Yes	236	49	346	9	1	13	654
<b>IF SEARCH WAS CONDUCTED, WHAT WAS DISCOVERED?</b>							
Weapons	17	5	14	3		1	40
Money	11	4	10	1		1	27
Drugs	109	22	110			2	243
Alcohol	17	2	76	3	1	2	101
Other Contraband	56	1	63			2	122
Other Evidence of Crime	56	19	63	2		4	144
Other Property	36	5	43	1		3	88
Vehicle	1	1	4				6
<b>ACTION TAKEN:</b>							
Warning	234	46	336	10		8	634
Citation	308	59	461	24	2	11	865
Arrest - Total	780	195	1014	59	13	43	2104
Booking - Yes	426	133	568	39	1	33	1200
Booking - No	354	62	446	20	12	10	904
Release From Custody	223	29	186	8	12	4	462
Field Interview Completed	833	179	1030	39	4	27	2112
None	108	16	130	5		1	260

**LOS ANGELES POLICE DEPARTMENT  
FIELD DATA STATISTICS  
OVB - West Valley Area**

DESCRIPTION OF ITEM	PASSENGER						
	White	Black	Hispanic	Asian	Amer. Ind.	Other	Total
NUMBER OF PASSENGERS							
	227	65	369	10	2	13	686
GENDER							
Male	153	48	287	6	2	13	509
Female	74	17	82	4			177
APPARENT AGE							
1 - 17	52	9	85	1		2	149
18 - 25	95	34	189	4	1	8	331
26 - 35	39	10	63	5		1	118
36 - 45	23	7	16			1	47
46 - 55	17	4	15		1	1	38
56+	1	1	1				3
INITIAL REASON FOR STOP							
Vehicle Code Moving Violation	57	21	115	4		4	201
Vehicle Code Pedestrian Violation		1	2				3
Vehicle Code Equipment/Registration Violation	51	19	94	4		1	169
Municipal Code Violation	38	6	37		1	2	84
Suspect Flight			2				2
Consensual	13	2	12			1	28
Call For Service	25	2	26	1		1	55
Department Briefing (Crime Broadcast, Bulletins, Roll Call)	4	3	7				14
Penal Code Violation	14	3	46	1	1		65
Health & Safety Code Violation	17	6	18			3	44
Other	8	2	10			1	21
PAT DOWN/FRISK SEARCH CONDUCTED?							
Yes	132	43	242	6	1	9	433
DETAINEE ASKED TO SUBMIT TO CONSENSUAL SEARCH?							
Yes	79	29	153	2		4	267
GRANTED?							
Yes	73	28	147	1		4	253
WAS SEARCH CONDUCTED?							
Yes	130	45	228	5	1	6	415
IF WARRANTLESS SEARCH CONDUCTED, SEARCH							
Parole/Probation	26	9	27				62
Odor of Contraband	14	5	17			1	37
Incident to Pat Down/Frisk	21	9	23			1	54
Incident to Arrest	44	11	63	3	1	1	123
Impound Authority	6	1	6	1			14
Visible Contraband	7	5	13			1	26
Consent	70	28	147	1		4	250
Other							
IF SEARCH WAS CONDUCTED, WHAT WAS SEARCHED?							
Vehicle	46	9	60	1	1	3	120
Person	121	41	216	4	1	6	389
Container	15	5	15			1	36
Other	3		3				6
WAS ANYTHING DISCOVERED/SEIZED?							
Yes	57	12	68	1	1	2	141
IF SEARCH WAS CONDUCTED, WHAT WAS DISCOVERED?							
Weapons	4		2		1		7
Money	2	1	4				7
Drugs	36	7	33			2	78
Alcohol	5		14				19
Other Contraband	9	4	7				20
Other Evidence of Crime	4	2	7				13
Other Property	6	1	9		1		17
Vehicle	3		5	1			9
ACTION TAKEN:							
Warning	38	16	38	2		3	97
Citation	41	8	74	1			124
Arrest - Total	76	16	113	3	2	2	212
Booking - Yes	41	11	62	3	1	1	119
Booking - No	35	5	51		1	1	93
Release From Custody	12		25		1	1	39
Field Interview Completed	84	25	175	3	1	5	293
None	39	18	59	2		5	123

**LOS ANGELES POLICE DEPARTMENT  
FIELD DATA STATISTICS  
OVB - North Hollywood Area**

DESCRIPTION OF ITEM	DRIVER						Total
	White	Black	Hispanic	Asian	Amer. Ind.	Other	
<b>NUMBER OF DRIVERS</b>							
	2047	463	2513	171	2	115	5311
<b>GENDER</b>							
Male	1465	337	2020	115	1	92	4030
Female	582	126	493	56	1	23	1281
<b>APPARENT AGE</b>							
1 - 17	29	7	84	1		1	122
18 - 25	614	134	1106	46	2	43	1945
26 - 35	627	179	759	68		36	1669
36 - 45	402	97	370	27		23	919
46 - 55	248	32	138	19		10	447
56+	127	14	56	10		2	209
<b>INITIAL REASON FOR STOP</b>							
Vehicle Code Moving Violation	1265	202	1202	107	1	73	2850
Vehicle Code Pedestrian Violation	1		4				5
Vehicle Code Equipment/Registration Violation	683	232	1074	60	1	36	2086
Municipal Code Violation	4	1	16			1	22
Suspect Flight	1	2	2			1	6
Consensual	2	3	8				13
Call For Service	41	9	62	2		1	115
Department Briefing (Crime Broadcast, Bulletins, Roll Call)	5		3			2	10
Penal Code Violation	21	7	78	2		1	109
Health & Safety Code Violation	16	2	25				43
Other	8	5	39				52
<b>DID DRIVER EXIT VEHICLE?</b>							
Yes	428	176	1104	24		30	1762
No	1619	287	1409	147	2	85	3549
<b>DID YOU ASK DRIVER TO EXIT?</b>							
Yes	290	134	926	17		16	1383
<b>PAT DOWN/FRISK SEARCH CONDUCTED?</b>							
Yes	211	91	665	11		8	986
<b>DETAINEE ASKED TO SUBMIT TO CONSENSUAL SEARCH?</b>							
Yes	127	51	378	5		7	568
<b>GRANTED?</b>							
Yes	122	49	369	5		7	552
<b>WAS SEARCH CONDUCTED?</b>							
Yes	242	104	754	14		9	1123
<b>IF WARRANTLESS SEARCH CONDUCTED, SEARCH</b>							
Parole/Probation	33	14	51			2	100
Odor of Contraband	9		22				31
Incident to Pat Down/Frisk	29	14	91	4		1	139
Incident to Arrest	83	26	228	4		2	343
Impound Authority	65	41	336	8		3	453
Visible Contraband	9	3	26				38
Consent	124	49	376	5		7	561
Other	2	1	5				8
<b>IF SEARCH WAS CONDUCTED, WHAT WAS SEARCHED?</b>							
Vehicle	180	81	578	12		8	859
Person	195	78	556	9		7	845
Container	5	3	14			1	23
Other	3	3	1				7
<b>WAS ANYTHING DISCOVERED/SEIZED?</b>							
Yes	129	55	466	9		7	666
<b>IF SEARCH WAS CONDUCTED, WHAT WAS DISCOVERED?</b>							
Weapons	4	1	16				21
Money	8	1	25	1			35
Drugs	36	8	85	1		2	132
Alcohol	2		9				11
Other Contraband	11	2	11				24
Other Evidence of Crime	14	4	36			1	55
Other Property	22	8	52	2		1	85
Vehicle	60	33	296	7		3	399
<b>ACTION TAKEN:</b>							
Warning	301	106	472	29		11	919
Citation	1633	325	1786	136	2	102	3984
Arrest - Total	165	34	333	6		4	542
Booking - Yes	76	21	194	3		1	295



**LOS ANGELES POLICE DEPARTMENT  
FIELD DATA STATISTICS  
OVB - North Hollywood Area**

DESCRIPTION OF ITEM	DRIVER						
	White	Black	Hispanic	Asian	Amer. Ind.	Other	Total
Booking - No	89	13	139	3		3	247
Release From Custody	5	1	4			1	11
Field Interview Completed	86	40	274	7		3	410
None	22	9	48	1		1	81

**LOS ANGELES POLICE DEPARTMENT  
FIELD DATA STATISTICS  
OVB - North Hollywood Area**

DESCRIPTION OF ITEM	PEDESTRIAN						
	White	Black	Hispanic	Asian	Amer. Ind.	Other	Total
<b>NUMBER OF PEDESTRIANS</b>							
	746	302	1983	55	4	26	3116
<b>GENDER</b>							
Male	592	222	1775	39	2	24	2654
Female	154	80	208	16	2	2	462
<b>APPARENT AGE</b>							
1 - 17	45	49	513	8			615
18 - 25	139	95	674	13		15	936
26 - 35	167	68	429	11	2	5	682
36 - 45	217	48	226	14	2	3	510
46 - 55	147	35	114	6		3	305
56+	31	7	27	3			68
<b>INITIAL REASON FOR STOP</b>							
Vehicle Code Moving Violation	30	8	61				99
Vehicle Code Pedestrian Violation	74	26	160	4			264
Vehicle Code Equipment/Registration Violation	26	14	87	1			128
Municipal Code Violation	141	50	512	10		3	716
Suspect Flight	8		25			1	34
Consensual	116	44	299	5	1		465
Call For Service	223	99	469	18	3	12	824
Department Briefing (Crime Broadcast, Bulletins, Roll Call)	6	6	38	2		1	53
Penal Code Violation	64	38	225	11		3	341
Health & Safety Code Violation	29	5	46	1		6	87
Other	29	12	61	3			105
<b>PAT DOWN/FRISK SEARCH CONDUCTED?</b>							
Yes	466	217	1504	35	4	20	2246
<b>DETAINEE ASKED TO SUBMIT TO CONSENSUAL SEARCH?</b>							
Yes	289	124	836	16	2	11	1278
<b>GRANTED?</b>							
Yes	273	116	811	16	2	10	1228
<b>WAS SEARCH CONDUCTED?</b>							
Yes	478	212	1408	31	4	24	2157
<b>IF WARRANTLESS SEARCH CONDUCTED, SEARCH</b>							
Parole/Probation	87	36	132	2			257
Odor of Contraband		4	23				27
Incident to Pat Down/Frisk	64	34	223	7		4	332
Incident to Arrest	211	94	587	18	2	12	924
Impound Authority	3		17				20
Visible Contraband	14	5	31	1			51
Consent	274	117	816	17	2	10	1236
Other	5	1	7			1	14
<b>IF SEARCH WAS CONDUCTED, WHAT WAS SEARCHED?</b>							
Vehicle	16	3	44			4	67
Person	461	209	1386	30	4	21	2111
Container	49	16	72	2		1	140
Other	30	12	20	5	1	1	69
<b>WAS ANYTHING DISCOVERED/SEIZED?</b>							
Yes	132	46	377	11	2	6	574
<b>IF SEARCH WAS CONDUCTED, WHAT WAS DISCOVERED?</b>							
Weapons	8	3	20	1			32
Money	16	1	17	1			35
Drugs	56	18	127	3	1	2	207
Alcohol	16	3	78			1	98
Other Contraband	20	5	38	5		1	69
Other Evidence of Crime	19	15	61	3			98
Other Property	29	9	78	3	1	2	122
Vehicle	2		5				7
<b>ACTION TAKEN:</b>							
Warning	89	40	242	5			376
Citation	119	46	383	6	1		555
Arrest - Total	332	134	921	36	3	15	1441
Booking - Yes	239	96	563	19	2	12	931
Booking - No	93	38	358	17	1	3	510
Release From Custody	65	26	228	11	1	3	334
Field Interview Completed	329	150	881	18	1	9	1388
None	56	13	125	3		8	205

**LOS ANGELES POLICE DEPARTMENT  
FIELD DATA STATISTICS  
OVB - North Hollywood Area**

DESCRIPTION OF ITEM	PASSENGER						
	White	Black	Hispanic	Asian	Amer. Ind.	Other	Total
NUMBER OF PASSENGERS							
	99	32	302	6		2	441
GENDER							
Male	72	22	248	5		2	349
Female	27	10	54	1			92
APPARENT AGE							
1 - 17	9	3	67	2			81
18 - 25	23	11	167	2		1	204
26 - 35	25	13	46			1	85
36 - 45	27	3	14	2			46
46 - 55	14	2	7				23
56+	1		1				2
INITIAL REASON FOR STOP							
Vehicle Code Moving Violation	21	11	78	1			111
Vehicle Code Pedestrian Violation			2				2
Vehicle Code Equipment/Registration Violation	29	11	93	2			135
Municipal Code Violation	9	1	10				20
Suspect Flight						1	1
Consensual			12				12
Call For Service	15	3	30	1		1	50
Department Briefing (Crime Broadcast, Bulletins, Roll Call)	3	3	3				9
Penal Code Violation	8	1	44	1			54
Health & Safety Code Violation	14	1	25				40
Other		1	5	1			7
PAT DOWN/FRISK SEARCH CONDUCTED?							
Yes	62	23	218	4		2	309
DETAINEE ASKED TO SUBMIT TO CONSENSUAL SEARCH?							
Yes	31	12	133	3		2	181
GRANTED?							
Yes	31	12	131	2		1	177
WAS SEARCH CONDUCTED?							
Yes	61	24	209	4		2	300
IF WARRANTLESS SEARCH CONDUCTED, SEARCH							
Parole/Probation	7	7	29				43
Odor of Contraband	4	2	17				23
Incident to Pat Down/Frisk	6	8	37				51
Incident to Arrest	27	7	64	2		1	101
Impound Authority	6	1	19				26
Visible Contraband	5		19				24
Consent	29	12	132	2		1	176
Other			3				3
IF SEARCH WAS CONDUCTED, WHAT WAS SEARCHED?							
Vehicle	24	5	61	1			91
Person	57	24	204	4		2	291
Container	1	1	4				6
Other							
WAS ANYTHING DISCOVERED/SEIZED?							
Yes	30	3	75			1	109
IF SEARCH WAS CONDUCTED, WHAT WAS DISCOVERED?							
Weapons	2	1	12				15
Money	5		13				18
Drugs	13	1	38				52
Alcohol	2	1	11				14
Other Contraband	4		5				9
Other Evidence of Crime	10	1	11				22
Other Property	3		9			1	13
Vehicle	5		3				8
ACTION TAKEN:							
Warning	13	4	40				57
Citation	21	7	61	2			91
Arrest - Total	34	10	89	3		1	137
Booking - Yes	28	7	65	2		1	103
Booking - No	6	3	24	1			34
Release From Custody	3	1	6				10
Field Interview Completed	44	19	173	2			238
None	8	1	24			1	34

**LOS ANGELES POLICE DEPARTMENT  
FIELD DATA STATISTICS  
OVB - Foothill Area**

DESCRIPTION OF ITEM	DRIVER						Total
	White	Black	Hispanic	Asian	Amer. Ind.	Other	
<b>NUMBER OF DRIVERS</b>							
	1556	442	3693	178	1	82	5952
<b>GENDER</b>							
Male	1075	338	2968	128		68	4577
Female	481	104	725	50	1	14	1375
<b>APPARENT AGE</b>							
1 - 17	31	9	98	2		2	142
18 - 25	419	122	1552	62		27	2182
26 - 35	416	119	1176	37		25	1773
36 - 45	347	114	587	41	1	12	1102
46 - 55	225	59	228	23		12	547
56+	118	19	52	13		4	206
<b>INITIAL REASON FOR STOP</b>							
Vehicle Code Moving Violation	893	169	1627	118	1	56	2864
Vehicle Code Pedestrian Violation	1		4	1			6
Vehicle Code Equipment/Registration Violation	558	232	1779	55		18	2642
Municipal Code Violation	11	5	39				55
Suspect Flight	1		6				7
Consensual	7	4	23	1		1	36
Call For Service	23	8	47	1			79
Department Briefing (Crime Broadcast, Bulletins, Roll Call)	10	3	18				31
Penal Code Violation	42	17	102	2		5	168
Health & Safety Code Violation	4	2	18				24
Other	6	2	30			2	40
<b>DID DRIVER EXIT VEHICLE?</b>							
Yes	430	200	1582	31		24	2267
No	1126	242	2111	147	1	58	3685
<b>DID YOU ASK DRIVER TO EXIT?</b>							
Yes	313	164	1377	19		16	1889
<b>PAT DOWN/FRISK SEARCH CONDUCTED?</b>							
Yes	247	131	1089	12		15	1494
<b>DETAINEE ASKED TO SUBMIT TO CONSENSUAL SEARCH?</b>							
Yes	185	103	795	7		9	1099
<b>GRANTED?</b>							
Yes	182	101	781	7		9	1080
<b>WAS SEARCH CONDUCTED?</b>							
Yes	246	136	1182	13		14	1591
<b>IF WARRANTLESS SEARCH CONDUCTED, SEARCH</b>							
Parole/Probation	52	28	108			1	189
Odor of Contraband	5	7	25			3	40
Incident to Pat Down/Frisk	41	25	226	2		4	298
Incident to Arrest	64	34	262	5		1	366
Impound Authority	52	32	462	1			547
Visible Contraband	8	5	23				36
Consent	167	103	762	7		9	1048
Other		1	3			1	5
<b>IF SEARCH WAS CONDUCTED, WHAT WAS SEARCHED?</b>							
Vehicle	167	111	929	9		8	1224
Person	205	124	948	10		12	1299
Container	12	7	13			1	33
Other			1				1
<b>WAS ANYTHING DISCOVERED/SEIZED?</b>							
Yes	108	61	696	4		2	871
<b>IF SEARCH WAS CONDUCTED, WHAT WAS DISCOVERED?</b>							
Weapons	5	2	16				23
Money	5	3	17				25
Drugs	40	19	110	3		2	174
Alcohol	3	7	22				32
Other Contraband	8	5	22				35
Other Evidence of Crime	6	2	24				32
Other Property	12	8	99				119
Vehicle	48	29	445	1			523
<b>ACTION TAKEN:</b>							
Warning	303	124	771	25	1	14	1238
Citation	1156	257	2565	151		60	4189
Arrest - Total	109	59	466	13		3	650
Booking - Yes	75	40	254	6		3	378

**LOS ANGELES POLICE DEPARTMENT  
FIELD DATA STATISTICS  
OVB - Foothill Area**

DESCRIPTION OF ITEM	DRIVER						
	White	Black	Hispanic	Asian	Amer. Ind.	Other	Total
Booking - No	34	19	212	7			272
Release From Custody	3	2	23				28
Field Interview Completed	142	50	396	10		8	606
None	38	16	93	3		2	152

**LOS ANGELES POLICE DEPARTMENT  
FIELD DATA STATISTICS  
OVB - Foothill Area**

DESCRIPTION OF ITEM	PEDESTRIAN						
	White	Black	Hispanic	Asian	Amer. Ind.	Other	Total
<b>NUMBER OF PEDESTRIANS</b>							
	943	438	2300	35	3	20	3739
<b>GENDER</b>							
Male	733	361	2049	27	2	19	3191
Female	210	77	251	8	1	1	548
<b>APPARENT AGE</b>							
1 - 17	120	37	580	7		1	745
18 - 25	183	79	758	13		6	1039
26 - 35	222	78	501	7		7	815
36 - 45	263	102	309	3	2	3	682
46 - 55	125	103	124	3		2	357
56+	30	39	28	2	1	1	101
<b>INITIAL REASON FOR STOP</b>							
Vehicle Code Moving Violation	41	22	102	1		1	167
Vehicle Code Pedestrian Violation	62	39	231	3			335
Vehicle Code Equipment/Registration Violation	33	9	88				130
Municipal Code Violation	197	121	599	9	2		928
Suspect Flight	9	7	24				40
Consensual	162	96	326	2			586
Call For Service	221	76	465	12		13	787
Department Briefing (Crime Broadcast, Bulletins, Roll Call)	38	5	64		1	1	109
Penal Code Violation	137	46	294	7		4	488
Health & Safety Code Violation	19	14	51				84
Other	24	3	56	1		1	85
<b>PAT DOWN/FRISK SEARCH CONDUCTED?</b>							
Yes	576	294	1756	25	1	13	2665
<b>DETAINEE ASKED TO SUBMIT TO CONSENSUAL SEARCH?</b>							
Yes	397	208	1215	13		13	1846
<b>GRANTED?</b>							
Yes	383	201	1194	13		12	1803
<b>WAS SEARCH CONDUCTED?</b>							
Yes	543	288	1677	25	1	14	2548
<b>IF WARRANTLESS SEARCH CONDUCTED, SEARCH</b>							
Parole/Probation	118	82	207	3			410
Odor of Contraband	5	3	18				26
Incident to Pat Down/Frisk	108	45	377	5		4	539
Incident to Arrest	175	98	582	15	1	4	875
Impound Authority	3		7				10
Visible Contraband	18	12	55			3	88
Consent	347	194	1157	11		12	1721
Other	5	2	10				17
<b>IF SEARCH WAS CONDUCTED, WHAT WAS SEARCHED?</b>							
Vehicle	21	10	57	1		2	91
Person	526	285	1657	25	1	14	2508
Container	63	20	70	3			156
Other	21	3	40	1		2	67
<b>WAS ANYTHING DISCOVERED/SEIZED?</b>							
Yes	117	79	475	9		6	686
<b>IF SEARCH WAS CONDUCTED, WHAT WAS DISCOVERED?</b>							
Weapons	13	3	32				48
Money	4	5	12				21
Drugs	41	30	105	2		2	180
Alcohol	16	22	110	1		2	151
Other Contraband	16	7	46	1			70
Other Evidence of Crime	16	5	50	1			72
Other Property	32	14	167	5		2	220
Vehicle	1	1	4				6
<b>ACTION TAKEN:</b>							
Warning	222	70	366	3		3	664
Citation	101	33	423	7		3	567
Arrest - Total	294	194	966	20	2	7	1483
Booking - Yes	194	98	513	11	1	5	822
Booking - No	100	96	453	9	1	2	661
Release From Custody	56	79	273	4	1	2	415
Field Interview Completed	469	214	1104	17	1	13	1818
None	138	41	168	2	1	2	352

**LOS ANGELES POLICE DEPARTMENT  
FIELD DATA STATISTICS  
OVB - Foothill Area**

DESCRIPTION OF ITEM	PASSENGER						Total
	White	Black	Hispanic	Asian	Amer. Ind.	Other	
<b>NUMBER OF PASSENGERS</b>							
	102	82	540	2		4	730
<b>GENDER</b>							
Male	68	51	446	2		4	571
Female	34	31	94				159
<b>APPARENT AGE</b>							
1 - 17	15	4	112			1	132
18 - 25	37	25	289	2		3	356
26 - 35	25	18	104				147
36 - 45	14	22	28				64
46 - 55	8	12	6				26
56+	3	1	1				5
<b>INITIAL REASON FOR STOP</b>							
Vehicle Code Moving Violation	27	25	218	2		3	275
Vehicle Code Pedestrian Violation			6				6
Vehicle Code Equipment/Registration Violation	41	39	167				247
Municipal Code Violation	11	3	27				41
Suspect Flight	1	1	4				6
Consensual	5	3	20				28
Call For Service	5	3	15				23
Department Briefing (Crime Broadcast, Bulletins, Roll Call)	2	3	13				18
Penal Code Violation	7	3	45			1	56
Health & Safety Code Violation	1	1	13				15
Other	2	1	12				15
<b>PAT DOWN/FRISK SEARCH CONDUCTED?</b>							
Yes	62	50	426	1		4	543
<b>DETAINEE ASKED TO SUBMIT TO CONSENSUAL SEARCH?</b>							
Yes	45	41	302	1		2	391
<b>GRANTED?</b>							
Yes	45	41	294	1		2	383
<b>WAS SEARCH CONDUCTED?</b>							
Yes	56	49	381	1		4	491
<b>IF WARRANTLESS SEARCH CONDUCTED, SEARCH</b>							
Parole/Probation	11	8	52				71
Odor of Contraband	2	1	20			3	26
Incident to Pat Down/Frisk	15	11	99			2	127
Incident to Arrest	7	10	99				116
Impound Authority		3	18				21
Visible Contraband	1	5	15				21
Consent	42	39	275	1		2	359
Other		1	1				2
<b>IF SEARCH WAS CONDUCTED, WHAT WAS SEARCHED?</b>							
Vehicle	11	19	81			1	112
Person	55	48	374	1		4	482
Container	2	4	10			1	17
Other	1	1	2				4
<b>WAS ANYTHING DISCOVERED/SEIZED?</b>							
Yes	16	19	121				156
<b>IF SEARCH WAS CONDUCTED, WHAT WAS DISCOVERED?</b>							
Weapons	2	2	18				22
Money	2		3				5
Drugs	10	9	45				64
Alcohol	1	5	17				23
Other Contraband	2	1	12				15
Other Evidence of Crime	2	1	9				12
Other Property	4	3	39				46
Vehicle		1	11				12
<b>ACTION TAKEN:</b>							
Warning	19	25	81				125
Citation	21	9	108			1	139
Arrest - Total	20	20	154				194
Booking - Yes	12	17	106				135
Booking - No	8	3	48				59
Release From Custody	3	4	21				28
Field Interview Completed	40	32	233			4	309
None	21	16	99	2			138

**LOS ANGELES POLICE DEPARTMENT  
FIELD DATA STATISTICS  
OVB - Devonshire Area**

DESCRIPTION OF ITEM	DRIVER						Total
	White	Black	Hispanic	Asian	Amer. Ind.	Other	
<b>NUMBER OF DRIVERS</b>							
	1770	331	1443	329	19	62	3954
<b>GENDER</b>							
Male	1119	217	1077	209	14	44	2680
Female	651	114	366	120	5	18	1274
<b>APPARENT AGE</b>							
1 - 17	54	6	33	11	1	1	106
18 - 25	572	127	629	115	5	16	1464
26 - 35	386	98	428	80	5	13	1010
36 - 45	371	63	217	55	2	18	726
46 - 55	241	26	109	46	6	6	434
56+	146	11	27	22		8	214
<b>INITIAL REASON FOR STOP</b>							
Vehicle Code Moving Violation	1011	147	692	192	14	45	2101
Vehicle Code Pedestrian Violation	3	1	3				7
Vehicle Code Equipment/Registration Violation	667	169	660	128	3	15	1642
Municipal Code Violation	18	1	16	3	1		39
Suspect Flight	1	1	5				7
Consensual	6	2	5				13
Call For Service	29	1	25	3	1		59
Department Briefing (Crime Broadcast, Bulletins, Roll Call)	5	1	4	1			11
Penal Code Violation	23	7	22	2		2	56
Health & Safety Code Violation	3		3				6
Other	4	1	8				13
<b>DID DRIVER EXIT VEHICLE?</b>							
Yes	249	56	359	31	4	10	709
No	1521	275	1084	298	15	52	3245
<b>DID YOU ASK DRIVER TO EXIT?</b>							
Yes	152	41	312	21		5	531
<b>PAT DOWN/FRIK SEARCH CONDUCTED?</b>							
Yes	119	26	235	9	1	6	396
<b>DETAINEE ASKED TO SUBMIT TO CONSENSUAL SEARCH?</b>							
Yes	67	12	126	10		2	217
<b>GRANTED?</b>							
Yes	65	11	120	8		2	206
<b>WAS SEARCH CONDUCTED?</b>							
Yes	111	27	250	10	1	6	405
<b>IF WARRANTLESS SEARCH CONDUCTED, SEARCH</b>							
Parole/Probation	24	2	15				41
Odor of Contraband	6		6				12
Incident to Pat Down/Frisk	25	4	56	2		1	88
Incident to Arrest	45	7	86	2	1	4	145
Impound Authority	16	5	75	3			99
Visible Contraband	3	1	3				7
Consent	62	11	119	7		2	201
Other	1	2	3			1	7
<b>IF SEARCH WAS CONDUCTED, WHAT WAS SEARCHED?</b>							
Vehicle	66	17	185	7		1	276
Person	101	24	203	8	1	6	343
Container	3		7				10
Other			1				1
<b>WAS ANYTHING DISCOVERED/SEIZED?</b>							
Yes	60	13	148	7	1	2	231
<b>IF SEARCH WAS CONDUCTED, WHAT WAS DISCOVERED?</b>							
Weapons	6	2	6			1	15
Money	2	1	6				9
Drugs	13	4	21	1		1	40
Alcohol	1		3				4
Other Contraband	2					1	3
Other Evidence of Crime	3		4				7
Other Property	31	3	64	3	1		102
Vehicle	12	4	59	3			78
<b>ACTION TAKEN:</b>							
Warning	274	66	231	47	7	8	633
Citation	1415	250	1127	282	9	52	3135
Arrest - Total	85	12	125	8	1	5	236
Booking - Yes	53	8	60	2	1	4	128



**LOS ANGELES POLICE DEPARTMENT  
FIELD DATA STATISTICS  
OVB - Devonshire Area**

DESCRIPTION OF ITEM	DRIVER						
	White	Black	Hispanic	Asian	Amer. Ind.	Other	Total
Booking - No	32	4	65	6		1	108
Release From Custody	1	1	5				7
Field Interview Completed	144	27	141	17		5	334
None	22	7	20	5	2		56

**LOS ANGELES POLICE DEPARTMENT  
FIELD DATA STATISTICS  
OVB - Devonshire Area**

DESCRIPTION OF ITEM	PEDESTRIAN						
	White	Black	Hispanic	Asian	Amer. Ind.	Other	Total
<b>NUMBER OF PEDESTRIANS</b>							
	754	233	1132	99	7	15	2240
<b>GENDER</b>							
Male	562	149	868	60	4	14	1657
Female	192	84	264	39	3	1	583
<b>APPARENT AGE</b>							
1 - 17	192	79	408	47	2	7	735
18 - 25	201	79	330	14	2	1	627
26 - 35	114	38	221	11	1	3	388
36 - 45	145	23	109	15	1	1	294
46 - 55	86	13	51	8	1	2	161
56+	16	1	13	4		1	35
<b>INITIAL REASON FOR STOP</b>							
Vehicle Code Moving Violation	23	8	21	4			56
Vehicle Code Pedestrian Violation	87	21	144	22		2	276
Vehicle Code Equipment/Registration Violation	19	4	33				56
Municipal Code Violation	176	47	372	19	1	2	617
Suspect Flight	2	1	3	1			7
Consensual	61	8	53		1		123
Call For Service	204	62	302	24	2	9	603
Department Briefing (Crime Broadcast, Bulletins, Roll Call)	18	5	16				39
Penal Code Violation	134	72	159	24	3	2	394
Health & Safety Code Violation	14		11	2			27
Other	16	5	18	3			42
<b>PAT DOWN/FRISK SEARCH CONDUCTED?</b>							
Yes	372	131	642	36	5	5	1191
<b>DETAINEE ASKED TO SUBMIT TO CONSENSUAL SEARCH?</b>							
Yes	178	61	255	20	2	3	519
<b>GRANTED?</b>							
Yes	170	60	247	19	2	3	501
<b>WAS SEARCH CONDUCTED?</b>							
Yes	342	131	592	41	4	7	1117
<b>IF WARRANTLESS SEARCH CONDUCTED, SEARCH</b>							
Parole/Probation	50	13	30	1			94
Odor of Contraband	2	1	4				7
Incident to Pat Down/Frisk	105	33	178	9	2	2	329
Incident to Arrest	196	93	377	32	1	4	703
Impound Authority			3				3
Visible Contraband	10	2	11	1			24
Consent	166	60	243	19	2	3	493
Other	3		2	2			7
<b>IF SEARCH WAS CONDUCTED, WHAT WAS SEARCHED?</b>							
Vehicle	24	2	16	1		1	44
Person	331	130	583	40	4	7	1095
Container	28	15	49	8			100
Other	8	1	11	2			22
<b>WAS ANYTHING DISCOVERED/SEIZED?</b>							
Yes	161	70	253	23	1	1	509
<b>IF SEARCH WAS CONDUCTED, WHAT WAS DISCOVERED?</b>							
Weapons	8	1	19				28
Money	15	6	16	4			41
Drugs	19	7	29	3			58
Alcohol	20	4	41	1			66
Other Contraband	13	4	19	2			38
Other Evidence of Crime	27	18	35	9			89
Other Property	108	45	171	11	1	1	337
Vehicle	1		1				2
<b>ACTION TAKEN:</b>							
Warning	135	29	120	7		1	292
Citation	148	57	398	37	2	5	647
Arrest - Total	318	143	637	54	4	9	1165
Booking - Yes	178	99	251	27	1	4	560
Booking - No	140	44	386	27	3	5	605
Release From Custody	67	14	170	15	1	1	268
Field Interview Completed	456	152	642	43	4	7	1304
None	42	1	30	2			75

**LOS ANGELES POLICE DEPARTMENT  
FIELD DATA STATISTICS  
OVb - Devonshire Area**

DESCRIPTION OF ITEM	PASSENGER						
	White	Black	Hispanic	Asian	Amer. Ind.	Other	Total
NUMBER OF PASSENGERS							
	118	23	131	19		1	292
GENDER							
Male	66	16	105	14		1	202
Female	52	7	26	5			90
APPARENT AGE							
1 - 17	19	5	34	10			68
18 - 25	37	10	64	6		1	118
26 - 35	22	6	24	3			55
36 - 45	18		6				24
46 - 55	21	2	2				25
56+	1		1				2
INITIAL REASON FOR STOP							
Vehicle Code Moving Violation	15	3	29	6			53
Vehicle Code Pedestrian Violation	1	1	1				3
Vehicle Code Equipment/Registration Violation	27	8	38	4			77
Municipal Code Violation	43	5	29	3			80
Suspect Flight			3				3
Consensual	1	2	3				6
Call For Service	13	1	7	5			26
Department Briefing (Crime Broadcast, Bulletins, Roll Call)	3	1	3			1	8
Penal Code Violation	12	2	14	1			29
Health & Safety Code Violation	2		2				4
Other	1		2				3
PAT DOWN/FRISK SEARCH CONDUCTED?							
Yes	38	10	85	9			142
DETAINEE ASKED TO SUBMIT TO CONSENSUAL SEARCH?							
Yes	22	7	39	3			71
GRANTED?							
Yes	22	7	37	3			69
WAS SEARCH CONDUCTED?							
Yes	36	9	68	3			116
IF WARRANTLESS SEARCH CONDUCTED, SEARCH							
Parole/Probation	4	1	7				12
Odor of Contraband			1				1
Incident to Pat Down/Frisk	10	4	19	1			34
Incident to Arrest	17	1	25				43
Impound Authority	2		1				3
Visible Contraband			1				1
Consent	22	7	37	3			69
Other			1				1
IF SEARCH WAS CONDUCTED, WHAT WAS SEARCHED?							
Vehicle	10	1	20				31
Person	33	9	68	3			113
Container	4		2				6
Other							
WAS ANYTHING DISCOVERED/SEIZED?							
Yes	20	3	39	2			64
IF SEARCH WAS CONDUCTED, WHAT WAS DISCOVERED?							
Weapons		1	4				5
Money	2		2				4
Drugs	5	1	7				13
Alcohol	2		1				3
Other Contraband	1		3				4
Other Evidence of Crime	1		5				6
Other Property	10	1	25	2			38
Vehicle	2		1				3
ACTION TAKEN:							
Warning	41	5	26	5		1	78
Citation	24	6	29	2			61
Arrest - Total	27	4	44				75
Booking - Yes	17	1	23				41
Booking - No	10	3	21				34
Release From Custody	5	2	3				10
Field Interview Completed	60	8	67	12		1	148
None	3	2	11				16

**LOS ANGELES POLICE DEPARTMENT  
FIELD DATA STATISTICS  
OVB - MISSION**

DESCRIPTION OF ITEM	DRIVER						Total
	White	Black	Hispanic	Asian	Amer. Ind.	Other	
<b>NUMBER OF DRIVERS</b>							
	1272	619	5360	292	7	64	7614
<b>GENDER</b>							
Male	916	461	4292	198	5	51	5923
Female	356	158	1068	94	2	13	1691
<b>APPARENT AGE</b>							
1 - 17	22	8	142	1	1	1	175
18 - 25	286	194	2157	94	3	16	2750
26 - 35	331	176	1689	67		19	2282
36 - 45	353	148	910	53	2	15	1481
46 - 55	190	70	367	49	1	10	687
56+	90	23	95	28		3	239
<b>INITIAL REASON FOR STOP</b>							
Vehicle Code Moving Violation	678	275	2628	177	5	39	3802
Vehicle Code Pedestrian Violation		1	7				8
Vehicle Code Equipment/Registration Violation	492	300	2369	99	2	18	3280
Municipal Code Violation	13	3	63	8			87
Suspect Flight		1	3				4
Consensual	12	4	23			1	40
Call For Service	26	6	67			1	100
Department Briefing (Crime Broadcast, Bulletins, Roll Call)	4	2	19			2	27
Penal Code Violation	27	13	119	3			162
Health & Safety Code Violation	14	8	22	4		1	49
Other	6	6	40	1		2	55
<b>DID DRIVER EXIT VEHICLE?</b>							
Yes	452	230	2230	58	1	25	2996
No	820	389	3130	234	6	39	4618
<b>DID YOU ASK DRIVER TO EXIT?</b>							
Yes	353	191	1940	40	1	19	2544
<b>PAT DOWN/FRISK SEARCH CONDUCTED?</b>							
Yes	300	150	1488	29	1	18	1986
<b>DETAINEE ASKED TO SUBMIT TO CONSENSUAL SEARCH?</b>							
Yes	222	93	963	21	1	14	1314
<b>GRANTED?</b>							
Yes	216	90	943	20	1	13	1283
<b>WAS SEARCH CONDUCTED?</b>							
Yes	324	161	1655	30	1	16	2187
<b>IF WARRANTLESS SEARCH CONDUCTED, SEARCH</b>							
Parole/Probation	67	37	146	3		4	257
Odor of Contraband	7	10	41				58
Incident to Pat Down/Frisk	54	30	348	4		6	442
Incident to Arrest	101	39	519	15		2	676
Impound Authority	58	36	682	3		1	780
Visible Contraband	13	6	38				57
Consent	214	89	932	21	1	13	1270
Other	1	2	1				4
<b>IF SEARCH WAS CONDUCTED, WHAT WAS SEARCHED?</b>							
Vehicle	254	134	1361	25	1	13	1788
Person	289	133	1280	25	1	15	1743
Container	17	3	24	1		2	47
Other	1	1	4				6
<b>WAS ANYTHING DISCOVERED/SEIZED?</b>							
Yes	141	67	938	11		3	1160
<b>IF SEARCH WAS CONDUCTED, WHAT WAS DISCOVERED?</b>							
Weapons	6		21				27
Money	3	2	13	1			19
Drugs	53	18	131	3			205
Alcohol	7	4	32	1			44
Other Contraband	18	3	38	1			60
Other Evidence of Crime	14	4	39	2			59
Other Property	25	10	111	3		2	151
Vehicle	46	33	626	3		1	709
<b>ACTION TAKEN:</b>							
Warning	241	144	899	43	1	8	1336
Citation	873	415	3937	228	6	47	5506
Arrest - Total	150	59	738	21		4	972
Booking - Yes	94	31	323	10		2	460

**LOS ANGELES POLICE DEPARTMENT  
FIELD DATA STATISTICS  
OVB - MISSION**

DESCRIPTION OF ITEM	DRIVER						
	White	Black	Hispanic	Asian	Amer. Ind.	Other	Total
Booking - No	56	28	415	11		2	512
Release From Custody	8	2	31	7			48
Field Interview Completed	168	82	714	12	1	13	990
None	31	18	83	4		1	137

**LOS ANGELES POLICE DEPARTMENT  
FIELD DATA STATISTICS  
OVB - MISSION**

DESCRIPTION OF ITEM	PEDESTRIAN						Total
	White	Black	Hispanic	Asian	Amer. Ind.	Other	
<b>NUMBER OF PEDESTRIANS</b>							
	1019	807	4611	67	4	22	6530
<b>GENDER</b>							
Male	751	624	3983	49	2	21	5430
Female	268	183	628	18	2	1	1100
<b>APPARENT AGE</b>							
1 - 17	95	94	1216	12		1	1418
18 - 25	164	192	1418	15		2	1791
26 - 35	193	159	1065	12		6	1435
36 - 45	319	235	635	14	3	6	1212
46 - 55	202	107	223	11	1	6	550
56+	46	20	54	3		1	124
<b>INITIAL REASON FOR STOP</b>							
Vehicle Code Moving Violation	39	32	225	2		3	301
Vehicle Code Pedestrian Violation	169	132	681	8		2	992
Vehicle Code Equipment/Registration Violation	34	22	236	2	1		295
Municipal Code Violation	171	157	1341	10	1	5	1685
Suspect Flight		1	25	1			27
Consensual	199	175	648	5	1	1	1029
Call For Service	204	105	643	21	1	2	976
Department Briefing (Crime Broadcast, Bulletins, Roll Call)	24	18	87				129
Penal Code Violation	114	122	504	11		3	754
Health & Safety Code Violation	45	29	144			3	221
Other	20	14	77	7		3	121
<b>PAT DOWN/FRISK SEARCH CONDUCTED?</b>							
Yes	656	577	3148	43	1	12	4437
<b>DETAINEE ASKED TO SUBMIT TO CONSENSUAL SEARCH?</b>							
Yes	462	379	1877	20	1	4	2743
<b>GRANTED?</b>							
Yes	451	378	1839	19	1	4	2692
<b>WAS SEARCH CONDUCTED?</b>							
Yes	624	536	2673	42	2	10	3887
<b>IF WARRANTLESS SEARCH CONDUCTED, SEARCH</b>							
Parole/Probation	144	181	411	4	1	1	742
Odor of Contraband	3	10	14				27
Incident to Pat Down/Frisk	105	75	592	14		2	788
Incident to Arrest	206	167	959	23	1	4	1360
Impound Authority			8				8
Visible Contraband	9	3	42	1			55
Consent	445	372	1805	20	1	4	2647
Other	9	2	11				22
<b>IF SEARCH WAS CONDUCTED, WHAT WAS SEARCHED?</b>							
Vehicle	20	7	47			1	75
Person	610	530	2629	40	1	9	3819
Container	66	26	134	4	2		232
Other	20	14	46	3		1	84
<b>WAS ANYTHING DISCOVERED/SEIZED?</b>							
Yes	164	147	630	15	1	5	962
<b>IF SEARCH WAS CONDUCTED, WHAT WAS DISCOVERED?</b>							
Weapons	10	8	38			1	57
Money	9	10	22				41
Drugs	59	34	169	1		1	264
Alcohol	21	20	77				118
Other Contraband	29	17	87	3			136
Other Evidence of Crime	18	27	93	3		1	142
Other Property	57	57	227	9	1	2	353
Vehicle		1	5				6
<b>ACTION TAKEN:</b>							
Warning	149	122	532	4		5	812
Citation	223	182	1474	15	1	6	1901
Arrest - Total	364	304	1809	34	1	9	2521
Booking - Yes	222	165	747	16	1	3	1154
Booking - No	142	139	1062	18		6	1367
Release From Custody	97	97	667	11		6	878
Field Interview Completed	533	424	2125	31	3	9	3125
None	70	60	198	2			330

**LOS ANGELES POLICE DEPARTMENT  
FIELD DATA STATISTICS  
OVB - MISSION**

DESCRIPTION OF ITEM	PASSENGER						
	White	Black	Hispanic	Asian	Amer. Ind.	Other	Total
NUMBER OF PASSENGERS							
	127	104	618	7		4	860
GENDER							
Male	66	79	501	6		3	655
Female	61	25	117	1		1	205
APPARENT AGE							
1 - 17	12	12	111				135
18 - 25	32	38	300	4		2	376
26 - 35	31	23	152			1	207
36 - 45	33	22	40	1			96
46 - 55	15	7	12	2		1	37
56+	4	2	3				9
INITIAL REASON FOR STOP							
Vehicle Code Moving Violation	40	31	226			2	299
Vehicle Code Pedestrian Violation	3	1	1				5
Vehicle Code Equipment/Registration Violation	35	26	186	2		1	250
Municipal Code Violation	5	7	43	2			57
Suspect Flight			2				2
Consensual	15	6	42	1			64
Call For Service	6	2	24	1			33
Department Briefing (Crime Broadcast, Bulletins, Roll Call)	2	4	10				16
Penal Code Violation	14	20	58	1			93
Health & Safety Code Violation	5	5	17			1	28
Other	2	2	9				13
PAT DOWN/FRISK SEARCH CONDUCTED?							
Yes	77	78	466	3		2	626
DETAINEE ASKED TO SUBMIT TO CONSENSUAL SEARCH?							
Yes	61	44	299	3		2	409
GRANTED?							
Yes	59	44	295	3		2	403
WAS SEARCH CONDUCTED?							
Yes	81	75	433	3		2	594
IF WARRANTLESS SEARCH CONDUCTED, SEARCH							
Parole/Probation	25	22	81				128
Odor of Contraband	4	5	17				26
Incident to Pat Down/Frisk	13	16	132				161
Incident to Arrest	25	25	102				152
Impound Authority	5	2	19				26
Visible Contraband	9	2	18				29
Consent	56	42	294	3		2	397
Other		2	1				3
IF SEARCH WAS CONDUCTED, WHAT WAS SEARCHED?							
Vehicle	29	23	119			1	172
Person	75	74	423	3		2	577
Container	7	5	12				24
Other		1	1				2
WAS ANYTHING DISCOVERED/SEIZED?							
Yes	37	23	137				197
IF SEARCH WAS CONDUCTED, WHAT WAS DISCOVERED?							
Weapons	1	2	5				8
Money	4	1	5				10
Drugs	13	7	53				73
Alcohol	6	3	22				31
Other Contraband	8		9				17
Other Evidence of Crime	3	5	8				16
Other Property	7	4	29				40
Vehicle	2	5	23				30
ACTION TAKEN:							
Warning	24	16	76	4			120
Citation	27	12	134	1		2	176
Arrest - Total	36	34	170				240
Booking - Yes	32	24	103				159
Booking - No	4	10	67				81
Release From Custody	3	5	25				33
Field Interview Completed	70	70	363	6		2	511
None	11	9	54	1			75

**LOS ANGELES POLICE DEPARTMENT  
FIELD DATA STATISTICS  
OVB - VALLEY BUREAU**

DESCRIPTION OF ITEM	DRIVER						Total
	White	Black	Hispanic	Asian	Amer. Ind.	Other	
<b>NUMBER OF DRIVERS</b>							
	14	9	12	4			39
<b>GENDER</b>							
Male	10	6	10	4			30
Female	4	3	2				9
<b>APPARENT AGE</b>							
1 - 17	1						1
18 - 25	3	2	5				10
26 - 35	4	4	1				9
36 - 45		2	5	1			8
46 - 55	2	1	1	1			5
56+	4			2			6
<b>INITIAL REASON FOR STOP</b>							
Vehicle Code Moving Violation	11	3	7	2			23
Vehicle Code Pedestrian Violation							
Vehicle Code Equipment/Registration Violation		1	3	1			5
Municipal Code Violation							
Suspect Flight							
Consensual				1			1
Call For Service							
Department Briefing (Crime Broadcast, Bulletins, Roll Call)							
Penal Code Violation	3	5	2				10
Health & Safety Code Violation							
Other							
<b>DID DRIVER EXIT VEHICLE?</b>							
Yes	4	5	4				13
No	10	4	8	4			26
<b>DID YOU ASK DRIVER TO EXIT?</b>							
Yes	3	5	3				11
<b>PAT DOWN/FRISK SEARCH CONDUCTED?</b>							
Yes	3	4	3				10
<b>DETAINEE ASKED TO SUBMIT TO CONSENSUAL SEARCH?</b>							
Yes	1						1
<b>GRANTED?</b>							
Yes							
<b>WAS SEARCH CONDUCTED?</b>							
Yes	4	5	3				12
<b>IF WARRANTLESS SEARCH CONDUCTED, SEARCH</b>							
Parole/Probation							
Odor of Contraband							
Incident to Pat Down/Frisk	1	1	1				3
Incident to Arrest	3	4	2				9
Impound Authority							
Visible Contraband							
Consent							
Other							
<b>IF SEARCH WAS CONDUCTED, WHAT WAS SEARCHED?</b>							
Vehicle	2	2					4
Person	4	5	3				12
Container							
Other							
<b>WAS ANYTHING DISCOVERED/SEIZED?</b>							
Yes	2	2					4
<b>IF SEARCH WAS CONDUCTED, WHAT WAS DISCOVERED?</b>							
Weapons							
Money							
Drugs							
Alcohol							
Other Contraband		1					1
Other Evidence of Crime		1					1
Other Property	1						1
Vehicle	1						1
<b>ACTION TAKEN:</b>							
Warning	5	2	4	1			12
Citation	6		6	2			14
Arrest - Total	3	4	2				9
Booking - Yes	3	4	2				9



**LOS ANGELES POLICE DEPARTMENT  
FIELD DATA STATISTICS  
OVB - VALLEY BUREAU**

DESCRIPTION OF ITEM	DRIVER						
	White	Black	Hispanic	Asian	Amer. Ind.	Other	Total
Booking - No							
Release From Custody							
Field Interview Completed	2	5		1			8
None							

**LOS ANGELES POLICE DEPARTMENT  
FIELD DATA STATISTICS  
OVB - VALLEY BUREAU**

DESCRIPTION OF ITEM	PEDESTRIAN						Total
	White	Black	Hispanic	Asian	Amer. Ind.	Other	
<b>NUMBER OF PEDESTRIANS</b>							
	15	25	28	4			72
<b>GENDER</b>							
Male	13	20	26	4			63
Female	2	5	2				9
<b>APPARENT AGE</b>							
1 - 17			2				2
18 - 25	4	8	14	3			29
26 - 35	3	6	8	1			18
36 - 45	4	6	2				12
46 - 55	2	3	2				7
56+	2	2					4
<b>INITIAL REASON FOR STOP</b>							
Vehicle Code Moving Violation	1		1				2
Vehicle Code Pedestrian Violation	5	1	5	1			12
Vehicle Code Equipment/Registration Violation							
Municipal Code Violation	1	2	1				4
Suspect Flight							
Consensual			4				4
Call For Service							
Department Briefing (Crime Broadcast, Bulletins, Roll Call)							
Penal Code Violation	8	21	17	3			49
Health & Safety Code Violation							
Other		1					1
<b>PAT DOWN/FRISK SEARCH CONDUCTED?</b>							
Yes	4	14	19	2			39
<b>DETAINEE ASKED TO SUBMIT TO CONSENSUAL SEARCH?</b>							
Yes		4	3				7
<b>GRANTED?</b>							
Yes		1	3				4
<b>WAS SEARCH CONDUCTED?</b>							
Yes	7	22	23	2			54
<b>IF WARRANTLESS SEARCH CONDUCTED, SEARCH</b>							
Parole/Probation	1		1				2
Odor of Contraband							
Incident to Pat Down/Frisk			6				6
Incident to Arrest	7	21	17	2			47
Impound Authority							
Visible Contraband			1				1
Consent		1	3				4
Other							
<b>IF SEARCH WAS CONDUCTED, WHAT WAS SEARCHED?</b>							
Vehicle							
Person	7	22	23	2			54
Container	1	1					2
Other							
<b>WAS ANYTHING DISCOVERED/SEIZED?</b>							
Yes	3	14	8				25
<b>IF SEARCH WAS CONDUCTED, WHAT WAS DISCOVERED?</b>							
Weapons			1				1
Money	2	3	4				9
Drugs	1	4	2				7
Alcohol		1					1
Other Contraband		3	1				4
Other Evidence of Crime		2	1				3
Other Property	2	7	4				13
Vehicle							
<b>ACTION TAKEN:</b>							
Warning	2	2	5				9
Citation	5	1	5	1			12
Arrest - Total	7	21	18	3			49
Booking - Yes	6	20	18	3			47
Booking - No	1	1					2
Release From Custody	1	2					3
Field Interview Completed	6	17	11				34
None							

**LOS ANGELES POLICE DEPARTMENT  
FIELD DATA STATISTICS  
OVB - VALLEY BUREAU**

DESCRIPTION OF ITEM	PASSENGER						
	White	Black	Hispanic	Asian	Amer. Ind.	Other	Total
NUMBER OF PASSENGERS							
		2	2				4
GENDER							
Male		1	2				3
Female		1					1
APPARENT AGE							
1 - 17							
18 - 25		1	2				3
26 - 35							
36 - 45							
46 - 55							
56+		1					1
INITIAL REASON FOR STOP							
Vehicle Code Moving Violation			1				1
Vehicle Code Pedestrian Violation							
Vehicle Code Equipment/Registration Violation							
Municipal Code Violation							
Suspect Flight							
Consensual							
Call For Service							
Department Briefing (Crime Broadcast, Bulletins, Roll Call)							
Penal Code Violation		2	1				3
Health & Safety Code Violation							
Other							
PAT DOWN/FRISK SEARCH CONDUCTED?							
Yes		2	2				4
DETAINEE ASKED TO SUBMIT TO CONSENSUAL SEARCH?							
Yes							
GRANTED?							
Yes							
WAS SEARCH CONDUCTED?							
Yes		2	2				4
IF WARRANTLESS SEARCH CONDUCTED, SEARCH							
Parole/Probation							
Odor of Contraband							
Incident to Pat Down/Frisk			1				1
Incident to Arrest		2	1				3
Impound Authority							
Visible Contraband							
Consent							
Other							
IF SEARCH WAS CONDUCTED, WHAT WAS SEARCHED?							
Vehicle		1					1
Person		2	2				4
Container							
Other							
WAS ANYTHING DISCOVERED/SEIZED?							
Yes		1					1
IF SEARCH WAS CONDUCTED, WHAT WAS DISCOVERED?							
Weapons							
Money							
Drugs							
Alcohol							
Other Contraband							
Other Evidence of Crime		1					1
Other Property		1					1
Vehicle							
ACTION TAKEN:							
Warning			1				1
Citation							
Arrest - Total		2	1				3
Booking - Yes		2	1				3
Booking - No							
Release From Custody							
Field Interview Completed		1					1
None							

**LOS ANGELES POLICE DEPARTMENT  
FIELD DATA STATISTICS  
OVB - Valley Traffic Division**

DESCRIPTION OF ITEM	DRIVER						
	White	Black	Hispanic	Asian	Amer. Ind.	Other	Total
<b>NUMBER OF DRIVERS</b>							
	27556	3958	15038	3636	53	415	50656
<b>GENDER</b>							
Male	17264	2445	10580	2127	38	295	32749
Female	10292	1513	4458	1509	15	120	17907
<b>APPARENT AGE</b>							
1 - 17	393	20	157	31		6	607
18 - 25	5167	911	4231	730	13	119	11171
26 - 35	6276	1156	4698	995	12	118	13255
36 - 45	6817	1054	3605	883	13	77	12449
46 - 55	5171	562	1698	584	10	60	8085
56+	3732	255	649	413	5	35	5089
<b>INITIAL REASON FOR STOP</b>							
Vehicle Code Moving Violation	23510	3043	12279	2723	43	352	41950
Vehicle Code Pedestrian Violation	25	5	24	4	1	2	61
Vehicle Code Equipment/Registration Violation	2615	653	2132	502	6	40	5948
Municipal Code Violation	1192	211	324	390	3	11	2131
Suspect Flight	5		6				11
Consensual	11	10	5	2			28
Call For Service	143	23	222	8		10	406
Department Briefing (Crime Broadcast, Bulletins, Roll Call)	1		3				4
Penal Code Violation	40	10	28	5			83
Health & Safety Code Violation	7	3	3	1			14
Other	7		12	1			20
<b>DID DRIVER EXIT VEHICLE?</b>							
Yes	1747	399	2763	217	6	54	5186
No	25809	3559	12275	3419	47	361	45470
<b>DID YOU ASK DRIVER TO EXIT?</b>							
Yes	703	205	2033	57	3	20	3021
<b>PAT DOWN/FRISK SEARCH CONDUCTED?</b>							
Yes	386	96	949	25	1	20	1477
<b>DETAINEE ASKED TO SUBMIT TO CONSENSUAL SEARCH?</b>							
Yes	126	34	347	12		5	524
<b>GRANTED?</b>							
Yes	112	33	321	8		5	479
<b>WAS SEARCH CONDUCTED?</b>							
Yes	513	157	1772	28	1	23	2494
<b>IF WARRANTLESS SEARCH CONDUCTED, SEARCH</b>							
Parole/Probation	12	11	24	1		1	49
Odor of Contraband	21	5	24	2		1	53
Incident to Pat Down/Frisk	77	19	167	8		6	277
Incident to Arrest	308	61	729	18	1	12	1129
Impound Authority	278	102	1193	15	1	13	1602
Visible Contraband	9	3	13			1	26
Consent	113	33	321	7		5	479
Other			5			1	6
<b>IF SEARCH WAS CONDUCTED, WHAT WAS SEARCHED?</b>							
Vehicle	336	119	1355	21	1	17	1849
Person	351	83	877	23	1	18	1353
Container	3	2	10				15
Other	2		1				3
<b>WAS ANYTHING DISCOVERED/SEIZED?</b>							
Yes	329	112	1303	19	1	15	1779
<b>IF SEARCH WAS CONDUCTED, WHAT WAS DISCOVERED?</b>							
Weapons	6	1	6				13
Money	14	5	28				47
Drugs	49	12	59	3		3	126
Alcohol	10	1	41				52
Other Contraband	9	2	14	1		1	27
Other Evidence of Crime	7	2	13				22
Other Property	24	9	55	1		1	90
Vehicle	238	89	1132	15	1	11	1486
<b>ACTION TAKEN:</b>							
Warning	5160	1230	3324	1242	18	61	11035
Citation	22164	2673	11019	2392	36	352	38636
Arrest - Total	394	76	871	23	1	19	1384
Booking - Yes	323	64	760	20	1	14	1182

**LOS ANGELES POLICE DEPARTMENT**  
**FIELD DATA STATISTICS**  
**OVB - Valley Traffic Division**

DESCRIPTION OF ITEM	DRIVER						
	White	Black	Hispanic	Asian	Amer. Ind.	Other	Total
Booking - No	71	12	111	3		5	202
Release From Custody	2		6	1			9
Field Interview Completed	239	48	429	18		4	738
None	16	6	27	1			50

**LOS ANGELES POLICE DEPARTMENT  
FIELD DATA STATISTICS  
OVB - Valley Traffic Division**

DESCRIPTION OF ITEM	PEDESTRIAN						
	White	Black	Hispanic	Asian	Amer. Ind.	Other	Total
<b>NUMBER OF PEDESTRIANS</b>							
	646	274	1029	45	5	6	2005
<b>GENDER</b>							
Male	494	199	901	19	4	5	1622
Female	152	75	128	26	1	1	383
<b>APPARENT AGE</b>							
1 - 17	26	10	65				101
18 - 25	87	71	226	14		1	399
26 - 35	165	93	410	8		1	677
36 - 45	166	58	189	11	4	1	429
46 - 55	121	27	98	6	1	1	254
56+	81	15	41	6		2	145
<b>INITIAL REASON FOR STOP</b>							
Vehicle Code Moving Violation	58	26	69	3	2	2	160
Vehicle Code Pedestrian Violation	453	120	456	40	3	3	1075
Vehicle Code Equipment/Registration Violation	7	1	12				20
Municipal Code Violation	72	57	299			1	429
Suspect Flight		2	7				9
Consensual	12	5	36	1			54
Call For Service	7	7	30	1			45
Department Briefing (Crime Broadcast, Bulletins, Roll Call)	1	1	2				4
Penal Code Violation	16	26	54				96
Health & Safety Code Violation	19	29	62				110
Other	1		2				3
<b>PAT DOWN/FRISK SEARCH CONDUCTED?</b>							
Yes	66	68	319	1	1		455
<b>DETAINEE ASKED TO SUBMIT TO CONSENSUAL SEARCH?</b>							
Yes	30	26	124				180
<b>GRANTED?</b>							
Yes	28	25	119				172
<b>WAS SEARCH CONDUCTED?</b>							
Yes	69	75	308	1			453
<b>IF WARRANTLESS SEARCH CONDUCTED, SEARCH</b>							
Parole/Probation	13	13	39				65
Odor of Contraband	1	1	9				11
Incident to Pat Down/Frisk	22	30	120				172
Incident to Arrest	31	29	131	1			192
Impound Authority	2	1	5				8
Visible Contraband	5	6	20				31
Consent	27	25	117				169
Other							
<b>IF SEARCH WAS CONDUCTED, WHAT WAS SEARCHED?</b>							
Vehicle	4	2	14				20
Person	66	73	307	1			447
Container	5	1	5				11
Other	3	5	6				14
<b>WAS ANYTHING DISCOVERED/SEIZED?</b>							
Yes	24	17	92	1			134
<b>IF SEARCH WAS CONDUCTED, WHAT WAS DISCOVERED?</b>							
Weapons	1	2	5				8
Money	1	2	7	1			11
Drugs	6	7	22				35
Alcohol	9	7	44				60
Other Contraband	4	1	11				16
Other Evidence of Crime	3		5				8
Other Property	2	2	12	1			17
Vehicle	2		7				9
<b>ACTION TAKEN:</b>							
Warning	234	105	389	23	3	1	755
Citation	341	110	369	20	4	4	848
Arrest - Total	70	52	252	1		1	376
Booking - Yes	32	24	98	1			155
Booking - No	38	28	154			1	221
Release From Custody	35	27	139			1	202
Field Interview Completed	25	17	86				128
None	9	7	30	1			47

**LOS ANGELES POLICE DEPARTMENT  
FIELD DATA STATISTICS  
OVB - Valley Traffic Division**

DESCRIPTION OF ITEM	PASSENGER						
	White	Black	Hispanic	Asian	Amer. Ind.	Other	Total
NUMBER OF PASSENGERS							
	154	59	253	52		3	521
GENDER							
Male	80	30	192	26		2	330
Female	74	29	61	26		1	191
APPARENT AGE							
1 - 17	3	4	21	1			29
18 - 25	43	27	112	12		2	196
26 - 35	39	13	61	21			134
36 - 45	25	12	31	6		1	75
46 - 55	19	2	15	5			41
56+	25	1	13	7			46
INITIAL REASON FOR STOP							
Vehicle Code Moving Violation	134	37	182	51		2	406
Vehicle Code Pedestrian Violation	1		2				3
Vehicle Code Equipment/Registration Violation	9	5	42			1	57
Municipal Code Violation	3	1	6				10
Suspect Flight	1			1			2
Consensual							
Call For Service			3				3
Department Briefing (Crime Broadcast, Bulletins, Roll Call)	1		1				2
Penal Code Violation	4	15	10				29
Health & Safety Code Violation		1	6				7
Other	1		1				2
PAT DOWN/FRISK SEARCH CONDUCTED?							
Yes	10	23	78	1			112
DETAINEE ASKED TO SUBMIT TO CONSENSUAL SEARCH?							
Yes	4	7	34				45
GRANTED?							
Yes	4	7	34				45
WAS SEARCH CONDUCTED?							
Yes	11	27	76	1			115
IF WARRANTLESS SEARCH CONDUCTED, SEARCH							
Parole/Probation	2	4	12				18
Odor of Contraband	2	3	7				12
Incident to Pat Down/Frisk	1	4	21				26
Incident to Arrest	7	11	23	1			42
Impound Authority	2	5	15				22
Visible Contraband	1		4				5
Consent	4	7	34				45
Other							
IF SEARCH WAS CONDUCTED, WHAT WAS SEARCHED?							
Vehicle	4	8	29				41
Person	11	23	69	1			104
Container		1					1
Other	1						1
WAS ANYTHING DISCOVERED/SEIZED?							
Yes	8	15	31				54
IF SEARCH WAS CONDUCTED, WHAT WAS DISCOVERED?							
Weapons		1	4				5
Money	3	6	2				11
Drugs	4	5	15				24
Alcohol			4				4
Other Contraband	1		2				3
Other Evidence of Crime	2		1				3
Other Property	4	9	4				17
Vehicle		1	10				11
ACTION TAKEN:							
Warning	68	24	104	41		2	239
Citation	73	17	103	11		1	205
Arrest - Total	9	13	33	1			56
Booking - Yes	6	10	23	1			40
Booking - No	3	3	10				16
Release From Custody	1	4	7				12
Field Interview Completed	5	6	22				33
None	5	3	14				22

**LOS ANGELES POLICE DEPARTMENT  
FIELD DATA STATISTICS  
OWB**

DESCRIPTION OF ITEM	DRIVER						
	White	Black	Hispanic	Asian	Amer. Ind.	Other	Total
<b>NUMBER OF DRIVERS</b>							
	36397	12115	20941	8744	179	1459	79835
<b>GENDER</b>							
Male	23962	7986	16066	5563	127	1095	54799
Female	12435	4129	4875	3181	52	364	25036
<b>APPARENT AGE</b>							
1 - 17	428	114	300	50	3	12	907
18 - 25	7605	3061	6683	1987	45	322	19703
26 - 35	10950	3725	6842	2759	48	429	24753
36 - 45	8243	2795	4382	1819	50	310	17599
46 - 55	5249	1569	2007	1230	16	255	10326
56+	3922	851	727	899	17	131	6547
<b>INITIAL REASON FOR STOP</b>							
Vehicle Code Moving Violation	20676	5541	9731	4824	104	821	41697
Vehicle Code Pedestrian Violation	76	21	62	11	1	1	172
Vehicle Code Equipment/Registration Violation	12283	5614	9501	2778	68	494	30738
Municipal Code Violation	2957	650	1067	1046	6	120	5846
Suspect Flight		8	10				18
Consensual	10	10	16	3			39
Call For Service	213	95	227	42		9	586
Department Briefing (Crime Broadcast, Bulletins, Roll Call)	20	31	27	5		2	85
Penal Code Violation	89	81	156	18		7	351
Health & Safety Code Violation	24	31	29	9		1	94
Other	49	33	115	8		4	209
<b>DID DRIVER EXIT VEHICLE?</b>							
Yes	3505	2313	5366	795	19	247	12245
No	32892	9802	15575	7949	160	1212	67590
<b>DID YOU ASK DRIVER TO EXIT?</b>							
Yes	1981	1623	3843	339	11	123	7920
<b>PAT DOWN/FRISK SEARCH CONDUCTED?</b>							
Yes	947	1203	2175	156	3	68	4552
<b>DETAINEE ASKED TO SUBMIT TO CONSENSUAL SEARCH?</b>							
Yes	564	777	1406	109	3	30	2889
<b>GRANTED?</b>							
Yes	399	721	1289	73	3	29	2514
<b>WAS SEARCH CONDUCTED?</b>							
Yes	1501	1438	3489	222	6	87	6743
<b>IF WARRANTLESS SEARCH CONDUCTED, SEARCH</b>							
Parole/Probation	65	250	202	7		4	528
Odor of Contraband	52	97	102	14		3	268
Incident to Pat Down/Frisk	190	239	420	29		22	900
Incident to Arrest	616	317	772	101	1	34	1841
Impound Authority	699	431	1936	87	3	28	3184
Visible Contraband	42	31	63	3		3	142
Consent	405	724	1290	74	3	29	2525
Other	9	10	12	3		3	37
<b>IF SEARCH WAS CONDUCTED, WHAT WAS SEARCHED?</b>							
Vehicle	1052	1074	2885	155	6	63	5235
Person	948	1080	1934	157	2	63	4184
Container	34	16	45	6		1	102
Other	6	1	7				14
<b>WAS ANYTHING DISCOVERED/SEIZED?</b>							
Yes	886	652	2301	117	5	41	4002
<b>IF SEARCH WAS CONDUCTED, WHAT WAS DISCOVERED?</b>							
Weapons	13	28	34	3		3	81
Money	17	35	40	5			97
Drugs	122	149	174	18		9	472
Alcohol	17	17	69	1			104
Other Contraband	19	14	31	6		1	71
Other Evidence of Crime	30	27	51	4		1	113
Other Property	57	60	159	8	1	3	288
Vehicle	661	393	1835	83	4	25	3001
<b>ACTION TAKEN:</b>							
Warning	8719	3012	4575	2320	24	285	18935
Citation	27032	8637	15489	6303	154	1133	58748
Arrest - Total	1538	689	1390	234	7	95	3953
Booking - Yes	585	301	663	99	1	19	1668



**LOS ANGELES POLICE DEPARTMENT  
FIELD DATA STATISTICS  
OWB**

DESCRIPTION OF ITEM	DRIVER						
	White	Black	Hispanic	Asian	Amer. Ind.	Other	Total
Booking - No	953	388	727	135	6	76	2285
Release From Custody	56	26	54	14	1	12	163
Field Interview Completed	1186	954	1592	235	4	73	4044
None	100	79	128	22		5	334

**LOS ANGELES POLICE DEPARTMENT  
FIELD DATA STATISTICS  
OWB**

DESCRIPTION OF ITEM	PEDESTRIAN						
	White	Black	Hispanic	Asian	Amer. Ind.	Other	Total
<b>NUMBER OF PEDESTRIANS</b>							
	7939	7440	9798	825	87	198	26287
<b>GENDER</b>							
Male	6316	6282	8632	539	78	161	22008
Female	1623	1158	1166	286	9	37	4279
<b>APPARENT AGE</b>							
1 - 17	357	873	2744	166	3	22	4165
18 - 25	1299	1455	2905	202	10	49	5920
26 - 35	1896	1524	1927	189	22	48	5606
36 - 45	2104	1668	1316	138	28	39	5293
46 - 55	1619	1434	672	72	20	27	3844
56+	664	486	234	58	4	13	1459
<b>INITIAL REASON FOR STOP</b>							
Vehicle Code Moving Violation	457	247	350	46	2	12	1114
Vehicle Code Pedestrian Violation	1571	1076	1479	235	11	48	4420
Vehicle Code Equipment/Registration Violation	120	168	271	9	1	3	572
Municipal Code Violation	2537	2121	3215	128	38	38	8077
Suspect Flight	15	33	50				98
Consensual	594	1147	1229	41	6	6	3023
Call For Service	1303	1219	1269	181	14	58	4044
Department Briefing (Crime Broadcast, Bulletins, Roll Call)	71	128	168	11		1	379
Penal Code Violation	625	801	1202	149	7	23	2807
Health & Safety Code Violation	397	368	336	21	3	5	1130
Other	249	132	229	4	5	4	623
<b>PAT DOWN/FRISK SEARCH CONDUCTED?</b>							
Yes	3013	4411	5820	338	38	85	13705
<b>DETAINEE ASKED TO SUBMIT TO CONSENSUAL SEARCH?</b>							
Yes	1384	2216	2985	146	20	26	6777
<b>GRANTED?</b>							
Yes	1318	2135	2896	143	19	24	6535
<b>WAS SEARCH CONDUCTED?</b>							
Yes	2852	4073	5165	319	35	85	12529
<b>IF WARRANTLESS SEARCH CONDUCTED, SEARCH</b>							
Parole/Probation	516	932	618	9	5	8	2088
Odor of Contraband	55	61	104	3	1		224
Incident to Pat Down/Frisk	632	887	1045	80	6	14	2664
Incident to Arrest	1412	1710	2060	193	21	56	5452
Impound Authority	8	2	10	1			21
Visible Contraband	110	98	186	6	2	2	404
Consent	1322	2109	2840	144	21	26	6462
Other	34	26	39	2		5	106
<b>IF SEARCH WAS CONDUCTED, WHAT WAS SEARCHED?</b>							
Vehicle	63	38	79	7	1	1	189
Person	2771	4033	5090	310	34	82	12320
Container	285	260	290	29	3	8	875
Other	71	50	102	5		9	237
<b>WAS ANYTHING DISCOVERED/SEIZED?</b>							
Yes	690	867	1240	71	9	17	2894
<b>IF SEARCH WAS CONDUCTED, WHAT WAS DISCOVERED?</b>							
Weapons	46	58	122	4		1	231
Money	37	48	53	9		1	148
Drugs	285	397	371	22	3	3	1081
Alcohol	122	131	249	7	3	1	513
Other Contraband	124	146	218	18	1	5	512
Other Evidence of Crime	96	98	246	16		9	465
Other Property	104	112	164	3	3	1	387
Vehicle	4	4	6	1			15
<b>ACTION TAKEN:</b>							
Warning	1094	1252	1496	67	6	13	3928
Citation	1942	1426	2827	376	10	66	6647
Arrest - Total	3781	3182	4146	310	57	91	11567
Booking - Yes	1400	1661	1727	177	20	51	5036
Booking - No	2381	1521	2419	133	37	40	6531
Release From Custody	2129	1116	1572	72	34	31	4954
Field Interview Completed	3486	4426	5212	313	43	95	13575
None	187	283	356	15	3	5	849

**LOS ANGELES POLICE DEPARTMENT  
FIELD DATA STATISTICS  
OWB**

DESCRIPTION OF ITEM	PASSENGER						
	White	Black	Hispanic	Asian	Amer. Ind.	Other	Total
<b>NUMBER OF PASSENGERS</b>							
	508	728	1263	94	3	34	2630
<b>GENDER</b>							
Male	330	574	1057	70	3	31	2065
Female	178	154	206	24		3	565
<b>APPARENT AGE</b>							
1 - 17	27	69	210	8	1	4	319
18 - 25	245	374	724	48	1	16	1408
26 - 35	116	164	233	21		8	542
36 - 45	61	76	72	11		6	226
46 - 55	41	36	19	4	1		101
56+	18	9	5	2			34
<b>INITIAL REASON FOR STOP</b>							
Vehicle Code Moving Violation	263	251	518	54	1	9	1096
Vehicle Code Pedestrian Violation	7	6	15	3			31
Vehicle Code Equipment/Registration Violation	105	289	421	25		16	856
Municipal Code Violation	36	17	51	1	1	1	107
Suspect Flight		7	7				14
Consensual	5	15	30			1	51
Call For Service	38	38	52	7	1	2	138
Department Briefing (Crime Broadcast, Bulletins, Roll Call)	6	16	22			2	46
Penal Code Violation	25	59	98	2		1	185
Health & Safety Code Violation	21	18	30	2			71
Other	2	12	19			2	35
<b>PAT DOWN/FRISK SEARCH CONDUCTED?</b>							
Yes	176	490	779	29	1	17	1492
<b>DETAINEE ASKED TO SUBMIT TO CONSENSUAL SEARCH?</b>							
Yes	73	247	382	25	1	9	737
<b>GRANTED?</b>							
Yes	71	244	373	25	1	9	723
<b>WAS SEARCH CONDUCTED?</b>							
Yes	174	452	704	32	1	19	1382
<b>IF WARRANTLESS SEARCH CONDUCTED, SEARCH</b>							
Parole/Probation	21	104	116	1		2	244
Odor of Contraband	30	45	63	3			141
Incident to Pat Down/Frisk	42	86	156	5		6	295
Incident to Arrest	69	104	182	6		3	364
Impound Authority	9	17	21			1	48
Visible Contraband	23	23	47	1		4	98
Consent	71	242	374	26	1	10	724
Other	3	6	4				13
<b>IF SEARCH WAS CONDUCTED, WHAT WAS SEARCHED?</b>							
Vehicle	57	111	169	6		6	349
Person	161	433	682	31	1	17	1325
Container	14	10	18			1	43
Other		2	9				11
<b>WAS ANYTHING DISCOVERED/SEIZED?</b>							
Yes	71	131	210	9	1	5	427
<b>IF SEARCH WAS CONDUCTED, WHAT WAS DISCOVERED?</b>							
Weapons	4	5	24				33
Money	3	7	11				21
Drugs	40	68	83	6		3	200
Alcohol	8	20	39	1	1	1	70
Other Contraband	9	8	22	1			40
Other Evidence of Crime	3	16	28				47
Other Property	12	11	22	1			46
Vehicle	4	16	15			1	36
<b>ACTION TAKEN:</b>							
Warning	78	103	158	13		6	358
Citation	234	158	395	52	2	7	848
Arrest - Total	103	167	290	12	2	5	579
Booking - Yes	65	115	193	9		3	385
Booking - No	38	52	97	3	2	2	194
Release From Custody	22	30	33	1		1	87
Field Interview Completed	173	416	647	27		18	1281
None	33	68	115	5		4	225

**LOS ANGELES POLICE DEPARTMENT  
FIELD DATA STATISTICS  
OWB - Hollywood Area**

DESCRIPTION OF ITEM	DRIVER						Total
	White	Black	Hispanic	Asian	Amer. Ind.	Other	
<b>NUMBER OF DRIVERS</b>							
	3472	1101	1869	427	8	90	6967
<b>GENDER</b>							
Male	2529	850	1517	292	6	78	5272
Female	943	251	352	135	2	12	1695
<b>APPARENT AGE</b>							
1 - 17	15	6	18	2		3	44
18 - 25	959	320	628	121	2	38	2068
26 - 35	1273	444	700	156	4	27	2604
36 - 45	730	207	380	85	1	12	1415
46 - 55	316	88	106	39	1	6	556
56+	179	36	37	24		4	280
<b>INITIAL REASON FOR STOP</b>							
Vehicle Code Moving Violation	1578	432	717	197	5	36	2965
Vehicle Code Pedestrian Violation	9	5	7	1			22
Vehicle Code Equipment/Registration Violation	1789	609	1003	215	3	49	3668
Municipal Code Violation	14	6	13	1			34
Suspect Flight			1				1
Consensual	1	1	3	1			6
Call For Service	23	8	30	4		1	66
Department Briefing (Crime Broadcast, Bulletins, Roll Call)	1	6				1	8
Penal Code Violation	41	19	53	3		2	118
Health & Safety Code Violation	4	4	6				14
Other	12	11	36	5		1	65
<b>DID DRIVER EXIT VEHICLE?</b>							
Yes	586	366	663	64	2	34	1715
No	2886	735	1206	363	6	56	5252
<b>DID YOU ASK DRIVER TO EXIT?</b>							
Yes	433	316	564	48	2	29	1392
<b>PAT DOWN/FRISK SEARCH CONDUCTED?</b>							
Yes	278	237	414	19	1	25	974
<b>DETAINEE ASKED TO SUBMIT TO CONSENSUAL SEARCH?</b>							
Yes	122	123	227	10	1	13	496
<b>GRANTED?</b>							
Yes	120	118	223	8	1	13	483
<b>WAS SEARCH CONDUCTED?</b>							
Yes	284	253	466	24	2	26	1055
<b>IF WARRANTLESS SEARCH CONDUCTED, SEARCH</b>							
Parole/Probation	22	45	32	1		3	103
Odor of Contraband	18	13	18	1			50
Incident to Pat Down/Frisk	66	60	96	6		7	235
Incident to Arrest	109	69	139	8	1	3	329
Impound Authority	90	75	193	13	1	5	377
Visible Contraband	11	6	15	2		3	37
Consent	121	114	215	8	1	13	472
Other	1	3	1			2	7
<b>IF SEARCH WAS CONDUCTED, WHAT WAS SEARCHED?</b>							
Vehicle	204	178	337	19	2	17	757
Person	231	204	342	16	1	19	813
Container	6	3	8				17
Other							
<b>WAS ANYTHING DISCOVERED/SEIZED?</b>							
Yes	141	120	256	15	2	11	545
<b>IF SEARCH WAS CONDUCTED, WHAT WAS DISCOVERED?</b>							
Weapons	1	9	7			3	20
Money	6	1	6				13
Drugs	43	24	35			4	106
Alcohol	5	6	14	1			26
Other Contraband	8	2	4				14
Other Evidence of Crime	8	3	10				21
Other Property	7	7	11	3			28
Vehicle	79	74	181	11	2	4	351
<b>ACTION TAKEN:</b>							
Warning	501	257	370	55	1	9	1193
Citation	2897	771	1365	366	5	73	5477
Arrest - Total	280	118	244	21	2	11	676
Booking - Yes	101	48	101	7	1	2	260

**LOS ANGELES POLICE DEPARTMENT  
FIELD DATA STATISTICS  
OWB - Hollywood Area**

DESCRIPTION OF ITEM	DRIVER						
	White	Black	Hispanic	Asian	Amer. Ind.	Other	Total
Booking - No	179	70	143	14	1	9	416
Release From Custody	16	5	8		1	1	31
Field Interview Completed	353	186	313	37	2	20	911
None	24	18	35	6		2	85

**LOS ANGELES POLICE DEPARTMENT  
FIELD DATA STATISTICS  
OWB - Hollywood Area**

DESCRIPTION OF ITEM	PEDESTRIAN						
	White	Black	Hispanic	Asian	Amer. Ind.	Other	Total
<b>NUMBER OF PEDESTRIANS</b>							
	2243	2246	2354	123	27	45	7038
<b>GENDER</b>							
Male	1899	1977	2121	88	25	41	6151
Female	344	269	233	35	2	4	887
<b>APPARENT AGE</b>							
1 - 17	66	153	513	14		3	749
18 - 25	469	519	811	42	5	19	1865
26 - 35	722	708	567	33	11	6	2047
36 - 45	641	518	314	17	8	8	1506
46 - 55	257	287	123	12	3	6	688
56+	88	61	26	5		3	183
<b>INITIAL REASON FOR STOP</b>							
Vehicle Code Moving Violation	92	54	61	8		1	216
Vehicle Code Pedestrian Violation	461	369	277	21	2	8	1138
Vehicle Code Equipment/Registration Violation	50	45	59	2		1	157
Municipal Code Violation	643	658	836	27	15	9	2188
Suspect Flight	2	5	10				17
Consensual	255	374	254	4	3	3	893
Call For Service	278	224	331	26	3	14	876
Department Briefing (Crime Broadcast, Bulletins, Roll Call)	23	30	30	5			88
Penal Code Violation	225	317	360	22	4	8	936
Health & Safety Code Violation	190	150	112	6		1	459
Other	24	20	24	2			70
<b>PAT DOWN/FRISK SEARCH CONDUCTED?</b>							
Yes	1281	1592	1645	68	15	26	4627
<b>DETAINEE ASKED TO SUBMIT TO CONSENSUAL SEARCH?</b>							
Yes	653	769	884	34	10	11	2361
<b>GRANTED?</b>							
Yes	634	753	866	33	10	11	2307
<b>WAS SEARCH CONDUCTED?</b>							
Yes	1245	1499	1552	67	14	26	4403
<b>IF WARRANTLESS SEARCH CONDUCTED, SEARCH</b>							
Parole/Probation	322	402	185	2	4	3	918
Odor of Contraband	19	23	29		1		72
Incident to Pat Down/Frisk	223	307	299	14	3	4	850
Incident to Arrest	580	668	756	44	8	19	2075
Impound Authority	1	1	3	1			6
Visible Contraband	26	32	49	1	1	2	111
Consent	632	732	856	34	10	11	2275
Other	7	10	8	1			26
<b>IF SEARCH WAS CONDUCTED, WHAT WAS SEARCHED?</b>							
Vehicle	16	8	18	3			45
Person	1230	1490	1544	66	14	26	4370
Container	105	109	91	5	2		312
Other	28	11	14	1		2	56
<b>WAS ANYTHING DISCOVERED/SEIZED?</b>							
Yes	252	299	351	19	3	5	929
<b>IF SEARCH WAS CONDUCTED, WHAT WAS DISCOVERED?</b>							
Weapons	15	13	46				74
Money	13	15	16	6			50
Drugs	119	133	121	4			377
Alcohol	37	45	66	1	2		151
Other Contraband	55	58	44	4	1	4	166
Other Evidence of Crime	32	39	77	4		2	154
Other Property	29	35	32	1	1		98
Vehicle			1	1			2
<b>ACTION TAKEN:</b>							
Warning	428	473	438	15	4	3	1361
Citation	446	337	447	30	1	9	1270
Arrest - Total	1065	1056	1254	63	17	27	3482
Booking - Yes	610	652	640	39	6	16	1963
Booking - No	455	404	614	24	11	11	1519
Release From Custody	420	300	433	19	11	9	1192
Field Interview Completed	1329	1502	1466	69	22	28	4416
None	83	106	108	3	1	3	304

**LOS ANGELES POLICE DEPARTMENT  
FIELD DATA STATISTICS  
OWB - Hollywood Area**

DESCRIPTION OF ITEM	PASSENGER						Total
	White	Black	Hispanic	Asian	Amer. Ind.	Other	
NUMBER OF PASSENGERS							
	148	181	222	19		15	585
GENDER							
Male	96	145	175	17		13	446
Female	52	36	47	2		2	139
APPARENT AGE							
1 - 17	4	11	22			2	39
18 - 25	88	96	134	10		7	335
26 - 35	36	53	52	8		5	154
36 - 45	12	16	12	1		1	42
46 - 55	7	4	2				13
56+	1	1					2
INITIAL REASON FOR STOP							
Vehicle Code Moving Violation	72	66	96	9		1	244
Vehicle Code Pedestrian Violation	4	1	2				7
Vehicle Code Equipment/Registration Violation	37	58	51	5		9	160
Municipal Code Violation	9	5	10				24
Suspect Flight		2	1				3
Consensual		1	1				2
Call For Service	7	9	4	5			25
Department Briefing (Crime Broadcast, Bulletins, Roll Call)		4	3			2	9
Penal Code Violation	14	29	38			1	82
Health & Safety Code Violation	4	1	9				14
Other	1	5	7			2	15
PAT DOWN/FRISK SEARCH CONDUCTED?							
Yes	64	125	140	5		12	346
DETAINEE ASKED TO SUBMIT TO CONSENSUAL SEARCH?							
Yes	28	53	58	3		8	150
GRANTED?							
Yes	28	52	56	3		8	147
WAS SEARCH CONDUCTED?							
Yes	58	107	129	6		14	314
IF WARRANTLESS SEARCH CONDUCTED, SEARCH							
Parole/Probation	9	25	15			2	51
Odor of Contraband	8	9	15				32
Incident to Pat Down/Frisk	11	24	22	2		4	63
Incident to Arrest	28	35	50	2		2	117
Impound Authority	1	5	4				10
Visible Contraband	4	8	12			4	28
Consent	28	49	56	3		9	145
Other		1					1
IF SEARCH WAS CONDUCTED, WHAT WAS SEARCHED?							
Vehicle	19	26	28	1		5	79
Person	58	103	126	6		13	306
Container	5	3	7			1	16
Other							
WAS ANYTHING DISCOVERED/SEIZED?							
Yes	20	36	40	2		4	102
IF SEARCH WAS CONDUCTED, WHAT WAS DISCOVERED?							
Weapons	2	1					3
Money	1		1				2
Drugs	13	13	16			3	45
Alcohol	2	9	13	1		1	26
Other Contraband	2	4	4	1			11
Other Evidence of Crime	2	3	4				9
Other Property	2	3	2				7
Vehicle		5	3				8
ACTION TAKEN:							
Warning	17	33	32	3			85
Citation	71	55	78	8			212
Arrest - Total	39	48	81	2		4	174
Booking - Yes	26	35	52	2		2	117
Booking - No	13	13	29			2	57
Release From Custody	9	7	12			1	29
Field Interview Completed	56	79	117	6		11	269
None	12	26	18	2		4	62

**LOS ANGELES POLICE DEPARTMENT  
FIELD DATA STATISTICS  
OWB - Wilshire Area**

DESCRIPTION OF ITEM	DRIVER						Total
	White	Black	Hispanic	Asian	Amer. Ind.	Other	
<b>NUMBER OF DRIVERS</b>							
	1847	1954	2260	1194	20	61	7336
<b>GENDER</b>							
Male	1071	1482	1846	807	9	46	5261
Female	776	472	414	387	11	15	2075
<b>APPARENT AGE</b>							
1 - 17	15	25	57	10	1	2	110
18 - 25	380	675	921	277	1	10	2264
26 - 35	623	575	690	350	8	18	2264
36 - 45	388	390	396	276	8	18	1476
46 - 55	258	203	144	168	1	12	786
56+	183	86	52	113	1	1	436
<b>INITIAL REASON FOR STOP</b>							
Vehicle Code Moving Violation	1095	646	905	691	7	31	3375
Vehicle Code Pedestrian Violation	2	2	7	1			12
Vehicle Code Equipment/Registration Violation	718	1211	1210	473	13	30	3655
Municipal Code Violation	1	7	24	8			40
Suspect Flight		2					2
Consensual	1	3	2	2			8
Call For Service	11	22	42	9			84
Department Briefing (Crime Broadcast, Bulletins, Roll Call)	3	12	5	1			21
Penal Code Violation	10	28	27	4			69
Health & Safety Code Violation		13	7	4			24
Other	6	8	31	1			46
<b>DID DRIVER EXIT VEHICLE?</b>							
Yes	137	677	740	164		8	1726
No	1710	1277	1520	1030	20	53	5610
<b>DID YOU ASK DRIVER TO EXIT?</b>							
Yes	74	550	628	94		5	1351
<b>PAT DOWN/FRISK SEARCH CONDUCTED?</b>							
Yes	47	511	536	67	1	1	1163
<b>DETAINEE ASKED TO SUBMIT TO CONSENSUAL SEARCH?</b>							
Yes	31	378	363	44	1	2	819
<b>GRANTED?</b>							
Yes	30	370	352	44	1	2	799
<b>WAS SEARCH CONDUCTED?</b>							
Yes	56	519	581	70	1	2	1229
<b>IF WARRANTLESS SEARCH CONDUCTED, SEARCH</b>							
Parole/Probation	6	119	58	6			189
Odor of Contraband	2	36	25	9			72
Incident to Pat Down/Frisk	9	78	96	12			195
Incident to Arrest	16	74	131	28			249
Impound Authority	10	44	149	6		1	210
Visible Contraband	1	12	8				21
Consent	31	374	358	44	1	2	810
Other	1	4	1	1			7
<b>IF SEARCH WAS CONDUCTED, WHAT WAS SEARCHED?</b>							
Vehicle	31	372	440	52	1	2	898
Person	46	466	486	65	1	1	1065
Container	1	3	6	3			13
Other		1	1				2
<b>WAS ANYTHING DISCOVERED/SEIZED?</b>							
Yes	18	129	234	25		1	407
<b>IF SEARCH WAS CONDUCTED, WHAT WAS DISCOVERED?</b>							
Weapons	1	9	8	2			20
Money	1	14	4	1			20
Drugs	6	63	44	14			127
Alcohol		4	15				19
Other Contraband		6	4	1			11
Other Evidence of Crime	1	12	12	4			29
Other Property	1	3	5				9
Vehicle	10	46	156	7		1	220
<b>ACTION TAKEN:</b>							
Warning	148	491	432	80		6	1157
Citation	1687	1292	1641	1074	20	55	5769
Arrest - Total	44	143	193	49			429
Booking - Yes	17	97	113	26			253



**LOS ANGELES POLICE DEPARTMENT**  
**FIELD DATA STATISTICS**  
**OWB - Wilshire Area**

DESCRIPTION OF ITEM	DRIVER						
	White	Black	Hispanic	Asian	Amer. Ind.	Other	Total
Booking - No	27	46	80	23			176
Release From Custody		6	14	8			28
Field Interview Completed	57	345	360	75		2	839
None	7	29	19	3			58

**LOS ANGELES POLICE DEPARTMENT  
FIELD DATA STATISTICS  
OWB - Wilshire Area**

DESCRIPTION OF ITEM	PEDESTRIAN						
	White	Black	Hispanic	Asian	Amer. Ind.	Other	Total
<b>NUMBER OF PEDESTRIANS</b>							
	633	2120	3008	324	9	20	6114
<b>GENDER</b>							
Male	487	1788	2711	231	7	15	5239
Female	146	332	297	93	2	5	875
<b>APPARENT AGE</b>							
1 - 17	21	285	1078	120	1	4	1509
18 - 25	84	428	795	59	1	6	1373
26 - 35	138	376	539	59	1	6	1119
36 - 45	195	463	368	52	5	2	1085
46 - 55	139	433	183	17	1	1	774
56+	56	135	45	17		1	254
<b>INITIAL REASON FOR STOP</b>							
Vehicle Code Moving Violation	28	55	86	2		2	173
Vehicle Code Pedestrian Violation	67	223	379	35	1		705
Vehicle Code Equipment/Registration Violation	8	72	92	4			176
Municipal Code Violation	155	509	954	66	1	3	1688
Suspect Flight	1	8	8				17
Consensual	92	474	532	14	2	1	1115
Call For Service	194	436	451	89	4	9	1183
Department Briefing (Crime Broadcast, Bulletins, Roll Call)	7	41	33	3		1	85
Penal Code Violation	61	229	361	102		2	755
Health & Safety Code Violation	14	51	56	8	1	2	132
Other	6	22	56	1			85
<b>PAT DOWN/FRISK SEARCH CONDUCTED?</b>							
Yes	354	1444	1994	194	6	13	4005
<b>DETAINEE ASKED TO SUBMIT TO CONSENSUAL SEARCH?</b>							
Yes	156	833	1066	84	5	5	2149
<b>GRANTED?</b>							
Yes	150	805	1030	82	5	4	2076
<b>WAS SEARCH CONDUCTED?</b>							
Yes	323	1309	1676	179	7	15	3509
<b>IF WARRANTLESS SEARCH CONDUCTED, SEARCH</b>							
Parole/Probation	40	275	134	6	1	1	457
Odor of Contraband	2	9	29	1			41
Incident to Pat Down/Frisk	63	252	270	47	1	2	635
Incident to Arrest	168	481	603	98	3	9	1362
Impound Authority							
Visible Contraband	5	17	41	1			64
Consent	150	802	1008	82	5	5	2052
Other	5	7	6	1			19
<b>IF SEARCH WAS CONDUCTED, WHAT WAS SEARCHED?</b>							
Vehicle	7	7	13	4			31
Person	319	1303	1662	173	7	14	3478
Container	31	41	63	9		4	148
Other	3	15	11	3		1	33
<b>WAS ANYTHING DISCOVERED/SEIZED?</b>							
Yes	77	255	414	39	1	2	788
<b>IF SEARCH WAS CONDUCTED, WHAT WAS DISCOVERED?</b>							
Weapons	5	29	34	3			71
Money	4	9	15	3			31
Drugs	25	124	91	12	1		253
Alcohol	12	46	96	6			160
Other Contraband	14	45	89	11			159
Other Evidence of Crime	21	24	87	9		2	143
Other Property	6	10	31				47
Vehicle		1					1
<b>ACTION TAKEN:</b>							
Warning	111	367	405	20	1	1	905
Citation	87	300	1006	123	1	4	1521
Arrest - Total	258	792	1060	160	6	10	2286
Booking - Yes	157	493	508	89	5	8	1260
Booking - No	101	299	552	71	1	2	1026
Release From Custody	92	228	296	34		1	651
Field Interview Completed	363	1404	1834	141	8	15	3765
None	25	86	86	5			202

**LOS ANGELES POLICE DEPARTMENT  
FIELD DATA STATISTICS  
OWB - Wilshire Area**

DESCRIPTION OF ITEM	PASSENGER						Total
	White	Black	Hispanic	Asian	Amer. Ind.	Other	
NUMBER OF PASSENGERS							
	27	256	309	35	1		628
GENDER							
Male	19	216	278	28	1		542
Female	8	40	31	7			86
APPARENT AGE							
1 - 17	2	28	70	5	1		106
18 - 25	11	145	178	20			354
26 - 35	7	42	46	8			103
36 - 45	5	28	11	2			46
46 - 55	2	9	2				13
56+		4	2				6
INITIAL REASON FOR STOP							
Vehicle Code Moving Violation	10	66	104	16	1		197
Vehicle Code Pedestrian Violation	1	2	5	2			10
Vehicle Code Equipment/Registration Violation	8	131	113	15			267
Municipal Code Violation	2	5	9				16
Suspect Flight		4					4
Consensual		4	8				12
Call For Service	6	16	22				44
Department Briefing (Crime Broadcast, Bulletins, Roll Call)		5	12				17
Penal Code Violation		11	24	1			36
Health & Safety Code Violation		9	6	1			16
Other		3	6				9
PAT DOWN/FRISK SEARCH CONDUCTED?							
Yes	13	189	223	16			441
DETAINEE ASKED TO SUBMIT TO CONSENSUAL SEARCH?							
Yes	6	120	131	14			271
GRANTED?							
Yes	4	119	128	14			265
WAS SEARCH CONDUCTED?							
Yes	11	178	204	16			409
IF WARRANTLESS SEARCH CONDUCTED, SEARCH							
Parole/Probation		42	40				82
Odor of Contraband	1	11	15	2			29
Incident to Pat Down/Frisk	4	25	28	2			59
Incident to Arrest	3	38	49	3			93
Impound Authority		3	2				5
Visible Contraband	1	7	7	1			16
Consent	4	119	130	14			267
Other		2					2
IF SEARCH WAS CONDUCTED, WHAT WAS SEARCHED?							
Vehicle	1	36	39	2			78
Person	11	176	201	16			404
Container		4	3				7
Other		1					1
WAS ANYTHING DISCOVERED/SEIZED?							
Yes	1	38	53	5			97
IF SEARCH WAS CONDUCTED, WHAT WAS DISCOVERED?							
Weapons		1	11				12
Money		4					4
Drugs	1	23	29	5			58
Alcohol		5	12				17
Other Contraband		1	4				5
Other Evidence of Crime		9	7				16
Other Property		1	1				2
Vehicle		3	1				4
ACTION TAKEN:							
Warning	5	26	31				62
Citation	11	33	87	21	1		153
Arrest - Total	5	60	80	8			153
Booking - Yes	4	44	59	6			113
Booking - No	1	16	21	2			40
Release From Custody		8	7				15
Field Interview Completed	13	178	190	16			397
None	2	20	19	1			42

**LOS ANGELES POLICE DEPARTMENT  
FIELD DATA STATISTICS  
OWB - West Los Angeles Area**

DESCRIPTION OF ITEM	DRIVER						
	White	Black	Hispanic	Asian	Amer. Ind.	Other	Total
<b>NUMBER OF DRIVERS</b>							
	4028	1066	1679	670	19	272	7734
<b>GENDER</b>							
Male	2528	673	1247	392	14	183	5037
Female	1500	393	432	278	5	89	2697
<b>APPARENT AGE</b>							
1 - 17	76	10	20	6		6	118
18 - 25	825	279	510	210	5	64	1893
26 - 35	1143	346	536	219	1	81	2326
36 - 45	860	247	349	125	6	58	1645
46 - 55	630	130	207	74	2	43	1086
56+	494	54	57	36	5	20	666
<b>INITIAL REASON FOR STOP</b>							
Vehicle Code Moving Violation	2423	477	883	401	8	151	4343
Vehicle Code Pedestrian Violation	4	1	2				7
Vehicle Code Equipment/Registration Violation	1505	544	724	258	11	104	3146
Municipal Code Violation	28	7	14	3		12	64
Suspect Flight		2					2
Consensual	1	1	1				3
Call For Service	44	14	31	3		3	95
Department Briefing (Crime Broadcast, Bulletins, Roll Call)	3	5	3	1			12
Penal Code Violation	7	9	17	2		1	36
Health & Safety Code Violation	6	3	1	2		1	13
Other	7	3	3				13
<b>DID DRIVER EXIT VEHICLE?</b>							
Yes	455	235	439	79	4	67	1279
No	3573	831	1240	591	15	205	6455
<b>DID YOU ASK DRIVER TO EXIT?</b>							
Yes	246	168	351	34	1	41	841
<b>PAT DOWN/FRISK SEARCH CONDUCTED?</b>							
Yes	122	124	204	12		21	483
<b>DETAINEE ASKED TO SUBMIT TO CONSENSUAL SEARCH?</b>							
Yes	47	52	87	5		3	194
<b>GRANTED?</b>							
Yes	43	48	80	4		3	178
<b>WAS SEARCH CONDUCTED?</b>							
Yes	144	148	266	17		28	603
<b>IF WARRANTLESS SEARCH CONDUCTED, SEARCH</b>							
Parole/Probation	9	31	14			1	55
Odor of Contraband	6	28	15	2		2	53
Incident to Pat Down/Frisk	27	29	54	5		8	123
Incident to Arrest	67	30	60	8		17	182
Impound Authority	49	53	156	5		11	274
Visible Contraband	6	6	5	1			18
Consent	44	48	79	4		3	178
Other	2	1	3				6
<b>IF SEARCH WAS CONDUCTED, WHAT WAS SEARCHED?</b>							
Vehicle	102	116	223	12		26	479
Person	103	110	147	13		20	393
Container	3	2	5	1			11
Other			1				1
<b>WAS ANYTHING DISCOVERED/SEIZED?</b>							
Yes	82	80	176	7		14	359
<b>IF SEARCH WAS CONDUCTED, WHAT WAS DISCOVERED?</b>							
Weapons	4	5					9
Money	3	3	1	1			8
Drugs	19	19	13	2		3	56
Alcohol	1	2	2				5
Other Contraband	2	1	2	4		1	10
Other Evidence of Crime	2	4	9			1	16
Other Property	9	8	7				24
Vehicle	49	46	147	3		10	255
<b>ACTION TAKEN:</b>							
Warning	625	240	252	99	4	27	1247
Citation	3365	776	1379	569	16	234	6339
Arrest - Total	529	120	270	78		61	1058
Booking - Yes	47	25	43	6		4	125

**LOS ANGELES POLICE DEPARTMENT  
FIELD DATA STATISTICS  
OWB - West Los Angeles Area**

DESCRIPTION OF ITEM	DRIVER						
	White	Black	Hispanic	Asian	Amer. Ind.	Other	Total
Booking - No	482	95	227	72		57	933
Release From Custody	16	4	7	3		8	38
Field Interview Completed	197	133	189	38	1	26	584
None	15	8	12	2			37

**LOS ANGELES POLICE DEPARTMENT  
FIELD DATA STATISTICS  
OWB - West Los Angeles Area**

DESCRIPTION OF ITEM	PEDESTRIAN						
	White	Black	Hispanic	Asian	Amer. Ind.	Other	Total
<b>NUMBER OF PEDESTRIANS</b>							
	1941	1091	1054	94	12	54	4246
<b>GENDER</b>							
Male	1533	964	890	59	10	39	3495
Female	408	127	164	35	2	15	751
<b>APPARENT AGE</b>							
1 - 17	127	178	319	12		8	644
18 - 25	191	145	277	29		12	654
26 - 35	199	115	143	26	2	11	496
36 - 45	498	206	145	13	3	7	872
46 - 55	634	289	118	10	5	11	1067
56+	292	158	52	4	2	5	513
<b>INITIAL REASON FOR STOP</b>							
Vehicle Code Moving Violation	143	65	47	5	1	5	266
Vehicle Code Pedestrian Violation	253	138	44	19	3	3	460
Vehicle Code Equipment/Registration Violation	15	7	30				52
Municipal Code Violation	745	360	414	12	4	14	1549
Suspect Flight		2	4				6
Consensual	55	41	43	3			142
Call For Service	527	312	248	40	3	27	1157
Department Briefing (Crime Broadcast, Bulletins, Roll Call)	9	11	13				33
Penal Code Violation	115	84	148	13		4	364
Health & Safety Code Violation	36	39	35	2	1	1	114
Other	43	32	28				103
<b>PAT DOWN/FRISK SEARCH CONDUCTED?</b>							
Yes	471	489	545	36	2	24	1567
<b>DETAINEE ASKED TO SUBMIT TO CONSENSUAL SEARCH?</b>							
Yes	175	185	205	9		2	576
<b>GRANTED?</b>							
Yes	160	169	194	9		2	534
<b>WAS SEARCH CONDUCTED?</b>							
Yes	433	419	446	32	2	20	1352
<b>IF WARRANTLESS SEARCH CONDUCTED, SEARCH</b>							
Parole/Probation	27	66	31			1	125
Odor of Contraband	15	12	16	2			45
Incident to Pat Down/Frisk	134	134	160	13	1	2	444
Incident to Arrest	230	177	192	21	1	14	635
Impound Authority	1		1				2
Visible Contraband	26	21	25	3			75
Consent	156	167	176	9		2	510
Other	17	6	5			3	31
<b>IF SEARCH WAS CONDUCTED, WHAT WAS SEARCHED?</b>							
Vehicle	16	7	12				35
Person	407	411	434	30	2	20	1304
Container	53	31	33	5		2	124
Other	8	10	11	1		2	32
<b>WAS ANYTHING DISCOVERED/SEIZED?</b>							
Yes	109	98	123	5		5	340
<b>IF SEARCH WAS CONDUCTED, WHAT WAS DISCOVERED?</b>							
Weapons	7	10	11	1		1	30
Money	13	7	9			1	30
Drugs	31	42	36	2		1	112
Alcohol	26	10	20				56
Other Contraband	12	13	27	1			53
Other Evidence of Crime	14	6	22	1		4	47
Other Property	29	23	20				72
Vehicle	3		2				5
<b>ACTION TAKEN:</b>							
Warning	197	155	165	13		2	532
Citation	458	258	208	28	3	13	968
Arrest - Total	995	483	517	46	6	29	2076
Booking - Yes	227	166	158	19		13	583
Booking - No	768	317	359	27	6	16	1493
Release From Custody	679	242	260	11	5	11	1208
Field Interview Completed	884	629	646	45	5	31	2240
None	28	25	15	3			71

**LOS ANGELES POLICE DEPARTMENT  
FIELD DATA STATISTICS  
OWB - West Los Angeles Area**

DESCRIPTION OF ITEM	PASSENGER						
	White	Black	Hispanic	Asian	Amer. Ind.	Other	Total
NUMBER OF PASSENGERS							
	75	81	132	7	1	9	305
GENDER							
Male	52	68	120	4	1	9	254
Female	23	13	12	3			51
APPARENT AGE							
1 - 17	11	10	29	1		2	53
18 - 25	40	41	78	5	1	5	170
26 - 35	11	22	21			1	55
36 - 45	6	3				1	10
46 - 55	5	4	2	1			12
56+	2	1	2				5
INITIAL REASON FOR STOP							
Vehicle Code Moving Violation	27	28	50	4		2	111
Vehicle Code Pedestrian Violation		1					1
Vehicle Code Equipment/Registration Violation	18	33	42	1		3	97
Municipal Code Violation	9	2	5		1	1	18
Suspect Flight							
Consensual			4			1	5
Call For Service	10	7	11	1		2	31
Department Briefing (Crime Broadcast, Bulletins, Roll Call)	3	4	2				9
Penal Code Violation	1	3	12				16
Health & Safety Code Violation	7	2	6	1			16
Other		1					1
PAT DOWN/FRISK SEARCH CONDUCTED?							
Yes	34	62	91	3		4	194
DETAINEE ASKED TO SUBMIT TO CONSENSUAL SEARCH?							
Yes	11	18	24	2		1	56
GRANTED?							
Yes	11	17	24	2		1	55
WAS SEARCH CONDUCTED?							
Yes	34	56	82	3		4	179
IF WARRANTLESS SEARCH CONDUCTED, SEARCH							
Parole/Probation	1	9	6				16
Odor of Contraband	14	16	16	1			47
Incident to Pat Down/Frisk	14	19	41	1		2	77
Incident to Arrest	15	5	18	1		1	40
Impound Authority		4	6				10
Visible Contraband	10	4	1				15
Consent	11	16	22	2		1	52
Other		2	2				4
IF SEARCH WAS CONDUCTED, WHAT WAS SEARCHED?							
Vehicle	14	17	24	2			57
Person	32	52	80	3		4	171
Container	4		1				5
Other			2				2
WAS ANYTHING DISCOVERED/SEIZED?							
Yes	17	15	20	1			53
IF SEARCH WAS CONDUCTED, WHAT WAS DISCOVERED?							
Weapons		1					1
Money	1		2				3
Drugs	12	8	5	1			26
Alcohol			4				4
Other Contraband	3	1	2				6
Other Evidence of Crime	1	1	4				6
Other Property	3	1	2				6
Vehicle		3	4				7
ACTION TAKEN:							
Warning	9	12	12			2	35
Citation	24	8	33	3		2	70
Arrest - Total	21	14	26	1	1	1	64
Booking - Yes	10	9	11			1	31
Booking - No	11	5	15	1	1		33
Release From Custody	3	2	6	1			12
Field Interview Completed	42	58	86	2		6	194
None	2	10	5	1			18

**LOS ANGELES POLICE DEPARTMENT  
FIELD DATA STATISTICS  
OWB - Pacific Area**

DESCRIPTION OF ITEM	DRIVER						Total
	White	Black	Hispanic	Asian	Amer. Ind.	Other	
<b>NUMBER OF DRIVERS</b>							
	4282	2261	3124	982	53	250	10952
<b>GENDER</b>							
Male	2927	1474	2384	678	44	214	7721
Female	1355	787	740	304	9	36	3231
<b>APPARENT AGE</b>							
1 - 17	31	40	48	3			122
18 - 25	892	571	972	249	14	41	2739
26 - 35	1304	662	939	311	23	79	3318
36 - 45	987	545	696	211	7	55	2501
46 - 55	667	307	342	126	7	50	1499
56+	401	136	127	82	2	25	773
<b>INITIAL REASON FOR STOP</b>							
Vehicle Code Moving Violation	1618	679	1079	412	32	101	3921
Vehicle Code Pedestrian Violation	12	2	14				28
Vehicle Code Equipment/Registration Violation	2535	1504	1918	551	20	139	6667
Municipal Code Violation	48	17	26	8	1	5	105
Suspect Flight		2	5				7
Consensual	2	5	3				10
Call For Service	27	17	26	4		2	76
Department Briefing (Crime Broadcast, Bulletins, Roll Call)	7	7	5	2		1	22
Penal Code Violation	18	10	20	4		2	54
Health & Safety Code Violation	8	11	12	1			32
Other	7	7	16				30
<b>DID DRIVER EXIT VEHICLE?</b>							
Yes	464	390	621	85	6	32	1598
No	3818	1871	2503	897	47	218	9354
<b>DID YOU ASK DRIVER TO EXIT?</b>							
Yes	268	291	503	28	4	11	1105
<b>PAT DOWN/FRISK SEARCH CONDUCTED?</b>							
Yes	169	193	336	15	1	4	718
<b>DETAINEE ASKED TO SUBMIT TO CONSENSUAL SEARCH?</b>							
Yes	98	109	174	6		2	389
<b>GRANTED?</b>							
Yes	90	106	164	5		2	367
<b>WAS SEARCH CONDUCTED?</b>							
Yes	206	248	420	16		6	896
<b>IF WARRANTLESS SEARCH CONDUCTED, SEARCH</b>							
Parole/Probation	7	39	44				90
Odor of Contraband	6	8	13	2			29
Incident to Pat Down/Frisk	34	44	71	1		1	151
Incident to Arrest	71	54	124	6			255
Impound Authority	74	93	184	8		3	362
Visible Contraband	4	3	7				14
Consent	90	108	164	5		2	369
Other	3	2	4	2		1	12
<b>IF SEARCH WAS CONDUCTED, WHAT WAS SEARCHED?</b>							
Vehicle	148	194	328	11		4	685
Person	143	165	294	9		3	614
Container	12	5	9	1		1	28
Other	2		1				3
<b>WAS ANYTHING DISCOVERED/SEIZED?</b>							
Yes	111	121	248	10		3	493
<b>IF SEARCH WAS CONDUCTED, WHAT WAS DISCOVERED?</b>							
Weapons	3	4	6				13
Money	1	3	5	2			11
Drugs	25	20	39	1			85
Alcohol	3	2	10				15
Other Contraband	3	3	5				11
Other Evidence of Crime	5	4	6				15
Other Property	4	8	10	1			23
Vehicle	76	85	182	8		3	354
<b>ACTION TAKEN:</b>							
Warning	369	252	259	50	4	11	945
Citation	3786	1921	2724	914	49	236	9630
Arrest - Total	287	208	286	28	5	6	820
Booking - Yes	56	43	92	7			198



**LOS ANGELES POLICE DEPARTMENT**  
**FIELD DATA STATISTICS**  
**OWB - Pacific Area**

DESCRIPTION OF ITEM	DRIVER						
	White	Black	Hispanic	Asian	Amer. Ind.	Other	Total
Booking - No	231	165	194	21	5	6	622
Release From Custody	16	8	18	2		1	45
Field Interview Completed	210	186	275	31	1	10	713
None	25	14	14	6		1	60

**LOS ANGELES POLICE DEPARTMENT  
FIELD DATA STATISTICS  
OWB - Pacific Area**

DESCRIPTION OF ITEM	PEDESTRIAN						
	White	Black	Hispanic	Asian	Amer. Ind.	Other	Total
<b>NUMBER OF PEDESTRIANS</b>							
	2218	1556	1837	104	33	43	5791
<b>GENDER</b>							
Male	1741	1220	1562	65	31	36	4655
Female	477	336	275	39	2	7	1136
<b>APPARENT AGE</b>							
1 - 17	115	214	520	15	1	5	870
18 - 25	327	246	456	22	2	8	1061
26 - 35	534	244	332	35	7	11	1163
36 - 45	584	385	296	15	11	10	1301
46 - 55	488	362	167	13	11	6	1047
56+	170	105	66	4	1	3	349
<b>INITIAL REASON FOR STOP</b>							
Vehicle Code Moving Violation	92	46	55	3		2	198
Vehicle Code Pedestrian Violation	207	127	130	19	2	9	494
Vehicle Code Equipment/Registration Violation	38	37	44	1	1	1	122
Municipal Code Violation	945	552	792	20	17	12	2338
Suspect Flight	8	16	9				33
Consensual	129	190	139	18		2	478
Call For Service	297	235	222	25	4	8	791
Department Briefing (Crime Broadcast, Bulletins, Roll Call)	24	40	61	3			128
Penal Code Violation	189	145	228	10	3	8	583
Health & Safety Code Violation	129	113	63	4	1		310
Other	160	55	94	1	5	1	316
<b>PAT DOWN/FRISK SEARCH CONDUCTED?</b>							
Yes	728	731	856	36	15	19	2385
<b>DETAINEE ASKED TO SUBMIT TO CONSENSUAL SEARCH?</b>							
Yes	280	325	302	15	5	7	934
<b>GRANTED?</b>							
Yes	258	309	284	15	4	6	876
<b>WAS SEARCH CONDUCTED?</b>							
Yes	658	693	730	35	12	18	2146
<b>IF WARRANTLESS SEARCH CONDUCTED, SEARCH</b>							
Parole/Probation	63	144	83			1	291
Odor of Contraband	16	12	16				44
Incident to Pat Down/Frisk	179	175	217	6	1	5	583
Incident to Arrest	372	349	350	27	9	11	1118
Impound Authority		1	1				2
Visible Contraband	43	23	37	1	1		105
Consent	265	309	285	15	6	6	886
Other	3	3	8				14
<b>IF SEARCH WAS CONDUCTED, WHAT WAS SEARCHED?</b>							
Vehicle	8	13	12		1		34
Person	630	676	711	35	11	18	2081
Container	85	69	63	9	1	1	228
Other	15	11	15			1	42
<b>WAS ANYTHING DISCOVERED/SEIZED?</b>							
Yes	177	178	150	5	5	3	518
<b>IF SEARCH WAS CONDUCTED, WHAT WAS DISCOVERED?</b>							
Weapons	11	5	12				28
Money	4	17	7				28
Drugs	73	83	47	3	2	1	209
Alcohol	39	24	38		1	1	103
Other Contraband	32	28	20	2		1	83
Other Evidence of Crime	18	26	35	1			80
Other Property	16	26	20		2		64
Vehicle		3	1				4
<b>ACTION TAKEN:</b>							
Warning	222	183	194	8		4	611
Citation	359	297	505	32	2	15	1210
Arrest - Total	1357	794	1006	38	28	20	3243
Booking - Yes	324	315	267	27	9	11	953
Booking - No	1033	479	739	11	19	9	2290
Release From Custody	919	339	500	8	18	8	1792
Field Interview Completed	770	784	752	52	6	16	2380
None	34	39	35	4	1		113

**LOS ANGELES POLICE DEPARTMENT  
FIELD DATA STATISTICS  
OWB - Pacific Area**

DESCRIPTION OF ITEM	PASSENGER						
	White	Black	Hispanic	Asian	Amer. Ind.	Other	Total
NUMBER OF PASSENGERS							
	113	126	218	3	1	2	463
GENDER							
Male	76	87	169	2	1	2	337
Female	37	39	49	1			126
APPARENT AGE							
1 - 17	2	14	46	1			63
18 - 25	57	52	119	1		2	231
26 - 35	24	27	34				85
36 - 45	13	21	15	1			50
46 - 55	14	11	3		1		29
56+	3	1	1				5
INITIAL REASON FOR STOP							
Vehicle Code Moving Violation	32	39	98	2		2	173
Vehicle Code Pedestrian Violation	2	1	6				9
Vehicle Code Equipment/Registration Violation	24	50	57				131
Municipal Code Violation	14	5	18				37
Suspect Flight			2				2
Consensual	5	6	8				19
Call For Service	15	5	14	1	1		36
Department Briefing (Crime Broadcast, Bulletins, Roll Call)	2	2	2				6
Penal Code Violation	9	10	10				29
Health & Safety Code Violation	9	5	2				16
Other	1	3	1				5
PAT DOWN/FRISK SEARCH CONDUCTED?							
Yes	45	77	98		1	1	222
DETAINEE ASKED TO SUBMIT TO CONSENSUAL SEARCH?							
Yes	19	33	29	1	1		83
GRANTED?							
Yes	19	33	28	1	1		82
WAS SEARCH CONDUCTED?							
Yes	46	68	85	1	1	1	202
IF WARRANTLESS SEARCH CONDUCTED, SEARCH							
Parole/Probation	8	20	15				43
Odor of Contraband	1	3	6				10
Incident to Pat Down/Frisk	9	13	35				57
Incident to Arrest	17	19	23				59
Impound Authority	5	1	4			1	11
Visible Contraband	4	2	5				11
Consent	19	34	29	1	1		84
Other	3	1	1				5
IF SEARCH WAS CONDUCTED, WHAT WAS SEARCHED?							
Vehicle	14	17	26			1	58
Person	43	65	79	1	1		189
Container	4	2	3				9
Other		1	2				3
WAS ANYTHING DISCOVERED/SEIZED?							
Yes	19	22	29		1	1	72
IF SEARCH WAS CONDUCTED, WHAT WAS DISCOVERED?							
Weapons	1	1	3				5
Money			3				3
Drugs	12	16	9				37
Alcohol	1	4	1		1		7
Other Contraband	4	1	6				11
Other Evidence of Crime		1	3				4
Other Property	2		3				5
Vehicle	2	2	4			1	9
ACTION TAKEN:							
Warning	16	14	18				48
Citation	39	33	113	2	1	1	189
Arrest - Total	31	32	38	1	1		103
Booking - Yes	21	17	20	1			59
Booking - No	10	15	18		1		44
Release From Custody	9	11	4				24
Field Interview Completed	49	70	85	1		1	206
None	3	6	8				17

**LOS ANGELES POLICE DEPARTMENT  
FIELD DATA STATISTICS  
OWB - WEST BUREAU**

DESCRIPTION OF ITEM	DRIVER						Total
	White	Black	Hispanic	Asian	Amer. Ind.	Other	
<b>NUMBER OF DRIVERS</b>							
	302	167	1071	32	2	13	1587
<b>GENDER</b>							
Male	250	145	973	25	2	12	1407
Female	52	22	98	7		1	180
<b>APPARENT AGE</b>							
1 - 17	4		34				38
18 - 25	110	62	514	11		5	702
26 - 35	105	58	363	8		4	538
36 - 45	55	36	127	5	1	3	227
46 - 55	22	10	30	8		1	71
56+	6	1	3		1		11
<b>INITIAL REASON FOR STOP</b>							
Vehicle Code Moving Violation	138	65	435	13		6	657
Vehicle Code Pedestrian Violation	1	1	2		1		5
Vehicle Code Equipment/Registration Violation	148	88	557	14	1	5	813
Municipal Code Violation	3	2	11	3			19
Suspect Flight		1	3				4
Consensual	3		4				7
Call For Service	1	1					2
Department Briefing (Crime Broadcast, Bulletins, Roll Call)	2	1	11	1			15
Penal Code Violation	3	8	27	1		2	41
Health & Safety Code Violation	1		2				3
Other	2		19				21
<b>DID DRIVER EXIT VEHICLE?</b>							
Yes	149	95	606	8		10	868
No	153	72	465	24	2	3	719
<b>DID YOU ASK DRIVER TO EXIT?</b>							
Yes	119	81	541	4		10	755
<b>PAT DOWN/FRISK SEARCH CONDUCTED?</b>							
Yes	99	69	487	2		8	665
<b>DETAINEE ASKED TO SUBMIT TO CONSENSUAL SEARCH?</b>							
Yes	58	40	328	3		7	436
<b>GRANTED?</b>							
Yes	55	39	326	3		6	429
<b>WAS SEARCH CONDUCTED?</b>							
Yes	122	72	511	5		7	717
<b>IF WARRANTLESS SEARCH CONDUCTED, SEARCH</b>							
Parole/Probation	20	15	54				89
Odor of Contraband	10	6	19				35
Incident to Pat Down/Frisk	19	11	70			2	102
Incident to Arrest	40	25	115	1		2	183
Impound Authority	33	19	142	1		1	196
Visible Contraband	15	3	21				39
Consent	58	40	330	4		6	438
Other	1		3				4
<b>IF SEARCH WAS CONDUCTED, WHAT WAS SEARCHED?</b>							
Vehicle	94	59	410	4		6	573
Person	109	64	442	4		7	626
Container	3	2	8				13
Other	3		4				7
<b>WAS ANYTHING DISCOVERED/SEIZED?</b>							
Yes	65	42	245	2		2	356
<b>IF SEARCH WAS CONDUCTED, WHAT WAS DISCOVERED?</b>							
Weapons	4		12	1			17
Money		5	9				14
Drugs	24	18	40	1		1	84
Alcohol	1	1	5				7
Other Contraband	5	2	16	1			24
Other Evidence of Crime	12	4	14				30
Other Property	11	8	55				74
Vehicle	18	14	126			1	159
<b>ACTION TAKEN:</b>							
Warning	166	98	594	24	2	5	889
Citation	82	38	292	6		4	422
Arrest - Total	52	28	163	1		3	247
Booking - Yes	39	23	100	1		1	164

**LOS ANGELES POLICE DEPARTMENT  
FIELD DATA STATISTICS  
OWB - WEST BUREAU**

DESCRIPTION OF ITEM	DRIVER						
	White	Black	Hispanic	Asian	Amer. Ind.	Other	Total
Booking - No	13	5	63			2	83
Release From Custody	2	2					4
Field Interview Completed	63	44	260	4		6	377
None	5	4	39			1	49

**LOS ANGELES POLICE DEPARTMENT  
FIELD DATA STATISTICS  
OWB - WEST BUREAU**

DESCRIPTION OF ITEM	PEDESTRIAN						
	White	Black	Hispanic	Asian	Amer. Ind.	Other	Total
<b>NUMBER OF PEDESTRIANS</b>							
	223	173	961	6	3	6	1372
<b>GENDER</b>							
Male	185	148	913	6	3	6	1261
Female	38	25	48				111
<b>APPARENT AGE</b>							
1 - 17	16	21	267	2	1	1	308
18 - 25	52	72	398		2		524
26 - 35	71	26	175	1		5	278
36 - 45	52	31	91	2			176
46 - 55	26	18	24	1			69
56+	6	5	6				17
<b>INITIAL REASON FOR STOP</b>							
Vehicle Code Moving Violation	9	6	48				63
Vehicle Code Pedestrian Violation	21	10	136	1	1		169
Vehicle Code Equipment/Registration Violation	7	6	45			1	59
Municipal Code Violation	36	32	211		1		280
Suspect Flight	4	2	19				25
Consensual	59	67	259	2	1		388
Call For Service	3	5	16				24
Department Briefing (Crime Broadcast, Bulletins, Roll Call)	7	5	31				43
Penal Code Violation	34	23	102	2		1	162
Health & Safety Code Violation	27	15	68	1		1	112
Other	16	2	26			3	47
<b>PAT DOWN/FRISK SEARCH CONDUCTED?</b>							
Yes	162	138	764	4		3	1071
<b>DETAINEE ASKED TO SUBMIT TO CONSENSUAL SEARCH?</b>							
Yes	112	94	524	3		1	734
<b>GRANTED?</b>							
Yes	110	90	519	3		1	723
<b>WAS SEARCH CONDUCTED?</b>							
Yes	178	136	747	5		6	1072
<b>IF WARRANTLESS SEARCH CONDUCTED, SEARCH</b>							
Parole/Probation	63	43	183	1		2	292
Odor of Contraband	3	4	14				21
Incident to Pat Down/Frisk	30	12	96			1	139
Incident to Arrest	54	27	156	2		3	242
Impound Authority	5		4				9
Visible Contraband	10	5	30				45
Consent	113	90	512	3		2	720
Other	2		12			2	16
<b>IF SEARCH WAS CONDUCTED, WHAT WAS SEARCHED?</b>							
Vehicle	15	3	23			1	42
Person	171	136	726	5		4	1042
Container	11	9	39	1		1	61
Other	17	3	51			3	74
<b>WAS ANYTHING DISCOVERED/SEIZED?</b>							
Yes	72	34	195	3		2	306
<b>IF SEARCH WAS CONDUCTED, WHAT WAS DISCOVERED?</b>							
Weapons	8	1	19				28
Money	2		5				7
Drugs	36	14	76	1		1	128
Alcohol	8	6	25				39
Other Contraband	11	2	37				50
Other Evidence of Crime	11	3	25	1		1	41
Other Property	23	16	60	2		1	102
Vehicle			1				1
<b>ACTION TAKEN:</b>							
Warning	56	51	261	1	1		370
Citation	6	15	121				142
Arrest - Total	91	47	302	2		5	447
Booking - Yes	73	27	151	2		3	256
Booking - No	18	20	151			2	191
Release From Custody	15	6	79			2	102
Field Interview Completed	127	91	505	5	2	5	735
None	16	27	110		1		154

**LOS ANGELES POLICE DEPARTMENT  
FIELD DATA STATISTICS  
OWB - WEST BUREAU**

DESCRIPTION OF ITEM	PASSENGER						
	White	Black	Hispanic	Asian	Amer. Ind.	Other	Total
NUMBER OF PASSENGERS							
	39	52	306	7		4	408
GENDER							
Male	25	41	258	6		4	334
Female	14	11	48	1			74
APPARENT AGE							
1 - 17	5	5	40	1			51
18 - 25	11	28	185	4		2	230
26 - 35	16	12	60	1		1	90
36 - 45	4	4	19	1		1	29
46 - 55	3	3	2				8
56+							
INITIAL REASON FOR STOP							
Vehicle Code Moving Violation	20	24	105	3			152
Vehicle Code Pedestrian Violation		1	1				2
Vehicle Code Equipment/Registration Violation	15	14	151	2		4	186
Municipal Code Violation	1		6	1			8
Suspect Flight		1	4				5
Consensual		4	9				13
Call For Service			1				1
Department Briefing (Crime Broadcast, Bulletins, Roll Call)	1	1	3				5
Penal Code Violation	1	6	14	1			22
Health & Safety Code Violation	1	1	7				9
Other			5				5
PAT DOWN/FRISK SEARCH CONDUCTED?							
Yes	19	36	223	5			283
DETAINEE ASKED TO SUBMIT TO CONSENSUAL SEARCH?							
Yes	8	23	139	5			175
GRANTED?							
Yes	8	23	136	5			172
WAS SEARCH CONDUCTED?							
Yes	17	40	197	6			260
IF WARRANTLESS SEARCH CONDUCTED, SEARCH							
Parole/Probation	3	8	40	1			52
Odor of Contraband	1	5	9				15
Incident to Pat Down/Frisk	4	4	28				36
Incident to Arrest	5	6	39				50
Impound Authority	1	4	4				9
Visible Contraband	2	2	19				23
Consent	8	24	136	6			174
Other			1				1
IF SEARCH WAS CONDUCTED, WHAT WAS SEARCHED?							
Vehicle	2	14	47	1			64
Person	16	35	192	5			248
Container	1	1	4				6
Other			5				5
WAS ANYTHING DISCOVERED/SEIZED?							
Yes	6	19	64	1			90
IF SEARCH WAS CONDUCTED, WHAT WAS DISCOVERED?							
Weapons	1	1	10				12
Money		3	5				8
Drugs	2	8	23				33
Alcohol		1	7				8
Other Contraband		1	6				7
Other Evidence of Crime		2	10				12
Other Property	4	6	14	1			25
Vehicle		3	2				5
ACTION TAKEN:							
Warning	10	14	57	5		4	90
Citation	4	3	21				28
Arrest - Total	6	12	61				79
Booking - Yes	3	9	48				60
Booking - No	3	3	13				19
Release From Custody	1	2	3				6
Field Interview Completed	11	28	166	2			207
None	14	5	64	1			84

**LOS ANGELES POLICE DEPARTMENT  
FIELD DATA STATISTICS  
OWB - West Traffic Division**

DESCRIPTION OF ITEM	DRIVER						
	White	Black	Hispanic	Asian	Amer. Ind.	Other	Total
<b>NUMBER OF DRIVERS</b>							
	22466	5566	10938	5439	77	773	45259
<b>GENDER</b>							
Male	14657	3362	8099	3369	52	562	30101
Female	7809	2204	2839	2070	25	211	15158
<b>APPARENT AGE</b>							
1 - 17	287	33	123	29	2	1	475
18 - 25	4439	1154	3138	1119	23	164	10037
26 - 35	6502	1640	3614	1715	12	220	13703
36 - 45	5223	1370	2434	1117	27	164	10335
46 - 55	3356	831	1178	815	5	143	6328
56+	2659	538	451	644	8	81	4381
<b>INITIAL REASON FOR STOP</b>							
Vehicle Code Moving Violation	13824	3242	5712	3110	52	496	26436
Vehicle Code Pedestrian Violation	48	10	30	9		1	98
Vehicle Code Equipment/Registration Violation	5588	1658	4089	1267	20	167	12789
Municipal Code Violation	2863	611	979	1023	5	103	5584
Suspect Flight		1	1				2
Consensual	2		3				5
Call For Service	107	33	98	22		3	263
Department Briefing (Crime Broadcast, Bulletins, Roll Call)	4		3				7
Penal Code Violation	10	7	12	4			33
Health & Safety Code Violation	5		1	2			8
Other	15	4	10	2		3	34
<b>DID DRIVER EXIT VEHICLE?</b>							
Yes	1714	550	2297	395	7	96	5059
No	20752	5016	8641	5044	70	677	40200
<b>DID YOU ASK DRIVER TO EXIT?</b>							
Yes	841	217	1256	131	4	27	2476
<b>PAT DOWN/FRISK SEARCH CONDUCTED?</b>							
Yes	232	69	198	41		9	549
<b>DETAINEE ASKED TO SUBMIT TO CONSENSUAL SEARCH?</b>							
Yes	208	75	227	41	1	3	555
<b>GRANTED?</b>							
Yes	61	40	144	9	1	3	258
<b>WAS SEARCH CONDUCTED?</b>							
Yes	689	198	1245	90	3	18	2243
<b>IF WARRANTLESS SEARCH CONDUCTED, SEARCH</b>							
Parole/Probation	1	1					2
Odor of Contraband	10	6	12			1	29
Incident to Pat Down/Frisk	35	17	33	5		4	94
Incident to Arrest	313	65	203	50		12	643
Impound Authority	443	147	1112	54	2	7	1765
Visible Contraband	5	1	7				13
Consent	61	40	144	9	1	3	258
Other	1						1
<b>IF SEARCH WAS CONDUCTED, WHAT WAS SEARCHED?</b>							
Vehicle	473	155	1147	57	3	8	1843
Person	316	71	223	50		13	673
Container	9	1	9	1			20
Other	1						1
<b>WAS ANYTHING DISCOVERED/SEIZED?</b>							
Yes	469	160	1142	58	3	10	1842
<b>IF SEARCH WAS CONDUCTED, WHAT WAS DISCOVERED?</b>							
Weapons		1	1				2
Money	6	9	15	1			31
Drugs	5	5	3			1	14
Alcohol	7	2	23				32
Other Contraband	1						1
Other Evidence of Crime	2						2
Other Property	25	26	71	4	1	3	130
Vehicle	429	128	1043	54	2	6	1662
<b>ACTION TAKEN:</b>							
Warning	6910	1674	2668	2012	13	227	13504
Citation	15215	3839	8088	3374	64	531	31111
Arrest - Total	346	72	234	57		14	723
Booking - Yes	325	65	214	52		12	668



**LOS ANGELES POLICE DEPARTMENT  
FIELD DATA STATISTICS  
OWB - West Traffic Division**

DESCRIPTION OF ITEM	DRIVER						
	White	Black	Hispanic	Asian	Amer. Ind.	Other	Total
Booking - No	21	7	20	5		2	55
Release From Custody	6	1	7	1		2	17
Field Interview Completed	306	60	195	50		9	620
None	24	6	9	5		1	45

**LOS ANGELES POLICE DEPARTMENT  
FIELD DATA STATISTICS  
OWB - West Traffic Division**

DESCRIPTION OF ITEM	PEDESTRIAN						
	White	Black	Hispanic	Asian	Amer. Ind.	Other	Total
<b>NUMBER OF PEDESTRIANS</b>							
	681	254	584	174	3	30	1726
<b>GENDER</b>							
Male	471	185	435	90	2	24	1207
Female	210	69	149	84	1	6	519
<b>APPARENT AGE</b>							
1 - 17	12	22	47	3		1	85
18 - 25	176	45	168	50		4	443
26 - 35	232	55	171	35	1	9	503
36 - 45	134	65	102	39	1	12	353
46 - 55	75	45	57	19		3	199
56+	52	22	39	28	1	1	143
<b>INITIAL REASON FOR STOP</b>							
Vehicle Code Moving Violation	93	21	53	28	1	2	198
Vehicle Code Pedestrian Violation	562	209	513	140	2	28	1454
Vehicle Code Equipment/Registration Violation	2	1	1	2			6
Municipal Code Violation	13	10	8	3			34
Suspect Flight							
Consensual	4	1	2				7
Call For Service	4	7	1	1			13
Department Briefing (Crime Broadcast, Bulletins, Roll Call)	1	1					2
Penal Code Violation	1	3	3				7
Health & Safety Code Violation	1		2				3
Other		1	1				2
<b>PAT DOWN/FRISK SEARCH CONDUCTED?</b>							
Yes	17	17	16				50
<b>DETAINEE ASKED TO SUBMIT TO CONSENSUAL SEARCH?</b>							
Yes	8	10	4	1			23
<b>GRANTED?</b>							
Yes	6	9	3	1			19
<b>WAS SEARCH CONDUCTED?</b>							
Yes	15	17	14	1			47
<b>IF WARRANTLESS SEARCH CONDUCTED, SEARCH</b>							
Parole/Probation	1	2	2				5
Odor of Contraband		1					1
Incident to Pat Down/Frisk	3	7	3				13
Incident to Arrest	8	8	3	1			20
Impound Authority	1		1				2
Visible Contraband			4				4
Consent	6	9	3	1			19
Other							
<b>IF SEARCH WAS CONDUCTED, WHAT WAS SEARCHED?</b>							
Vehicle	1		1				2
Person	14	17	13	1			45
Container		1	1				2
Other							
<b>WAS ANYTHING DISCOVERED/SEIZED?</b>							
Yes	3	3	7				13
<b>IF SEARCH WAS CONDUCTED, WHAT WAS DISCOVERED?</b>							
Weapons							
Money	1		1				2
Drugs	1	1					2
Alcohol			4				4
Other Contraband			1				1
Other Evidence of Crime							
Other Property	1	2	1				4
Vehicle	1		1				2
<b>ACTION TAKEN:</b>							
Warning	80	23	33	10		3	149
Citation	586	219	540	163	3	25	1536
Arrest - Total	15	10	7	1			33
Booking - Yes	9	8	3	1			21
Booking - No	6	2	4				12
Release From Custody	4	1	4				9
Field Interview Completed	13	16	9	1			39
None	1		2			2	5

**LOS ANGELES POLICE DEPARTMENT  
FIELD DATA STATISTICS  
OWB - West Traffic Division**

DESCRIPTION OF ITEM	PASSENGER						
	White	Black	Hispanic	Asian	Amer. Ind.	Other	Total
NUMBER OF PASSENGERS							
	106	32	76	23		4	241
GENDER							
Male	62	17	57	13		3	152
Female	44	15	19	10		1	89
APPARENT AGE							
1 - 17	3	1	3				7
18 - 25	38	12	30	8			88
26 - 35	22	8	20	4		1	55
36 - 45	21	4	15	6		3	49
46 - 55	10	5	8	3			26
56+	12	2		2			16
INITIAL REASON FOR STOP							
Vehicle Code Moving Violation	102	28	65	20		4	219
Vehicle Code Pedestrian Violation			1	1			2
Vehicle Code Equipment/Registration Violation	3	3	7	2			15
Municipal Code Violation	1		3				4
Suspect Flight							
Consensual							
Call For Service		1					1
Department Briefing (Crime Broadcast, Bulletins, Roll Call)							
Penal Code Violation							
Health & Safety Code Violation							
Other							
PAT DOWN/FRISK SEARCH CONDUCTED?							
Yes	1	1	4				6
DETAINEE ASKED TO SUBMIT TO CONSENSUAL SEARCH?							
Yes	1		1				2
GRANTED?							
Yes	1		1				2
WAS SEARCH CONDUCTED?							
Yes	8	3	7				18
IF WARRANTLESS SEARCH CONDUCTED, SEARCH							
Parole/Probation							
Odor of Contraband	5	1	2				8
Incident to Pat Down/Frisk		1	2				3
Incident to Arrest	1	1	3				5
Impound Authority	2		1				3
Visible Contraband	2		3				5
Consent	1		1				2
Other							
IF SEARCH WAS CONDUCTED, WHAT WAS SEARCHED?							
Vehicle	7	1	5				13
Person	1	2	4				7
Container							
Other							
WAS ANYTHING DISCOVERED/SEIZED?							
Yes	8	1	4				13
IF SEARCH WAS CONDUCTED, WHAT WAS DISCOVERED?							
Weapons							
Money	1						1
Drugs			1				1
Alcohol	5	1	2				8
Other Contraband							
Other Evidence of Crime							
Other Property	1						1
Vehicle	2		1				3
ACTION TAKEN:							
Warning	21	4	8	5			38
Citation	85	26	63	18		4	196
Arrest - Total	1	1	4				6
Booking - Yes	1	1	3				5
Booking - No			1				1
Release From Custody			1				1
Field Interview Completed	2	3	3				8
None		1	1				2

# ARREST STATISTICS

GEOGRAPHIC AREAS

OTHER BUREAUS AND DIVISIONS



**Arrests By Geographic Areas - Total Numbers**  
**From January 1 to June 30, 2007**

Division	Ethnicity					Total
	Asian	Black	Hispanic	White	Other	
1	21	2,864	1,473	535	629	5,522
2	19	671	3,127	356	535	4,708
3	6	3,287	1,250	73	355	4,971
4	9	70	2,196	46	256	2,577
5	11	543	2,223	744	293	3,814
6	19	1,732	1,825	1,781	636	5,993
7	61	1,323	1,929	335	432	4,080
8	9	510	517	1,003	177	2,216
9	18	539	1,763	797	358	3,475
10	17	311	1,516	1,173	371	3,388
11	47	181	2,325	381	296	3,230
12	3	3,187	1,320	67	582	5,159
13	3	1,328	1,645	128	380	3,484
14	14	1,173	1,554	1,951	411	5,103
15	7	225	1,500	494	271	2,497
16	12	298	1,656	403	235	2,604
17	19	183	796	490	178	1,666
18	3	3,548	1,743	69	529	5,892
19	15	393	2,623	515	280	3,826

*Report Prepared By LAPD - Information Technology Division*

**Arrests By Geographic Areas - Percentage**  
**From January 1 to June 30, 2007**

Division	Total	Ethnicity				
		Asian	Black	Hispanic	White	Other
1	5,522	0.4%	51.9%	26.7%	9.7%	11.4%
2	4,708	0.4%	14.3%	66.4%	7.6%	11.4%
3	4,971	0.1%	66.1%	25.1%	1.5%	7.1%
4	2,577	0.3%	2.7%	85.2%	1.8%	9.9%
5	3,814	0.3%	14.2%	58.3%	19.5%	7.7%
6	5,993	0.3%	28.9%	30.5%	29.7%	10.6%
7	4,080	1.5%	32.4%	47.3%	8.2%	10.6%
8	2,216	0.4%	23.0%	23.3%	45.3%	8.0%
9	3,475	0.5%	15.5%	50.7%	22.9%	10.3%
10	3,388	0.5%	9.2%	44.7%	34.6%	11.0%
11	3,230	1.5%	5.6%	72.0%	11.8%	9.2%
12	5,159	0.1%	61.8%	25.6%	1.3%	11.3%
13	3,484	0.1%	38.1%	47.2%	3.7%	10.9%
14	5,103	0.3%	23.0%	30.5%	38.2%	8.1%
15	2,497	0.3%	9.0%	60.1%	19.8%	10.9%
16	2,604	0.5%	11.4%	63.6%	15.5%	9.0%
17	1,666	1.1%	11.0%	47.8%	29.4%	10.7%
18	5,892	0.1%	60.2%	29.6%	1.2%	9.0%
19	3,826	0.4%	10.3%	68.6%	13.5%	7.3%

*Report Prepared By LAPD - Information Technology Division*

**Arrests by Other Bureaus & Divisions  
From January 1 to June 30, 2007**

<b>Division</b>	<b>Ethnicity</b>					<b>Total</b>
	<b>Asian</b>	<b>Black</b>	<b>Hispanic</b>	<b>White</b>	<b>Other</b>	
Detective Headquarters Division	1	1	5	2	3	12
Detective Support Division	3	264	286	114	168	835
Commercial Crimes Division	2	22	26	18	27	95
Robbery Homicide Division	2	12	6	4	6	30
Burglary Auto Theft Division	0	9	47	7	11	74
Juvenile Division	0	20	68	11	7	106
Metropolitan Division	0	1,140	267	73	191	1,671
Narcotics Division	12	1,399	1,795	612	388	4,206
Organized Crime Intelligence Division	0	1	1	1	0	3
Anti-Terrorists Division	0	0	2	3	7	12
<b>Total Arrests</b>	<b>20</b>	<b>2,868</b>	<b>2,503</b>	<b>845</b>	<b>808</b>	<b>7,044</b>

# DISCIPLINE STATISTICS

SUSTAINED ALLEGATIONS BY BUREAU

SUSTAINED ALLEGATIONS BY RANK

CLOSED COMPLAINT DISPOSITIONS





# Sustained Allegations by Bureau

For Complaints Closed Between January 1, 2007 and June 30, 2007

<b>Classification</b>	<b>OCB</b>	<b>OSB</b>	<b>OWB</b>	<b>OVB</b>	<b>DB</b>	<b>SOB</b>	<b>OO</b>	<b>OSS</b>	<b>OCOP*</b>	<b>PC</b>	<b>IMTB</b>	<b>OTHER**</b>	<b>TOTAL</b>
Neglect of Duty	46	65	72	67	11	10	9	38	4	0	0	35	<b>357</b>
Preventable Traffic Collision	57	63	60	46	20	14	2	6	7	0	0	6	<b>281</b>
Unbecoming Conduct	41	39	20	48	10	19	12	25	6	0	4	12	<b>236</b>
Failure to Qualify	28	28	16	31	17	9	1	10	6	0	3	6	<b>155</b>
Failure to Appear	13	18	9	10	2	0	0	0	0	0	1	0	<b>53</b>
Improper Remark	17	0	4	4	1	0	0	15	2	0	0	2	<b>45</b>
Unauthorized Tactics	11	14	7	5	0	2	0	0	0	0	0	2	<b>41</b>
Discourtesy	16	3	0	10	0	0	2	5	0	0	0	2	<b>38</b>
False Statements	2	4	5	3	2	0	1	10	3	0	0	0	<b>30</b>
Alcohol Related	5	4	4	5	1	0	0	4	0	0	0	2	<b>25</b>
Insubordination	4	8	1	3	2	1	1	1	1	0	0	0	<b>22</b>
Domestic Violence	0	0	4	1	1	3	1	3	0	0	1	0	<b>14</b>
Sexual Misconduct	2	4	0	2	0	0	1	0	0	0	0	4	<b>13</b>
Unauthorized Force	1	4	1	2	0	1	0	0	0	0	0	3	<b>12</b>
Unlawful Search	5	0	0	0	7	0	0	0	0	0	0	0	<b>12</b>
Gender Bias	0	0	0	0	9	0	0	0	0	0	0	0	<b>9</b>
Narcotics/Drugs	3	4	0	0	0	0	0	2	0	0	0	0	<b>9</b>
Shooting Violation	4	0	2	0	0	0	0	0	1	0	0	2	<b>9</b>
Theft	3	1	0	0	3	0	0	2	0	0	0	0	<b>9</b>
Dishonesty	0	1	5	0	0	1	0	0	0	0	0	0	<b>7</b>
Ethnic Remark	2	0	2	2	0	0	0	1	0	0	0	0	<b>7</b>
Off-Duty Altercation	5	0	0	1	0	0	0	0	0	0	0	0	<b>6</b>
False Imprisonment	3	0	0	2	0	0	0	0	0	0	0	0	<b>5</b>
Accidental Discharge	1	0	2	1	0	0	0	0	0	0	0	0	<b>4</b>
Misleading Statements	0	0	1	0	0	0	0	1	1	0	0	0	<b>3</b>
Failure to Report Misconduct	1	0	0	0	0	0	0	1	0	0	0	0	<b>2</b>
Discrimination	0	0	0	0	0	0	0	0	0	0	0	1	<b>1</b>
Other Policy/Rule	0	0	0	0	0	0	0	1	0	0	0	0	<b>1</b>
Retaliation	1	0	0	0	0	0	0	0	0	0	0	0	<b>1</b>
Undetermined	0	0	0	0	0	0	0	0	1	0	0	0	<b>1</b>
<b>Grand Total</b>	<b>271</b>	<b>260</b>	<b>215</b>	<b>243</b>	<b>86</b>	<b>60</b>	<b>30</b>	<b>125</b>	<b>32</b>	<b>0</b>	<b>9</b>	<b>77</b>	<b>1408</b>

\*OSS includes ICSB and ATSB; OCOP includes CDB, COS, CTCIB and PSB.

\*\*Other includes Deactivated, Unassigned, Unknown, and Terminated organizations.

## Key to Bureau Abbreviations

CDB	Consent Decree Bureau	DB	Detective Bureau
COS	Chief of Staff	ATSB	Administrative and Technical Services Bureau
ICSB	Information and Communication Services Bureau	OCB	Operations-Central Bureau
OCOP	Office of Chief of Police	PSB	Professional Standards Bureau
OO	Office of Operations	COS	Chief of Staff
OSS	Office of Support Services	OSB	Operations-South Bureau
OWB	Operations-West Bureau	OVB	Operations-Valley Bureau
SOB	Special Operations Bureau	PC	Police Commission
CTCIB	Counter-Terrorism and Criminal Intelligence Bureau		

# Sustained Allegations by Rank

For Complaints Closed Between January 1, 2007 and June 30, 2007

Classification	STAFF	CAPT	LT	SGT	DET	PO3	PO2	PO1	RES	DET	CIV	CIV	TOTAL	
									OFCR	OFCR	MGMT	PERS		UNK
Neglect of Duty	0	0	2	25	28	54	149	6	2	15	1	52	23	357
Preventable Traffic Collision	0	3	4	15	33	56	147	16	1	0	0	4	2	281
Unbecoming Conduct	0	1	3	9	19	64	85	7	5	10	0	27	6	236
Failure to Qualify	2	1	4	20	24	28	64	11	0	0	0	0	1	155
Failure to Appear	0	0	0	0	3	5	43	2	0	0	0	0	0	53
Improper Remark	0	0	1	4	1	13	17	0	0	0	0	9	0	45
Unauthorized Tactics	0	0	0	2	0	11	25	3	0	0	0	0	0	41
Discourtesy	0	0	0	1	0	10	19	0	0	1	0	5	2	38
False Statements	0	0	0	0	2	2	11	0	1	1	0	13	0	30
Alcohol Related	0	0	0	1	2	4	10	2	1	0	0	5	0	25
Insubordination	0	0	0	0	2	4	9	0	0	1	0	6	0	22
Domestic Violence	0	0	0	0	1	8	0	1	0	1	0	3	0	14
Sexual Misconduct	0	0	0	2	2	1	0	2	0	1	0	1	4	13
Unauthorized Force	0	0	0	1	1	1	7	0	0	0	0	0	2	12
Unlawful Search	0	0	0	0	3	6	3	0	0	0	0	0	0	12
Gender Bias	0	0	9	0	0	0	0	0	0	0	0	0	0	9
Narcotics/Drugs	0	0	0	0	0	0	5	0	0	0	0	4	0	9
Shooting Violation	0	0	0	0	3	3	3	0	0	0	0	0	0	9
Theft	0	0	0	0	4	0	3	0	0	0	0	2	0	9
Dishonesty	0	0	0	0	0	1	1	0	0	0	0	5	0	7
Ethnic Remark	0	0	0	4	0	2	0	0	0	0	0	1	0	7
Off-Duty Altercation	0	0	0	1	0	0	5	0	0	0	0	0	0	6
False Imprisonment	0	0	0	0	0	5	0	0	0	0	0	0	0	5
Accidental Discharge	0	0	0	0	0	2	1	1	0	0	0	0	0	4
Misleading Statements	0	0	0	0	0	0	0	0	0	0	0	3	0	3
Failure to Report Misconduct	0	0	0	1	0	0	0	0	0	0	0	1	0	2
Discrimination	0	0	0	0	0	0	0	0	0	0	0	0	1	1
Other Policy/Rule	0	0	0	0	0	0	0	0	0	0	0	1	0	1
Retaliation	0	0	0	0	0	0	1	0	0	0	0	0	0	1
Undetermined	0	0	0	0	1	0	0	0	0	0	0	0	0	1
<b>Grand Total</b>	<b>2</b>	<b>5</b>	<b>23</b>	<b>86</b>	<b>129</b>	<b>280</b>	<b>608</b>	<b>51</b>	<b>10</b>	<b>30</b>	<b>1</b>	<b>142</b>	<b>41</b>	<b>1408</b>

## Key to Rank Abbreviations

STAFF	Staff Officer (Commander, Deputy Chief, Chief of Police)	RES OFCR	Reserve Officer
CAPT	Captain	DET OFCR	Detention Officer
LT	Lieutenant	CIV MGMT	Civilian Management
SGT	Sergeant	CIV PERS	Civilian Personnel
DET	Detective	UNK	Unknown/Invalid
PO3, PO2, PO1	Police Officer (III, II, I)		

# Closed Complaint Dispositions

Complaints may have one or more disposition and classification of misconduct. .

The following numbers represent all the complaints closed between January 1, through June 30, 2007

## Summary of All Final Allegations

Allegation Type	Number
Neglect of Duty	745
Unbecoming Conduct	571
Discourtesy	472
Unauthorized Force	352
False Imprisonment	180
Preventable Traffic Collision	93
Unauthorized Tactics	83
False Statements	82
Unlawful Search	59
Failure to Qualify	53
Improper Remark	50
Other Policy/Rule	40
Ethnic Remark	40
Racial Profiling	38
Discrimination	35
Retaliation	27
Narcotics/Drugs	20
Sexual Misconduct	20
Theft	15
Failure to Appear	14
Domestic Violence	10
Alcohol Related	8
Insubordination	8
Misleading Statements	6
Shooting Violation	6
Gender Bias	5
Failure to Report Misconduct	4
Dishonesty	2
Off-Duty Altercation	1
<b>Total</b>	<b>3,039</b>

## Summary of Final Dispositions

Disposition	Number
Unfounded	1,359
No Misconduct	368
Sustained	350
Not Resolved	208
Exonerated	188
Insufficient Evidence to Adjudicate	175
Actions Could be Different	91
Non-Department Employee	69
Alternate Complaint Resolution	51
Demonstrably False	37
Policy Procedure	36
Duplicate	24
Guilty	23
Out of Statute	19
Not Guilty	16
Sustained - No Penalty	10
Withdrawn by COP	9
Other Judicial Review	6
<b>Total</b>	<b>3,039</b>

## Penalties Administered on Sustained Complaints

Penalty	Number	Days
Admonishment	135	
Suspension	62	309
Official Reprimand	37	
Resigned	10	
No Action*	10	
No Penalty (S-NP Only)	6	
Removed	3	
Retired	2	
Removed on a Prior BOR	1	
Discharged	1	
<b>Total</b>	<b>267</b>	

# USE OF FORCE STATISTICS

CATEGORICAL USE OF FORCE STATISTICS

NON-CATEGORICAL USE OF FORCE STATISTICS



**CATEGORICAL USE OF FORCE STATISTICS**  
**JANUARY 1, 2007 TO JUNE 30, 2007**

**NUMBER OF SUSPECTS DESCENT BY GEOGRAPHIC AREA**

BUREAU'S	ASIAN	BLACK	CAUCASIAN	LATIN	OTHER	TOTAL
<b>CENTRAL</b>						
Central	0	1	0	0	0	1
Hollenbeck	0	0	0	4	0	4
Newton	0	1	0	1	0	2
Northeast	0	0	0	4	0	4
Rampart	0	1	1	3	0	5
CTD	0	0	0	0	0	0
<b>Sub-Total</b>	<b>0</b>	<b>3</b>	<b>1</b>	<b>12</b>	<b>0</b>	<b>16</b>
<b>SOUTH</b>						
77th	0	3	0	2	0	5
Harbor	0	0	0	1	0	1
Southeast	0	4	0	0	0	4
Southwest	0	3	0	0	0	3
STD	0	0	0	0	0	0
<b>Sub-Total</b>	<b>0</b>	<b>10</b>	<b>0</b>	<b>3</b>	<b>0</b>	<b>13</b>
<b>VALLEY</b>						
Devonshire	0	0	0	0	0	0
Foothill	0	0	0	2	0	2
North Hollywood	0	0	1	0	0	1
Van Nuys	0	0	1	2	0	3
West Valley	0	0	1	0	0	1
Mission	0	0	1	4	0	5
OVB-VCTF	0	0	0	1	0	1
VTD	0	0	0	0	0	0
<b>Sub-Total</b>	<b>0</b>	<b>0</b>	<b>4</b>	<b>9</b>	<b>0</b>	<b>13</b>
<b>WEST</b>						
Hollywood	0	0	0	0	0	0
Pacific	0	1	1	0	0	2
West Los Angeles	0	0	0	0	0	0
Wilshire	0	2	0	1	0	3
WTD	0	0	0	0	0	0
<b>Sub-Total</b>	<b>0</b>	<b>3</b>	<b>1</b>	<b>1</b>	<b>0</b>	<b>5</b>
<b>DETECTIVE</b>						
DB/GOSD	0	0	0	1	0	1
Juvenile	0	0	0	0	0	0
Narcotics	0	0	0	0	0	0
<b>Sub-Total</b>	<b>0</b>	<b>0</b>	<b>0</b>	<b>1</b>	<b>0</b>	<b>1</b>
<b>OTHER BURS/DIVS</b>						
Jail	0	2	0	0	0	2
Metro	0	2	0	2	0	4
<b>Sub-Total</b>	<b>0</b>	<b>4</b>	<b>0</b>	<b>2</b>	<b>0</b>	<b>6</b>
<b>Totals</b>	<b>0</b>	<b>20</b>	<b>6</b>	<b>28</b>	<b>0</b>	<b>54</b>

NON-CATEGORICAL USE OF FORCE STATISTICS  
JANUARY 1, 2007 TO JUNE 30, 2007

NUMBER OF SUSPECT'S DESCENT BY DIVISION

BUREAU'S	ASIAN	BLACK	CAUCASIAN	LATIN	OTHER	UNKNOWN	TOTAL
<b>CENTRAL</b>							
Central	1	22	7	10	0	0	40
Hollenbeck	0	1	0	25	0	4	30
Newton	0	18	1	21	0	4	44
Northeast	0	1	3	28	0	1	33
Rampart	3	14	6	40	0	0	63
CTD	0	2	1	2	0	0	5
<b>Sub-Total</b>	<b>4</b>	<b>58</b>	<b>18</b>	<b>126</b>	<b>0</b>	<b>9</b>	<b>215</b>
<b>SOUTH</b>							
77th	0	42	0	14	0	3	59
Harbor	1	10	5	13	0	0	29
Southeast	0	55	3	19	0	4	81
Southwest	0	39	0	6	0	2	47
Unknown Div.	0	4	0	4	0	0	8
<b>Sub-Total</b>	<b>1</b>	<b>150</b>	<b>8</b>	<b>56</b>	<b>0</b>	<b>9</b>	<b>224</b>
<b>VALLEY</b>							
Devonshire	2	1	4	7	0	1	15
Foothill	0	2	3	23	1	1	30
Mission	0	4	8	22	0	2	36
North Hollywood	2	1	9	18	1	1	32
Van Nuys	1	8	5	13	0	0	27
West Valley	0	4	12	14	0	0	30
VTD	0	1	3	3	0	0	7
Unknown Div.	0	0	1	2	0	0	3
<b>Sub-Total</b>	<b>5</b>	<b>21</b>	<b>45</b>	<b>102</b>	<b>2</b>	<b>5</b>	<b>180</b>
<b>WEST</b>							
Hollywood	1	21	18	27	2	0	69
Pacific	0	8	7	9	0	1	25
West Los Angeles	0	3	3	3	0	0	9
Wilshire	3	15	2	11	0	1	32
WTD	0	0	0	3	0	0	3
Unknown Div.	0	0	1	0	0	0	1
<b>Sub-Total</b>	<b>4</b>	<b>47</b>	<b>31</b>	<b>53</b>	<b>2</b>	<b>2</b>	<b>139</b>
<b>DETECTIVE</b>							
CCD	0	1	0	0	0	0	1
DSVD	0	0	0	1	0	0	1
GOSD	0	0	1	3	0	0	4
ND	0	2	0	1	0	0	3
RHD	0	1	0	0	0	0	1
<b>Sub-Total</b>	<b>0</b>	<b>4</b>	<b>1</b>	<b>5</b>	<b>0</b>	<b>0</b>	<b>10</b>
<b>OTHER BURS/DIVS</b>							
OO/Jail-Metro	0	8	4	4	1	0	17
PSB/Unknown Div.	0	1	0	0	0	0	1
SOB/Metro	0	19	0	3	0	0	22
<b>Sub-Total</b>	<b>0</b>	<b>28</b>	<b>4</b>	<b>7</b>	<b>1</b>	<b>0</b>	<b>40</b>
<b>Totals</b>	<b>14</b>	<b>308</b>	<b>107</b>	<b>349</b>	<b>5</b>	<b>25</b>	<b>808</b>

NOTE: The numbers in this report are taken from the Suspect Descent Report in TEAMS II database. There appears to be additional incidents but TEAMS II could not isolate them or explain why they would not show up on the TEAMS II system generated report.

Prepared by: Use of Force Review Division

Date: August 15, 2007

# AUDIT SUMMARIES

CATEGORICAL USE OF FORCE SYSTEMS AUDIT

COMPLAINT, FORM 1.28, INVESTIGATIONS AUDIT

GANG ENFORCEMENT DETAIL SELECTION CRITERIA  
AUDIT

CATEGORICAL USE OF FORCE INVESTIGATIONS  
AUDIT

NON-CATEGORICAL USE OF FORCE REPORTS AUDIT

SEVENTY-SEVENTH AREA COMMAND  
ACCOUNTABILITY PERFORMANCE AUDIT

PACIFIC AREA COMMAND ACCOUNTABILITY  
PERFORMANCE AUDIT



# **EXECUTIVE SUMMARY**

## **CATEGORICAL USE OF FORCE SYSTEMS AUDIT**

Conducted by  
Audit Division

Third Quarter, Fiscal Year 2006/07

The Categorical Use of Force Systems Audit evaluated the Department's compliance with 15 Consent Decree (CD) paragraphs (¶), 51(a, d), 55, 56, 58, 59, 61, 62(a), 63, 64, 65, 67, 69, 83, 129 and 147, which were categorized into 24 compliance determinations.

Of the 24 compliance determinations, 17 met or exceeded the 95 percent compliance standard established by the Monitor, and seven did not. The seven did not meet the standards with respect to 1) immediate notification of the CUOF; 2) separation of officers; 3) seven-day review of supervisory response requirement; 4) documentation of consideration of supervisory conduct for performance evaluations; 5) returns to the field after psychological evaluation; 6) documentation of consideration of officer work history for disciplinary action; and, 7) timely submission to the Police Commission.

The findings of this audit were compared to the prior year's audit. There were four areas in which the compliance increased and four areas in which the compliance decreased. There were no patterns or trends noted to explain the decreases in compliance between audits. However, two of the four areas of improved compliance were attributable to policy changes and strategies implemented by Force Investigation Division after the prior audit.<sup>1</sup> These areas are reported in the table on the following page.

---

<sup>1</sup> One compliance determination regarding CD ¶62(b) was not reported in the prior year's audit.



## CATEGORICAL USE OF FORCE SYSTEMS AUDIT

### SUMMARY OF CONSENT DECREE COMPLIANCE: PRIOR YEAR AND CURRENT YEAR

CD ¶	DESCRIPTION	COMPLIANCE	COMPLIANCE
		2005/06	2006/07
51(a)	Mandatory Review of all Closed and Pending Complaints and TEAMS Information for Force Investigation Division (FID) Applicants	100% (32/32)	100% (21/21)
51(d)	Documentation of Review and Consideration of Specific Pending and Sustained Complaints for FID Applicants	100% (32/32)	100% (21/21)
55	1. Responsibility for Conducting CUOF Investigations	COMPLIANT	COMPLIANT
	2. Force Investigation Division Investigators Must be Supervisors	100% (47/47)	100% (46/46)
	3. No FID Line Supervision Over Geographic Bureaus	COMPLIANT	COMPLIANT
	4. Force Investigation Division Investigator Training Regarding CD¶80	72% (34/47)	100% (46/46)
56	1. Force Investigation Division Response to all CUOF Incidents	100% NOT REPORTED	100% (16/16)
	2. Immediate Notification to the Chief of Police (COP), FID, and the Office of Inspector General (OIG)	90% (10/11)	81% (13/16)
	3. Crime Scene and Investigation Command	100% (11/11)	100% (16/16)
58	District Attorney (DA) Command Post Notification	100% (11/11)	100% (7/7)
59	Cooperation with the DA Personnel at the Scene of a CUOF Incident	COMPLIANT	COMPLIANT
61	Separation of Officers	100% (27/27)	94% (30/32)
62(a)	Seven Day Review of Supervisory Response	82% (9/11)	88% (14/16)
62(b)	Supervisory Conduct Considered for Performance Evaluations	NOT REPORTED	79% (19/24)
63	Psychological Evaluations of Officers	100% (20/20)	88% (28/32)
64	1. Consideration of Officer Work and CUOF History Prior to Taking Disciplinary Action(s)	100% (13/13)	83% (25/30)
	2. Consideration of Officer Work and CUOF History Prior to Taking Considered for Non-Disciplinary Action(s)	97.5% (39/40)	100% (87/87)
65	Duty to Report CUOF Incidents Without Delay	100% (11/11)	100% (16/16)
67	Submission to Police Commission 60 Days Prior to Statute	26% (5/19)	45% (9/20)
69	Use of Force Review Board Review	100% (22/22)	100% (13/13)
83	Training Evaluation And Management System (TEAMS) Access	COMPLIANT	COMPLIANT
129 (a)	Periodic Audits Conducted of all CUOF Investigations Satisfying CD¶67 Requirements	COMPLIANT	COMPLIANT
147	1. Timely Notification to the OIG	100% (11/11)	100% (16/16)
	2. Process for OIG Notification of Policy Issues to the Police Commission (PC)	COMPLIANT	COMPLIANT

**EXECUTIVE SUMMARY**  
**COMPLAINT, FORM 1.28, INVESTIGATIONS AUDIT – PHASE II**

Conducted by  
Audit Division

Third Quarter, Fiscal Year 2006/07

The Complaint, Form 1.28, Investigations Audit, Phase II, was conducted pursuant to Consent Decree (CD) Paragraphs (¶) 74(h), 75, 77, 78, 80(a-g), 81, 82, 84, 85, 86, 90, 91, 101, and 129(b, c, and d), which were categorized into 16 objectives.

The Department met the standards for 14 of the 16 objectives. The Department was 91 percent compliant for each of the remaining two objectives as detailed below.

**Objective No. 5(f) – Collections and Preservation of Evidence in Professional Standards Bureau (PSB) Investigations**

The Department did not meet the standards for this objective as it was unable to retrieve tape recordings associated with four PSB investigations. There were 232 tapes identified in the 46 investigations. Of the 232 tapes that were requested, 227 were obtained and reviewed. The five tapes that were not obtained represented two percent of the total number requested. Although this did not appear to be a systemic issue, the audit recommended that the proper storage and preservation of tapes associated with complaint investigations should continue to be the focus of commanding officers through regular audits.

**Objective No. 16 – Adequacy of the Investigation**

Seven of the 80 investigations did not meet the standards for this objective. The seven investigations were conducted by PSB personnel and primarily did not meet the standards because witnesses whose information could have added significantly to the investigation were not interviewed.

The following table lists the Department's compliance by objective and CD paragraph.

## COMPLAINT, FORM 1.28, INVESTIGATIONS AUDIT – PHASE II

### COMPLIANCE RATES BY OBJECTIVE AND CONSENT DECREE PARAGRAPH FISCAL YEAR 2005/06 AND FISCAL YEAR 2006/07

OBJECTIVE NUMBER	CD ¶	DESCRIPTION OF AUDIT OBJECTIVE	FY 2005/06	FY 2006/07
			COMPLIANCE	COMPLIANCE
1.	74 (h)	Prohibition from Asking or Requiring Complainant to Sign Waiver	100% (136/136)	100% (80/80)
2. FILING OF COMPLAINTS				
(a)	75(i)	Failure to Inform Any Civilian Indicating the Desire to File a Complaint of the Means by Which a Complaint May be Filed	98% (133/136)	100% (80/80)
(b)	75(ii)	Attempts to Dissuade a Civilian From Filing a Complaint	98% (133/136)	100% (80/80)
(c)	75(ii)	Failure to Accept a Complaint by an Officer Authorized to Do So	98% (133/136)	100% (80/80)
3.	77	Notification to the Department of Officers Arrested, Criminally Charged, or Named as a Party in any Civil Suit Involving On Duty Conduct	Compliant	Compliant
4.	78	Requirement to Report Misconduct	98% (133/136)	100% (80/80)
5. CONDUCT OF INVESTIGATIONS				
(a)	80(ii)(a)	Tape Recording/Videotaping of Interviews	N/A*	98% (45/46)
(b)	80(ii)(b)	Canvassing and Interviewing of Witnesses / Complainants	94% (65/69)	100% (46/46)
(c)	80(ii)(c)	Prohibiting Group Interviews in PSB Investigations	99% (68/69)	100% (46/46)
(d)	80(ii)(d)	Notification of Involved Officers and their Supervisors	100% (69/69)	100% (46/46)
(e)	80(ii)(e)	Interview of All Supervisors in PSB Investigations	100% (69/69)	98% (45/46)
(f)	80(ii)(f)	Collection and Preservation of Evidence in PSB Investigations	N/A*	91% (42/46)
(g)	80(ii)(g)	Identify and Report All Inconsistencies	100% (69/69)	98% (45/46)
6. CHAIN OF COMMAND INVESTIGATIONS				
(a)	81	Prohibition of Group Interviews in Chain of Command Investigations	97% (65/67)	100% (34/34)
(b)	81	Interview of All Supervisors in Chain of Command Investigations	97% (65/67)	100% (34/34)
(c)	81	Collection and Preservation of Evidence in Chain of Command Investigations	97% (65/67)	97% (33/34)
7.	82	Additional Misconduct Investigations Initiated	99% (135/136)	98% (78/80)
8.	84	Standards when Making Credibility Determinations	99% (71/72)	100% (80/80)
9.	85	Adjudication of Investigations Using Preponderance of Evidence Standard	98% (96/98)	95% (76/80)
10.	86	Investigation of Withdrawn, Anonymously Filed, Third Party Complaints	100% (136/136)	100% (24/24)
11.	90	Department Manager's Review of all Complaint Investigations	100% (29/29)	99% (79/80)
12.	91	Department Notification of Resolution to Complainant	98% (107/109)	100% (61/61)
13.	101	Department referral to Criminal Prosecutorial Authorities of All Incidents Involving Officers with Facts Indicating Criminal Conduct	100% (9/9)	100% (80/80)
14.	129(b)	Completeness of the Investigation File	96% (130/136)	100% (80/80)
15.	129(c)	A Comparison of the Officer, Complainant, and Witness Statements	96% (130/136)	95% (76/80)
16.	129(d)	Adequacy of the Investigation	N/A*	91% (73/80)

\* A change in methodology prevents comparison with the prior year audit for this objective.

# **EXECUTIVE SUMMARY**

## **GANG ENFORCEMENT DETAIL SELECTION CRITERIA AUDIT**

Conducted by  
Audit Division

Third Quarter, Fiscal Year 2006/07

The Gang Enforcement Detail Selection Criteria Audit was conducted pursuant to Consent Decree (CD) Paragraphs (¶) 51(b and d), 106(b, c, and d), 107(a, b, and c), and 131(b), which were categorized into six objectives.

The audit tested officers' and sergeants' selections into Gang Enforcement Details (GED), Community Law Enforcement and Recovery units (CLEAR), and Operations-South Bureau (OSB) gang detail, as well as their suitability for the positions, and whether extensions for limited tour assignments complied with CD mandates and Department policy.

The Department met the standards for two of the six objectives. A determination of compliance was withheld for one objective, as there was insufficient data to support a finding. The three non-compliant objectives are detailed below.

### **Objective No 1(b) – Eligibility Criteria for Selection of Supervisors**

The reduction of the compliance percentage from the prior year audit (100 percent) to the current year audit (91 percent) was due to one supervisor not being “wheeled” as required by the CD and Department policy. There were 11 supervisory packages tested for this objective. The single finding caused one package to be held out of compliance, representing nine percent of the sample.

### **Objective No. 1(c) – Positive Evaluation of an Officer based upon on Officer’s TEAMS Record and Written Consideration of Sustained Complaints, Adverse Judicial Findings, or Discipline**

The reduction of the compliance percentage from the prior year audit (100 percent) to the current year audit (94 percent) was due to four packages not meeting all documentary requirements for GED selection. Each of the four packages was for an officer who initially was loaned to the GED and subsequently was permanently selected.

### **Objective No 1(d) – Evaluation of the Selection Process**

The Department continues to be out of compliance regarding this objective. The most recurrent finding was that the two most recent Performance Evaluation Reports (PERs) due were not included in the packages. A feasibility analysis is pending regarding the prior year’s audit recommendation that the “two most recent” PERs be defined as those due immediately prior to the start of the selection process.

## GANG ENFORCEMENT DETAIL SELECTION CRITERIA AUDIT

### SUMMARY OF COMPLIANCE WITH CONSENT DECREE PARAGRAPHS

The table below illustrates the Department's percentage of compliance by audit objective and describes each objective as it relates to the respective CD paragraph and includes compliance percentages from the prior fiscal year (2005/06) audit.

SAMPLE	OBJECTIVE NUMBER	OBJECTIVE DESCRIPTION	CD ¶	COMPLIANCE PERCENTAGE 2005/06	COMPLIANCE PERCENTAGE 2006/07
New Officer/Sergeant Selections (Sample No. 1)	1(a)	Eligibility Criteria for Selection of Officers	106(b)	100 (74/74)	100 (64/64)
	1(b)	Eligibility Criteria for Selection of Supervisors	106(c)	100 (74/74)	91 (10/11)
	1(c)	Positive Evaluation of an Officer based upon on Officer's TEAMS Record and Written Consideration of Sustained Complaints, Adverse Judicial Findings, or Discipline	107(a)	100 (74/74)	94 (60/64)
	1(d)	Evaluation of the Selection Process	107(b)	45 (33/74)	47 (30/64)
GED Tour Extensions (Sample No. 2)	2	Limited Tour Assignments	106(d)	97 (55/57)	100 (62/62)
Current Suitability (Sample No. 3)	3	Written Consideration of Certain Sustained Complaints or Adverse Judicial Findings Received During the Officer's Tour of Assignment	107(c)	WITHHELD	WITHHELD

**EXECUTIVE SUMMARY**  
**CATEGORICAL USE OF FORCE INVESTIGATIONS AUDIT**

Conducted by  
Audit Division

Fourth Quarter, Fiscal Year 2006/07

The Categorical Use of Force Investigation Audit was conducted pursuant to Consent Decree (CD) Paragraphs (¶) 57, 80 (a, b, c, e, f, and g), 82, 128, and 129, and categorized into 21 audit objectives.

Of the 21 compliance determinations, 19 met or exceeded the 95 percent compliance standard, and two did not. The two did not meet the standards with respect to: 1) supervisory oversight of the incident; and, 2) adequacy of the investigation.

The findings of this audit were compared to the prior year's audit. There was one area (supervisory oversight of the incident) where the compliance decreased from compliant in the prior audit, to non-compliant in the current audit. Although it did not meet the standards for compliance, there was one area (adequacy of the investigation) that increased significantly from the prior audit. This increase in compliance was mainly attributable to the strategies implemented by Force Investigation Division.

The overall evaluation of each audit objective with its corresponding CD paragraph is listed in the following table, which includes a comparison of findings to the Fiscal Year 2005/06 audit.

## CATEGORICAL USE OF FORCE INVESTIGATIONS AUDIT

### SUMMARY AND COMPARISON OF CONSENT DECREE COMPLIANCE

OBJECTIVE NUMBER	CD PARAGRAPH	DESCRIPTION	COMPLIANCE 2005/06	COMPLIANCE 2006/07
1	57	Criminal Investigations of CUOF	100% (4/4)	100% (9/9)
2	80a	Recorded Interviews	100% (24/24)	100% (27/27)
3	80b	Interview Witnesses at Convenient Sites and Times	100% (24/24)	96% (26/27)
4	80c	No group Interviews	92% (22/24)	100% (27/27)
5	80e	Interview on Scene Supervisors Regarding Their Conduct.	92% (22/24)	96% (25/26)
6	80f(i)	Collect and Preserve Evidence	100% (24/24)	96% (26/27)
7	80f(ii)	Canvass for Witnesses	100% (24/24)	100% (27/27)
8	80g	Inconsistencies in Statements	100% (24/24)	100% (27/27)
9	82	Misconduct Investigations	100% (12/12)	100% (8/8)
10	128(a)	Completeness	96% (23/24)	100% (27/27)
11	128(b)	Canned Language	100% (24/24)	100% (27/27)
12	128(c)	Inconsistent Information	96% (23/24)	100% (27/27)
13	128(d)	Lack of Articulation of the Legal Basis for the CUOF	100% (24/24)	100% (24/24)
14	128(e)	Other Indicia that the Information is Not Authentic or Correct	100% (24/24)	100% (27/27)
15	128(f)	Underlying Action was Appropriate and Legal	100% (24/24)	100% (27/27)
16	128(g)	Use Of Force Conformed with Department Procedure	90% (19/21)	100% (24/24)
17	128(h)	Supervisory Oversight of the Incident	100% (24/24)	88% (23/26)
18	128(i)	Supervisory Post-Incident Review	N/A*	96% (26/27)
19	129(a)	Explanation for Missing Evidence	100% (24/24)	100% (27/27)
20	129(b)	Comparison of Investigator Summary with Witness Statements	96% (23/24)	100% (27/27)
21	129(c)	Adequacy of the Investigation	46% (11/24)	81% (22/27)

# **EXECUTIVE SUMMARY**

## **NON-CATEGORICAL USE OF FORCE REPORTS AUDIT**

Conducted by  
Audit Division

Fourth Quarter, Fiscal Year 2006/07

The Non-Categorical Use of Force Reports (NCUOF) Audit was conducted pursuant to Consent Decree (CD) Paragraphs (¶) 65, 68, 69, 80(c, e, and f), 82, 128, 129, and 131 (a, c, and e).

The Department did not meet the standards for compliance in six of the 20 objectives that were categorized into three areas as follows.

### **Supervisory and Management Review of the Investigation**

Deficiencies were noted in the watch commander assessments of officer actions, including “canned” language, in appropriate “cut and paste,” and insufficient insight into the incident. Further, investigating supervisors approved related reports, and supervisors involved in or witnessing the use of force conducted investigations, contrary to Department policy.

### **Adequacy of the Investigation**

Deficiencies were also noted regarding interviews of at-scene supervisors, photographing of suspect or officer injuries, and the articulation of the scope of canvassing the scene for witnesses, as required.

### **Timely Completion of NCUOF Investigations**

In December 2005, the Department converted to processing NCUOF investigations on the automated system (TEAMS II). Although TEAMS II has made significant improvements on the technical aspects of expediting an automated NCUOF investigation, investigative and administrative review delays continue to plague the process. During September 2006, 128 NCUOF investigations were initiated. As of April 30, 2007 (seven months later), only 25 (20%) had been completed (i.e., reviewed and closed by the Commanding Officer, UOFRD). The minimum average number of days to close a NCUOF investigation from the Area/division to acceptance by the Commanding Officer, Use of Force Review Division was 166 days. Because there were still 103 investigations not completed, it is expected that the average number of days to close all investigations initiated in September will be significantly higher.

The previous audit determined that the most pressing area of non-compliance was the Department’s failure to ensure the accurate representation of taped and written statements by investigators. The Department has significantly improved in this area, and is now compliant. Other improvements in compliance related to consistency of information in NCUOF reports and the evaluation of on-scene supervision. The Department appears to have sufficient policies and procedures in place to provide for quality NCUOF investigations. Non-compliance was not caused solely at any one level of review (i.e., investigating supervisor, watch commander, Area or Bureau). The problem continues to be in applying the requirements with consistent and unyielding attention to detail. Deficient areas are resolvable through management’s emphasis on and commitment to the reforms mandated by the CD. The Department must continue to place emphasis on management and supervisory attention to detail.



## NON-CATEGORICAL USE OF FORCE REPORTS AUDIT

### DEPARTMENT COMPLIANCE AND COMPARISON WITH PRIOR YEAR 2005/06 AUDIT

The table below summarizes compliance rates and includes a comparison to the compliance rates for the prior Fiscal Year 2005/06 audit.

OBJECTIVE NUMBER	DESCRIPTION OF AUDIT OBJECTIVE AND CORRESPONDING CONSENT DECREE ¶	2005/06 AUDIT - NO. OF COMPLAINT REPORTS AND COMPLIANCE PERCENTAGE		2006/07 AUDIT - NO. OF COMPLAINT REPORTS AND COMPLIANCE PERCENTAGE	
		1	Evaluation of Completeness (¶128)	170/171	99%
2	Authenticity				
2(a)	Evaluation for Canned Language/Cut and Paste (¶128)	171/171	100%	56/78	72%
2(b)	Evaluation for Inconsistent Information (¶128)	157/171	92%	75/78	96%
2(c)	Evaluation for Articulation of Legal Basis (¶128)	171/171	100%	78/78	100%
2(d)	Evaluation for Other Indicia that Information is Not Authentic (¶128)	171/171	100%	78/78	100%
3	Evaluation of Underlying Actions (¶128)	168/171	98%	76/78	97%
4	Supervisory Oversight				
4(a)	Evaluation of On-Scene Supervision (¶128)	34/39	87%	10/10	100%
4(b)	Evaluation of Post-Incident Supervisory Review (¶128)	138/171	81%	59/78	76%
5	Evaluation of Investigations				
5(a)	Analysis of Relevant Documents (¶168, 129a)	N/A*	N/A*	78/78	100%
5(b)	Identification of Witnesses (¶168)	N/A*	N/A*	77/78	99%
6	Management Oversight				
6(a)	Review at the Area/Division and Bureau Levels (¶169)	N/A*	N/A*	72/78	92%
6(b)	Timeliness of Review of Investigation (¶169)	161/171	94%	76/78	97%
7	Evaluation of Completeness of Evidence Documentation (¶129b)	164/171	96%	75/78	96%
8	Evaluation of Statements				
8(a)	Investigator's Representation of Statements (¶129c)	29/35	83%	14/14	100%
8(b)	Investigator's Documentation of Consistent Statements (¶129c)	N/A*	N/A*	77/78	99%
9	Adequacy of the Investigation				
9(a)	Prohibiting Group Interviews (¶180c)	169/171	99%	78/78	100%
9(b)	Interviewing All At-Scene Supervisors (¶180e)	36/39	92%	9/11	82%
9(c)	Collecting and Preserving Evidence (¶180f)	N/A*	N/A*	69/78	88%
9(d)	Canvassed the Area to Locate Witnesses (¶180f)	N/A*	N/A*	67/78	86%
10	Reporting Allegations of Misconduct (¶182)	171/171	100%	77/78	99%

**EXECUTIVE SUMMARY**  
**COMMAND ACCOUNTABILITY PERFORMANCE AUDIT**  
**77<sup>TH</sup> STREET AREA GANG ENFORCEMENT DETAIL**

Conducted by  
Audit Division

March 2007

Audit Division previously completed a Command Accountability Performance Audit (CAPA) for 77<sup>th</sup> Street Area Gang Enforcement Detail (GED) in February 2006. Findings identified in that audit were within the Evaluation of Work Product, Supervisory Roles and Conduct, Gang Intelligence Information, Criminal Complaint Process, and Case Categorization objectives.

Similar to the findings of the previous 77<sup>th</sup> Street GED CAPA, this audit identified findings in the following areas:

- Evaluation of Work Product, specifically, the lack of documenting Watch Commander approval, date/time and results of booking searches;
- Evaluation of Supervisory Roles and Conduct, specifically, lack of timely completion, as well as originality, of GED personnel's performance evaluations;
- Evaluation of Gang Intelligence Information, specifically, the input of data into the CAL/GANG System within the required time and the maintenance of CAL/GANG Cards;
- Evaluation of the Criminal Complaint Process, specifically, cases ineligible for modified 17(b)(4) PC processing; and,
- Evaluation of Case Categorization, specifically, inappropriately categorizing cases based on specific guidelines, such as investigative leads available to identify and arrest the suspect.

**COMMAND ACCOUNTABILITY PERFORMANCE AUDIT  
77<sup>TH</sup> STREET AREA GANG ENFORCEMENT DETAIL**

**SUMMARY OF AUDIT FINDINGS AS COMPARED TO THE PRIOR CAPA**

The following table depicts a summary of findings for the 77<sup>th</sup> Street Area GED/CAPA 2006/07 and a comparison to the prior CAPA results.

OBJECTIVE NUMBER	DESCRIPTION OF AUDIT OBJECTIVE	2006		2006 (%)		2007		2007 (%)	(%) +/-
		TOTAL DOCUMENTS REVIEWED	TOTAL NUMBER THAT MET THE STANDARDS			TOTAL DOCUMENTS REVIEWED	TOTAL NUMBER THAT MET THE STANDARDS		
1	Evaluation of Work Product	81	63	78%		78	36	46%	-32%
2	Evaluation of Supervisory Roles and Conduct	332	256	77%		397	309	77%	0%
3	Evaluation of Deployment	N/A	N/A	N/A		N/A	N/A	N/A	N/A
4	Evaluation of Gang Intelligence	197	136	69%		163	111	68%	-1%
5	Evaluation of the Criminal Complaint Process	16	16	100%		7	4	57%	-43%
6	Evaluation of Case Categorization	16	6	38%		20	15	75%	+37%

**EXECUTIVE SUMMARY**  
**COMMAND ACCOUNTABILITY PERFORMANCE AUDIT**  
**PACIFIC AREA GANG ENFORCEMENT DETAIL**

Conducted by  
Audit Division

March 2007

Audit Division previously completed a Command Accountability Performance Audit (CAPA) for Pacific Area Gang Enforcement Detail (GED) in February 2006. Findings identified in that audit were within the Evaluation of Work Product, Supervisory Roles and Conduct, Gang Intelligence Information, Criminal Complaint Process, and Case Categorization objectives.

Pacific Area GED met the standards for the objective of the Criminal Complaint Process. However, areas of concern were identified in four of the six objectives as follows:

- Evaluation of Work Product, which indicated an increase of 27% for meeting the standards as compared to the previous CAPA. However, findings were still identified with incomplete documentation of juvenile telephone calls, Miranda Rights and deficient strip search documentation;
- Evaluation of Supervisory Roles and Conduct, which indicated an increase of 2% for meeting the standards as compared to the previous CAPA. However, findings were still identified with review of Arrest Reports and the proper completion of performance evaluations as required by Department policy;
- Evaluation of Gang Intelligence, which indicated an increase of 21% for meeting the standards as compared to the previous CAPA. However, findings were still identified with the updating and retention of Gang Photo Books; and,
- Evaluation of Case Categorization, which indicated an 11% decrease in meeting the standards when compared to the previous CAPA.

**COMMAND ACCOUNTABILITY PERFORMANCE AUDIT  
PACIFIC AREA GANG ENFORCEMENT DETAIL**

**SUMMARY OF AUDIT FINDINGS PACIFIC AREA GED/CAPA 2006/07**

The following depicts a summary of findings for the Pacific Area GED/CAPA 2006/2007 and a comparison to the prior CAPA results.

OBJECTIVE NUMBER	DESCRIPTION OF AUDIT OBJECTIVE	2006 TOTAL DOCUMENTS REVIEWED	2006	2006 (%)		2007	2007 (%)	2007 (%) +/-	
			TOTAL NUMBER THAT MET THE STANDARDS			TOTAL NUMBER THAT MET THE STANDARDS			
1	Evaluation of Work Product	26	14	54%		37	30	81%	+27%
2	Evaluation of Supervisory Roles and Conduct	163	141	87%		156	139	89%	+2%
3	Evaluation of Deployment	N/A	N/A	N/A		N/A	N/A	N/A	N/A
4	Evaluation of Gang Intelligence	63	41	65%		92	79	86%	+21%
5	Evaluation of the Criminal Complaint Process	35	35	100%		31	31	100%	0%
6	Evaluation of Case Categorization	3	3	100%		9	8	89%	-11%

# NEW DIRECTIVES/POLICIES

CONSENT DECREE BUREAU CORRESPONDENCE  
*Risk Management Information System (RMIS)—Action Item  
Activation*

OFFICE OF THE CHIEF OF POLICE SPECIAL ORDER  
*Miscellaneous Manual Amendment*

OFFICE OF THE CHIEF OF POLICE SPECIAL ORDER  
*Training Evaluation and Management System – Revised*

RISK MANAGEMENT GROUP CORRESPONDENCE  
*Suspicionless Searches of Parolees*

OFFICE OF OPERATIONS NOTICE  
*Clarification of the Use and Completion of the TEAMS  
Evaluation Report, Form 01.78.04*

CONSENT DECREE BUREAU NOTICE  
*Supplemental to Office of Operations Notice No. 3,  
“Clarification of the Use and Completion of the TEAMS  
Evaluation Report (TER), Form 01.78.04”*



## INTRADEPARTMENTAL CORRESPONDENCE

January 29, 2007

1.17

**TO:** All Commanding Officers

**FROM:** Commanding Officer, Consent Decree Bureau

**SUBJECT:** RISK MANAGEMENT INFORMATION SYSTEM (RMIS) – ACTION ITEM ACTIVATION

This correspondence is to inform all Department employees of the activation of Risk Management Information System (RMIS) Action Items (AI). Effective January 31, 2007, RMIS-generated AIs for Uses of Force, Complaints, Claims and Lawsuits, Preventable Traffic Collisions and Pursuits will be activated in phases over a 30-day period.

Supervisors should review the RMIS User Guide provided during training prior to processing an AI. A Quick Reference Sheet regarding how to respond to an AI is also attached.

Users may contact the TEAMS II Helpdesk at (310) 342-0657, select Option 5, and must indicate that the request is for RMIS assistance. In addition, users may contact their respective TEAMS II Coordinator.

### **Pursuant to RMIS Training:**


1. All supervisors shall check their Department e-mail account or their TEAMS II personal and organization worklists daily. Notifications will be sent to a supervisor's Department e-mail account when an AI is added to a supervisor's personal worklist.
2. Upon receiving an AI, supervisors must immediately notify the affected employee that an AI has been generated and that the supervisor will be conducting a review of the employee's TEAMS II Report and other available employee information.
3. Prior to completing an AI, the investigating supervisor shall meet with the employee to review the AI. The employee may compose a written response to the disposition, which, prior to completion of the AI, the investigating supervisor shall electronically attach to the AI. In the "Investigative Narrative" section of the AI, the investigating supervisor shall make a note of the date and time of the employee meeting and whether the employee chose to submit a written response.
4. When the investigating supervisor completes an AI, the AI will appear on the affected employee's TEAMS II Report with a "pending" disposition. The affected employee's Bureau-level commanding officer shall conduct a final review of each AI before RMIS will display the final disposition on the employee's TEAMS II Report.

All Commanding Officers

Page 2

1.17

If there are any questions regarding this notice, please contact Lieutenant David Hanczuk, TEAMS II Development Bureau, at (213) 847-8900.

A handwritten signature in black ink, appearing to read "G. Chaleff". The signature is fluid and cursive, with the first letter of each word being capitalized and prominent.

GERALD L. CHALEFF, Police Administrator  
Commanding Officer  
Consent Decree Bureau

Attachment

DISTRIBUTION "B"



# RMIS Quick Reference

## How to Respond to Action Items

1. Click TEAMS II from the Info-Web page
2. Click Enter TEAMS II Session
3. Click My Worklist folder tab
4. Click Open next to the RMIS Action Item
5. Click Open Application
6. Click on the Reports Links to review the available reports
7. Enter Investigative Narrative
8. Click Protocol Check Boxes
9. Meet with affected employee
10. Select Conclusion/Recommendation(s)
11. Enter Routing Notes (Optional)
12. Attach any document(s) (e.g., Employee Written Response)
13. Click Save
14. Click Complete

OFFICE OF THE CHIEF OF POLICE

SPECIAL ORDER NO. 8

March 28, 2007

**SUBJECT:** MISCELLANEOUS MANUAL AMENDMENT

**PURPOSE:** In accordance with the Department Annual Audit Plan, Internal Affairs Group (IAG) conducted an audit of the tour of duty for Professional Standards Bureau (PSB) investigators. This audit evaluated the Department's compliance with Consent Decree (CD) Paragraph 99. Findings in the audit indicated that Los Angeles Police Department Manual Section 3/763.67, titled Limited Tour Assignments, sub-section Internal Affairs Group Positions, is out-of-date. This Order revises Department Manual Section 3/763.67.

**PROCEDURE:** Internal Affairs Group positions shall be amended to reflect changes within IAG.

**INTERNAL AFFAIRS GROUP POSITIONS.** Internal Affairs Group positions shall be amended as follows:

- \* Administrative Section;
- \* Investigative Section; and,
- \* Advocate Section.

All other text in this section shall remain unchanged.

**AMENDMENTS:** This Order amends Section 3/763.67 of the Department Manual.

**AUDIT RESPONSIBILITY:** The Commanding Officer, IAG, PSB, shall monitor compliance with this Order in accordance with Department Manual Section 0/080.30.

WILLIAM J. BRATTON  
Chief of Police

DISTRIBUTION "D"

OFFICE OF THE CHIEF OF POLICE

SPECIAL ORDER NO. 9

March 29, 2007

**SUBJECT:** TRAINING EVALUATION AND MANAGEMENT SYSTEM - REVISED

**PURPOSE:** This Order revises Special Order No. 20 dated June 27, 2006, which identified Records and Identification Division (R&I) as the entity responsible for the data entry/maintenance of Arrest/Investigative Reports into the Training Evaluation and Management System (TEAMS). This Order delineates the revised guidelines for correcting Arrest/Investigative Reports Data.

**PROCEDURE:** The Department entity responsible for entering corrections to the TEAMS report involving Arrest/Investigative Reports should be, the Area Records Unit serving the employee's command. Additionally, Specialized Units who process reports through Specialized Reports Distribution Unit (SRDU), R&I should forward their requests for corrections to SRDU.

All other text in Special Order No. 20 shall remain unchanged.

**AMENDMENTS:** This Order amends Department Manual Sections 1/668.08 and 3/791.10.

**AUDIT RESPONSIBILITY:** The Commanding Officer, Risk Management Group, shall monitor compliance with this directive in accordance with Department Manual Section 0/080.30.

WILLIAM J. BRATTON  
Chief of Police

DISTRIBUTION "D"

INTRADEPARTMENTAL CORRESPONDENCE

May 23, 2007

14.4

**TO:** All Personnel


**FROM:** Commanding Officer, Risk Management Group

**SUBJECT:** SUSPICIONLESS SEARCHES OF PAROLEES

In June 2006, the United States Supreme Court ruled that a peace officer may conduct a suspicionless search of a parolee in the case of *Samson v. California*, 126 S. Ct. 2193 (2006). Prior to the *Samson* decision, the Department had been operating under a Notice that required "reasonable suspicion" prior to any search involving a parolee. A Consent Decree Notice was distributed June 20, 2006, to inform the Department of the changed status of the law.


As a reminder, the Consent Decree Notice is being re-distributed throughout the Department. Commanding officers should ensure that their watch commanders discuss the Notice in roll calls.

Any questions regarding the Consent Decree Notice should be directed to the Legal Unit, Risk Management Group, at (213) 978-8300.



STUART A. MAISLIN, Commander  
Commanding Officer  
Risk Management Group

APPROVED:



JIMI McDONNELL, First Assistant Chief  
Chief of Staff

Attachment

Distribution "A"

**RECEIVED**  
MAY 29 2007  
CONSENT DECREE BUREAU

CONSENT DECREE BUREAU

NOTICE

14.4

June 20, 2006

**TO:** All Concerned Personnel

**FROM:** Commanding Officer, Consent Decree Bureau

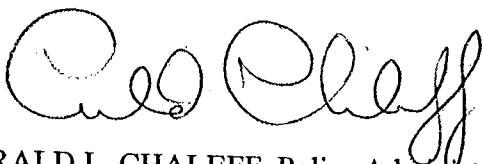
**SUBJECT:** SUSPICIONLESS SEARCHES OF PAROLEES

The United States Supreme Court ruled that the Fourth Amendment does not prohibit a police officer from conducting a suspicionless search of a parolee, in the case *Sampson v. California*, 2006 U.S. LEXIS 4885.

The Court determined that parolees have fewer expectations of privacy than do probationers because parole is closer to imprisonment than is probation. Before a prisoner enters parole status, that person is required to knowingly waive 4<sup>th</sup> Amendment rights to allow law enforcement officers to search their person, personal property, and residences "at any time." To impose a search standard would give parolees a greater opportunity to anticipate searches and to conceal criminality. Though the Court has found suspicionless searches of parolees is permissible, the Court also noted that California Penal Code Section 3067(d) prohibits law enforcement officials from conducting parole searches that are arbitrary, capricious, or harassing. Searches conducted in violation of this Penal Code section will subject officers to disciplinary and possible civil actions.

In application, officers must have personal knowledge of a person's status as an active parolee prior to conducting a suspicionless parolee search. The court decision does not apply to persons on probation status. Officers who wish to search persons on probation must still have reasonable suspicion of criminal activity in addition to knowledge of probation status and search restrictions of an individual prior to a probation search.

This Notice supercedes all prior notices with respect to suspicionless searches of parolees.



GERALD L. CHALEFF, Police Administrator  
Commanding Officer  
Consent Decree Bureau

APPROVED:



JIM McDONNELL, First Assistant Chief  
Chief of Staff

Distribution "B"

OFFICE OF OPERATIONS

OPERATIONS NOTICE NO. 3

June 8, 2007

**SUBJECT: CLARIFICATION OF THE USE AND COMPLETION OF THE TEAMS EVALUATION REPORT, FORM 01.78.04**

**EFFECTIVE: IMMEDIATELY**

The Office of Operations (OO) recently conducted an audit of the use of Training Evaluation and Management System (TEAMS) data, in accordance with the Annual Audit Plan for fiscal year 2006-07. The audit revealed that the Department was out of compliance in the use and completion of the TEAMS Evaluation Report (TER), Form 01.78.04. This Notice identifies the areas that require improvement to ensure compliance with the Consent Decree and reminds all personnel of the basic requirements for the use and completion of the TER.

**PROCEDURES:**

**I. OFFICER IN CHARGE/WATCH COMMANDER'S RESPONSIBILITIES.**

Officer in Charge (OIC)/Watch Commanders (WC) are reminded that once a sworn employee is transferred/loaned to their unit/watch, the concerned supervisor shall review the employee's TEAMS Report and complete and sign the TER within ten days of the transfer/loan date publication. Additionally, supervisors are reminded to use the current TER, Form 01.78.04, when completing evaluations of the respective employee(s). Supervisors are encouraged to refer to the following documents to assist them in reviewing and completing the TER.

- \* Special Order No. 23, 2003, *Criteria for Transfers/Loans of Sworn Personnel-Established;*
- \* Special Order No. 43, 2005, *TEAMS Evaluation Report, Form 1.78.04, Revised;* and,
- \* Consent Decree Bureau Notice, dated June 9, 2004, *Categorical Use of Force Incidents-Inclusion into the Training Evaluation and Management System.*

**II. COMMANDING OFFICER'S RESPONSIBILITIES.**

Commanding Officers (C/O) shall ensure that TEAMS Reports and other relevant personnel information and documents are reviewed when an officer transfers or is loaned to his/her command. Furthermore, the C/O shall ensure that the OIC/WC to whose unit/watch the concerned employee is assigned, reviews the officer's TEAMS Report and completes a TER within ten days of the transfer/loan

June 8, 2007

publication date. The C/O shall be responsible for reviewing and signing the completed TER within the same ten day period.

Any questions regarding this Notice can be directed to the Office of Operations, Evaluation and Administration Section, at (213) 473-8826.

EARL C. PAYSINGER, Assistant Chief  
Director, Office of Operations

DISTRIBUTION "B"

CONSENT DECREE BUREAU

June 26, 2007

NOTICE

1.14

**TO:** All Concerned Commanding Officers  
**FROM:** Commanding Officer, Consent Decree Bureau

**RECEIVED**

JUL 07 2007

CIVIL RIGHTS INTEGRITY DIVISION

**SUBJECT:** SUPPLEMENTAL TO OFFICE OF OPERATIONS NOTICE NO. 3,  
"CLARIFICATION OF THE USE AND COMPLETION OF THE TEAMS  
EVALUATION REPORT (TER), FORM 01.78.04"

Upon further review of Office of Operations Notice No. 3, "*Clarification of the Use and Completion of the Teams Evaluation Report (TER)*" dated June 8, 2007, further clarification and direction of the notice is required.

Commanding officers indicated in their response to recent audits and inspections that their inability to complete and submit a TER in a timely manner for newly transferred/loaned sworn personnel was due in part to the limited access by supervisors to the Training, Evaluation and Management System (TEAMS). Currently, supervisors below the rank of Captain are unable to access TEAMS II for personnel who are being transferred or loaned from an outside Area into their new assignment.

As a result, Consent Decree Bureau in concurrence with TEAMS II recommend that commanding officers select a supervisor(s) and provide the selected supervisor(s) access to TEAMS II via the proxy process, which can be facilitated by the Area TEAMS II Coordinator. Providing this proxy access will allow commands to obtain and review TEAMS reports of newly transferred/loaned sworn personnel as soon as the transfer publication is published, thereby complying with Consent Decree and Department mandates. All commands are reminded that the review of the TEAMS report and the completion of the TER shall be done within ten calendar days of the transfer/loan publication date. Additionally, in granting this access, command officers are reminded that the proxy process into TEAMS II allows the selected supervisor(s) to view all confidential TEAMS II information, which is currently restricted to command staff. However, the log-on information of the selected supervisor(s) who is/are provided this access ability will be captured at the time TEAMS II is queried.

Should you have any questions or require additional information, please call Captain Kevin McClure, Commanding Officer, Civil Rights Integrity Division, at (213) 473-4351.

APPROVED:



GERALD L. CHALEFF, Police Administrator  
Commanding Officer  
Consent Decree Bureau



EARL C. PAYSINGER, Assistant Chief  
Director, Office of Operations

Distribution "B"

221