



**ARREST,
DISCIPLINE, USE
of FORCE, FIELD
DATA CAPTURE
AND AUDIT
STATISTICS
Covering Period of**

July 1, 2002-December 31, 2002

CONSENT DECREE
ARREST, DISCIPLINE, USE OF FORCE,
FIELD DATA CAPTURE AND AUDIT STATISTICS
July 1, 2002-December 31, 2002

This semiannual public report has been prepared pursuant to Consent Decree paragraph 156. That paragraph states:

The LAPD shall prepare and publish on its website semiannual public reports by this paragraph. Such reports shall include aggregate statistics broken down by each LAPD geographic area and for the Operations Headquarters Bureau, and broken down by the race/ethnicity/national origin of the citizens involved, for arrests, information required to be maintained pursuant to paragraphs 104 and 105, and uses of force. Such reports shall include a brief description of each of the following that was completed during that period: (i) report of a specified audit completed, audits completed, audits completed pursuant to paragraphs 111, 113, 125, 126, 130, 133 and 134, and any significant actions taken as a result of such audits or reports, (ii) a summary of all discipline imposed during the period reported by type of misconduct, broken down by type of discipline, bureau and rank, and (iii) any new policies or changes in policies made by the Department to address the requirements of this Agreement. Such reports shall also include the reports prepared pursuant to paragraphs 173 and 175.

Section I

Motor Vehicle and Pedestrian Stop Data

Section II

Statistics

Section III

Audit Summaries

Section IV

New Policies/Changes in Policies

**LOS ANGELES POLICE DEPARTMENT
FIELD DATA STATISTICS
CITYWIDE**

DESCRIPTION OF ITEM	DRIVER							
	White	Black	Hispanic	Chinese	Filipino	Japanese	Amer. Ind.	Other
NUMBER OF DRIVERS								
	79664	44703	93510	6143	4075	2936	341	12944
GENDER								
Male	51856	30286	72501	4081	2712	1847	233	9425
Female	27802	14417	21004	2060	1363	1089	108	3518
APPARENT AGE								
1 - 17	1217	592	1822	63	57	31	3	208
18 - 40	49078	31395	73888	3958	2616	1925	238	8331
41 - 60	23972	10938	16273	1804	1205	778	85	3829
61 - 80	4925	1675	1478	311	192	185	13	548
81+	470	102	48	7	5	17	2	26
INITIAL REASON FOR STOP								
Vehicle Code Moving/Pedestrian Violation	68774	35783	76380	5117	3410	2514	308	11311
Municipal Code Violation	672	343	1103	102	41	24	3	129
Suspect Flight	710	326	872	32	39	15	3	69
Consensual	435	248	553	18	16	12		48
Call For Service	267	194	703	13	15	3		60
Department Briefing (Crime Broadcast, Bulletins, Roll Call)	97	102	186	9	2	5		16
Penal Code Violation	206	388	519	5	9	5		27
Equipment/Registration Violation	10466	8304	15334	969	637	412	33	1516
Health & Safety Code Violation	319	222	388	17	12	14	1	61
Other	358	405	768	16	11	10	2	56
DRIVER REQUIRED TO EXIT VEHICLE?								
Yes	5282	10150	21212	169	243	95	21	1025
PAT DOWN/FRISK SEARCH CONDUCTED?								
Yes	2700	6877	11819	57	118	37	14	479
DETAINEE ASKED TO SUBMIT TO CONSENSUAL SEARCH?								
Yes	1221	3509	5190	26	49	22	7	226
GRANTED?								
Yes	1204	3483	5149	26	49	22	7	223
WAS SEARCH CONDUCTED?								
Yes	3791	8749	17998	102	160	59	17	679
IF WARRANTLESS SEARCH CONDUCTED, SEARCH AUTHORITY								
Parole/Probation	375	1229	807	6	7	3	1	35
Odor of Contraband	81	235	308	3	2			16
Incident to Pat Down/Frisk	547	1824	2975	11	28	5	6	110
Incident to Arrest	1167	1797	4362	19	43	12	7	246
Impound Inventory	1234	2670	8313	51	59	24	3	221
Visible Contraband	48	113	158	1	2	2		8
Consent	885	2743	3757	21	38	10	4	157
Other	30	85	100		1			13
IF SEARCH WAS CONDUCTED, WHAT WAS SEARCHED?								
Vehicle	2632	6077	13083	76	120	42	12	432
Belongings	224	281	434	4	10	4	1	29
Person	2445	6073	10220	46	103	33	14	459
Container	28	37	53		1		1	
Residence	12	6	27					1
Office	3	2	4					
Other	11	13	31					3
IF SEARCH WAS CONDUCTED, WHAT WAS DISCOVERED?								
Weapons	68	153	217	2	5	3		15
Money	52	136	145	1	4			9
Drugs	291	518	586	8	7	2	3	39
Alcohol	54	132	289		3	2		5
Other Contraband	102	111	148	1	2	1	2	10
Other Evidence of Crime	58	142	224	1		1		4
Other Property	175	477	664	4	8	3	1	27
Nothing	3819	8167	17068	155	168	84	22	739
ACTION TAKEN:								
Warning	7501	7076	10922	366	345	216	32	1076
Citation	71447	35676	78909	5777	3719	2705	309	11638
Arrest	1745	1849	4209	52	74	34	11	265
Field Interview Completed	804	2140	2667	22	40	18	6	145
None	255	356	592	12	16	12	1	48

**LOS ANGELES POLICE DEPARTMENT
FIELD DATA STATISTICS
CITYWIDE**

DESCRIPTION OF ITEM	PASSENGER							
	White	Black	Hispanic	Chinese	Filipino	Japanese	Amer. Ind.	Other
NUMBER OF PASSENGERS								
	1352	3400	5223	42	70	16	12	253
GENDER								
Male	792	2525	4265	26	57	10	7	188
Female	560	875	958	16	13	6	5	65
APPARENT AGE								
1 - 17	167	371	1029	3	19		1	46
18 - 40	1010	2629	3953	36	49	13	5	178
41 - 60	154	377	223	3	2	3	4	25
61 - 80	17	22	18				2	4
81+	4	1						
INITIAL REASON FOR STOP								
Vehicle Code Moving/Pedestrian Violation	855	2245	3644	33	52	12	7	184
Municipal Code Violation	96	73	277	3	4		1	18
Suspect Flight	22	50	81		1			5
Consensual	46	89	84		1		1	3
Call For Service	32	45	83	2	2			3
Department Briefing (Crime Broadcast, Bulletins, Roll Call)	14	61	127	4				3
Penal Code Violation	120	305	292	2	5			9
Equipment/Registration Violation	189	558	662	1	4	3	2	18
Health & Safety Code Violation	51	114	139		1	1	1	8
Other	47	112	199			1		15
PAT DOWN/FRISK SEARCH CONDUCTED?								
Yes	594	2232	3287	11	43	5	5	110
DETAINEE ASKED TO SUBMIT TO CONSENSUAL SEARCH?								
Yes	302	1121	1637	2	25	1	5	57
GRANTED?								
Yes	298	1119	1632	2	25	1	5	57
WAS SEARCH CONDUCTED?								
Yes	644	2251	3287	12	41	6	7	105
IF WARRANTLESS SEARCH CONDUCTED, SEARCH AUTHORITY								
Parole/Probation	85	383	301		2	2		5
Odor of Contraband	13	71	92					6
Incident to Pat Down/Frisk	143	666	1039	5	14	2	2	27
Incident to Arrest	188	414	595	2	8	2	2	23
Impound Inventory	54	107	249	1				5
Visible Contraband	26	71	93		1		1	3
Consent	246	922	1342	2	18	1	4	42
Other	10	22	43				1	4
IF SEARCH WAS CONDUCTED, WHAT WAS SEARCHED?								
Vehicle	199	548	855	2	7	2	3	26
Belongings	69	117	98	2	2	1	1	2
Person	550	2078	2966	10	37	5	5	102
Container	9	12	12					1
Residence	2		6					
Office	1		1					
Other	1	4	3					
IF SEARCH WAS CONDUCTED, WHAT WAS DISCOVERED?								
Weapons	20	57	93		3			2
Money	13	32	42					1
Drugs	80	165	219	2	3		2	11
Alcohol	19	57	128					1
Other Contraband	39	49	70		3		1	1
Other Evidence of Crime	29	43	91					3
Other Property	27	101	118				1	5
Nothing	489	1852	2712	10	33	6	4	89
ACTION TAKEN:								
Warning	213	730	750	3	15	3	5	36
Citation	579	795	1892	32	27	8	5	137
Arrest	194	443	550	2	11	1	2	20
Field Interview Completed	377	1299	1694	5	19	1	2	53
None	166	620	909	1	7	3		23

**LOS ANGELES POLICE DEPARTMENT
FIELD DATA STATISTICS
CITYWIDE**

DESCRIPTION OF ITEM	PEDESTRIAN							
	White	Black	Hispanic	Chinese	Filipino	Japanese	Amer. Ind.	Other
NUMBER OF PEDESTRIANS								
	13376	27664	32445	448	476	245	154	1407
GENDER								
Male	10261	22539	27624	305	322	165	114	1053
Female	3114	5124	4821	143	154	80	40	354
APPARENT AGE								
1 - 17	1134	3424	8042	69	106	21	8	258
18 - 40	7939	15315	19945	236	233	158	97	792
41 - 60	3929	8529	4108	101	102	51	45	301
61 - 80	356	389	344	38	32	14	4	53
81+	18	7	6	4	3	1		3
INITIAL REASON FOR STOP								
Vehicle Code Moving/Pedestrian Violation	4865	9683	11414	279	205	113	48	593
Municipal Code Violation	2583	5212	8179	81	92	28	37	290
Suspect Flight	104	414	481	1	4		1	4
Consensual	1108	2942	2817	15	20	7	8	61
Call For Service	312	934	929	1	16	4	6	38
Department Briefing (Crime Broadcast, Bulletins, Roll Call)	204	693	743	1	2	2	3	10
Penal Code Violation	3196	5787	5995	65	127	80	41	313
Equipment/Registration Violation	106	370	339	1	3	1	4	2
Health & Safety Code Violation	658	1917	1779	9	13	8	9	43
Other	952	1190	1516	6	8	4	5	98
PAT DOWN/FRISK SEARCH CONDUCTED?								
Yes	3376	13429	15545	45	96	39	47	326
DETAINEE ASKED TO SUBMIT TO CONSENSUAL SEARCH?								
Yes	1652	6481	7260	18	46	19	15	125
GRANTED?								
Yes	1635	6435	7231	18	46	18	15	124
WAS SEARCH CONDUCTED?								
Yes	3540	13560	14893	46	99	40	50	341
IF WARRANTLESS SEARCH CONDUCTED, SEARCH AUTHORITY								
Parole/Probation	546	2807	1601	2	5	2	10	29
Odor of Contraband	44	186	269				2	2
Incident to Pat Down/Frisk	594	3352	3896	9	29	9	10	73
Incident to Arrest	1323	3783	4696	20	29	14	20	143
Impound Inventory	8	21	32		2			2
Visible Contraband	90	331	437		9	2	1	11
Consent	1304	5053	5555	16	37	14	11	102
Other	36	79	110					10
IF SEARCH WAS CONDUCTED, WHAT WAS SEARCHED?								
Vehicle	90	210	308	1	5	1		14
Belongings	531	931	892	8	10	4	7	31
Person	3318	13224	14600	42	89	40	48	309
Container	68	171	118			1		11
Residence	61	98	148		1			3
Office	8	3	10	1				9
Other	37	62	84	4	5	4		12
IF SEARCH WAS CONDUCTED, WHAT WAS DISCOVERED?								
Weapons	83	302	285		1	1	1	7
Money	53	323	260	2	1	1		6
Drugs	351	1267	1067	4	4	2	3	23
Alcohol	83	255	382		1		2	15
Other Contraband	256	627	557	6	7	2		23
Other Evidence of Crime	103	244	505	1	4	1		21
Other Property	185	740	734	4	5	4	1	20
Nothing	2799	10614	11927	33	81	33	43	254
ACTION TAKEN:								
Warning	1692	5514	5083	47	40	21	30	125
Citation	8763	13477	18447	371	376	198	93	1030
Arrest	2042	4814	4847	25	41	13	26	221
Field Interview Completed	2668	7757	8414	26	46	24	28	218
None	300	1079	1125	5	9	3	7	27

**LOS ANGELES POLICE DEPARTMENT
FIELD DATA STATISTICS
OCB**

DESCRIPTION OF ITEM	DRIVER							
	White	Black	Hispanic	Chinese	Filipino	Japanese	Amer. Ind.	Other
NUMBER OF DRIVERS								
	7003	5448	28301	1720	1068	662	37	2520
GENDER								
Male	4976	3925	22673	1223	760	451	25	1932
Female	2027	1523	5628	497	308	211	12	588
APPARENT AGE								
1 - 17	59	50	477	18	12	2		24
18 - 40	4356	3518	21997	1036	666	398	28	1592
41 - 60	2166	1656	5260	574	329	211	8	780
61 - 80	390	213	550	89	58	47	1	119
81+	32	11	17	3	3	4		5
INITIAL REASON FOR STOP								
Vehicle Code Moving/Pedestrian Violation	5974	4388	23376	1481	874	587	29	2220
Municipal Code Violation	37	44	196	15	7	5		9
Suspect Flight	18	35	187	11	5	2		8
Consensual	17	31	118	4	3	2		2
Call For Service	40	36	283	6	7	2		16
Department Briefing (Crime Broadcast, Bulletins, Roll Call)	11	2	40			2		2
Penal Code Violation	22	53	122	2	4	2		5
Equipment/Registration Violation	954	933	4450	224	180	66	8	277
Health & Safety Code Violation	24	23	83	4	1	4		8
Other	14	35	150	2	3	4	1	11
DRIVER REQUIRED TO EXIT VEHICLE?								
Yes	550	1412	7333	58	69	26	5	253
PAT DOWN/FRISK SEARCH CONDUCTED?								
Yes	283	956	3505	20	36	13	2	117
DETAINEE ASKED TO SUBMIT TO CONSENSUAL SEARCH?								
Yes	127	475	1584	7	17	6	3	37
GRANTED?								
Yes	124	473	1577	7	17	6	3	36
WAS SEARCH CONDUCTED?								
Yes	424	1280	6464	39	53	18	3	184
IF WARRANTLESS SEARCH CONDUCTED, SEARCH AUTHORITY								
Parole/Probation	47	187	257	1	2	1		10
Odor of Contraband	6	17	76	1	1			2
Incident to Pat Down/Frisk	73	211	983	3	10	3	1	34
Incident to Arrest	100	270	1275	9	11	5		82
Impound Inventory	151	392	3344	23	25	7	1	48
Visible Contraband	6	21	48	1	2	1		2
Consent	93	368	1146	5	12	2	2	27
Other	3	4	33		1			2
IF SEARCH WAS CONDUCTED, WHAT WAS SEARCHED?								
Vehicle	300	886	4827	31	43	12	3	97
Belongings	13	30	95		1	1		4
Person	271	861	3237	15	34	12	2	138
Container	2	9	8					
Residence	1		4					
Office	1	1	1					
Other	1	1	8					1
IF SEARCH WAS CONDUCTED, WHAT WAS DISCOVERED?								
Weapons	3	11	59	1	4	1		3
Money	2	11	35		1			2
Drugs	35	79	149	3	2			9
Alcohol	5	15	83		2			
Other Contraband	19	21	35		2	1		2
Other Evidence of Crime	6	24	69			1		
Other Property	19	36	149	1	4	1		5
Nothing	396	1159	6181	48	45	19	3	185
ACTION TAKEN:								
Warning	567	883	3216	108	77	36	4	222
Citation	6311	4277	23920	1610	979	618	32	2202
Arrest	137	229	1167	17	17	6		78
Field Interview Completed	71	191	567	5	16	1	1	22
None	15	38	135		6	4	1	11

**LOS ANGELES POLICE DEPARTMENT
FIELD DATA STATISTICS
OCB**

DESCRIPTION OF ITEM	PASSENGER							
	White	Black	Hispanic	Chinese	Filipino	Japanese	Amer. Ind.	Other
NUMBER OF PASSENGERS								
	153	342	1478	13	22	5	2	43
GENDER								
Male	97	241	1179	7	17	3	1	32
Female	56	101	299	6	5	2	1	11
APPARENT AGE								
1 - 17	8	33	275	1	4			3
18 - 40	116	252	1101	11	18	3		31
41 - 60	24	53	93	1		2	2	8
61 - 80	5	4	9					1
81+								
INITIAL REASON FOR STOP								
Vehicle Code Moving/Pedestrian Violation	96	242	1122	12	17	4	2	35
Municipal Code Violation	2	5	42	1				
Suspect Flight		8	16					2
Consensual	1	5	17					1
Call For Service	2	9	17		1			
Department Briefing (Crime Broadcast, Bulletins, Roll Call)	2	2	35	2				
Penal Code Violation	13	27	80	1	3			1
Equipment/Registration Violation	27	44	151		1			3
Health & Safety Code Violation	5	12	27			1		1
Other	7	5	41					4
PAT DOWN/FRISK SEARCH CONDUCTED?								
Yes	74	227	898	4	12	1	1	19
DETAINEE ASKED TO SUBMIT TO CONSENSUAL SEARCH?								
Yes	32	103	423	1	6		1	10
GRANTED?								
Yes	32	103	421	1	6		1	10
WAS SEARCH CONDUCTED?								
Yes	79	232	949	4	12	1	1	19
IF WARRANTLESS SEARCH CONDUCTED, SEARCH AUTHORITY								
Parole/Probation	11	53	98		1	1		1
Odor of Contraband		8	11					
Incident to Pat Down/Frisk	25	60	344	1	4			7
Incident to Arrest	22	50	150	1	5			3
Impound Inventory	10	20	84	1				1
Visible Contraband	1	6	20		1			
Consent	27	71	314	1	3		1	5
Other		2	11					4
IF SEARCH WAS CONDUCTED, WHAT WAS SEARCHED?								
Vehicle	22	55	223	1	1			5
Belongings	7	10	26	1				
Person	68	208	838	3	11	1	1	18
Container		1						
Residence	1		1					
Office			1					
Other								
IF SEARCH WAS CONDUCTED, WHAT WAS DISCOVERED?								
Weapons	1	7	31		2			
Money			5					
Drugs	10	28	51		1			1
Alcohol		8	35					
Other Contraband	3	8	22		3			
Other Evidence of Crime	4	5	23					
Other Property	1	6	21					1
Nothing	66	183	796	4	6	1	1	18
ACTION TAKEN:								
Warning	15	58	176	2	4		2	6
Citation	66	92	613	10	8	4		21
Arrest	19	46	130		4	1		3
Field Interview Completed	44	107	413	1	6			9
None	18	65	252					5

**LOS ANGELES POLICE DEPARTMENT
FIELD DATA STATISTICS
OCB**

DESCRIPTION OF ITEM	PEDESTRIAN							
	White	Black	Hispanic	Chinese	Filipino	Japanese	Amer. Ind.	Other
NUMBER OF PEDESTRIANS								
	2332	7520	12118	208	188	76	49	405
GENDER								
Male	1664	6358	10309	144	126	48	32	307
Female	668	1162	1809	64	62	28	17	98
APPARENT AGE								
1 - 17	44	215	1718	6	23	4	2	32
18 - 40	1311	3824	8125	93	87	44	29	219
41 - 60	867	3304	2074	73	60	22	14	128
61 - 80	105	174	197	32	18	6	4	25
81+	5	3	4	4				1
INITIAL REASON FOR STOP								
Vehicle Code Moving/Pedestrian Violation	1610	4147	6909	177	139	58	20	297
Municipal Code Violation	227	1685	2069	21	25	8	12	42
Suspect Flight	5	41	149					1
Consensual	124	658	903	1	6		5	10
Call For Service	58	143	271		8	2	1	8
Department Briefing (Crime Broadcast, Bulletins, Roll Call)	13	45	179					1
Penal Code Violation	174	356	1014	5	4	5	5	21
Equipment/Registration Violation	17	77	104	1			1	
Health & Safety Code Violation	108	438	544	3	6	3	4	9
Other	41	125	358		1		2	21
PAT DOWN/FRISK SEARCH CONDUCTED?								
Yes	477	2979	5066	16	35	7	16	58
DETAINEE ASKED TO SUBMIT TO CONSENSUAL SEARCH?								
Yes	202	1313	2278	6	10	3	6	29
GRANTED?								
Yes	201	1301	2267	6	10	3	6	29
WAS SEARCH CONDUCTED?								
Yes	536	3058	4869	18	34	10	17	67
IF WARRANTLESS SEARCH CONDUCTED, SEARCH AUTHORITY								
Parole/Probation	77	804	649		3		6	9
Odor of Contraband	2	15	35				1	1
Incident to Pat Down/Frisk	95	514	1440	2	18	1	2	16
Incident to Arrest	215	1029	1439	8	11	7	5	24
Impound Inventory	2	3	13		1			
Visible Contraband	18	64	90			1		2
Consent	152	879	1503	6	8	1	5	24
Other	5	15	42					
IF SEARCH WAS CONDUCTED, WHAT WAS SEARCHED?								
Vehicle	9	18	59		2			
Belongings	67	172	166	2	3	1	3	6
Person	504	3010	4814	16	33	10	15	59
Container	7	27	20			1		3
Residence	5	14	39					
Office	1		1	1				
Other	9	12	21					3
IF SEARCH WAS CONDUCTED, WHAT WAS DISCOVERED?								
Weapons	11	55	78					2
Money	2	113	89	1		1		2
Drugs	55	393	327	2		1	2	9
Alcohol	9	28	82		1		2	4
Other Contraband	41	153	191	2	1			6
Other Evidence of Crime	13	74	131			1		1
Other Property	20	117	203				1	2
Nothing	423	2340	3984	16	32	8	12	48
ACTION TAKEN:								
Warning	227	1107	1519	11	17	3	12	20
Citation	1687	4405	7618	190	154	66	23	331
Arrest	277	1452	1500	11	10	7	10	37
Field Interview Completed	277	1175	2369	7	11	2	2	34
None	50	259	360		2		6	4

**LOS ANGELES POLICE DEPARTMENT
FIELD DATA STATISTICS
OCB - Central Area**

DESCRIPTION OF ITEM	DRIVER							
	White	Black	Hispanic	Chinese	Filipino	Japanese	Amer. Ind.	Other
NUMBER OF DRIVERS	408	555	1355	145	36	50	3	170
GENDER								
Male	295	406	1083	92	24	39	3	132
Female	113	149	272	53	12	11		38
APPARENT AGE								
1 - 17	2		18	3				1
18 - 40	253	324	1044	85	24	35	1	82
41 - 60	131	216	267	51	8	10	2	78
61 - 80	20	15	26	5	4	4		9
81+	2			1		1		
INITIAL REASON FOR STOP								
Vehicle Code Moving/Pedestrian Violation	330	438	1148	131	29	44	2	149
Municipal Code Violation	5	11	13	1	1			1
Suspect Flight		1	1					
Consensual	2	4	3	1				
Call For Service	2	5	4					
Department Briefing (Crime Broadcast, Bulletins, Roll Call)	1		3					1
Penal Code Violation	2	8	2	1				
Equipment/Registration Violation	65	81	185	10	6	5	1	20
Health & Safety Code Violation	1	4	7	2		1		
Other	1	10	13	1		1		1
DRIVER REQUIRED TO EXIT VEHICLE?								
Yes	34	186	330	10	5	4		17
PAT DOWN/FRISK SEARCH CONDUCTED?								
Yes	15	121	156	3	2	1		5
DETAINEE ASKED TO SUBMIT TO CONSENSUAL SEARCH?								
Yes	7	52	81		2	1		1
GRANTED?								
Yes	7	52	80		2	1		1
WAS SEARCH CONDUCTED?								
Yes	24	151	257	5	2	3		7
IF WARRANTLESS SEARCH CONDUCTED, SEARCH AUTHORITY								
Parole/Probation	2	36	13	1				3
Odor of Contraband								
Incident to Pat Down/Frisk	3	14	31		1			
Incident to Arrest	7	41	40	1				3
Impound Inventory	10	29	108	2		3		1
Visible Contraband		4	2	1	1			
Consent	3	27	56		1			1
Other		1	6					
IF SEARCH WAS CONDUCTED, WHAT WAS SEARCHED?								
Vehicle	19	97	179	4	1	3		4
Belongings	1	8	6					
Person	13	108	136	3	2	1		6
Container		3						
Residence			1					
Office								
Other		1						
IF SEARCH WAS CONDUCTED, WHAT WAS DISCOVERED?								
Weapons			2		1			1
Money		5	3					
Drugs	4	12	5	1				
Alcohol		3	1					
Other Contraband	1	6	4					
Other Evidence of Crime		5	2					
Other Property	3	2	13			1		
Nothing	27	140	272	10	2	3		12
ACTION TAKEN:								
Warning	51	116	135	12	4	9		18
Citation	340	387	1166	128	32	40	3	147
Arrest	6	33	36	1				3
Field Interview Completed	4	34	37	2				3
None	6	12	16			1		1

**LOS ANGELES POLICE DEPARTMENT
FIELD DATA STATISTICS
OCB - Central Area**

DESCRIPTION OF ITEM	PASSENGER							
	White	Black	Hispanic	Chinese	Filipino	Japanese	Amer. Ind.	Other
NUMBER OF PASSENGERS								
	8	38	49	2	1	1		6
GENDER								
Male	4	27	45	2		1		6
Female	4	11	4		1			
APPARENT AGE								
1 - 17		1	1					
18 - 40	7	27	45	2	1	1		5
41 - 60	1	9	3					1
61 - 80		1						
81+								
INITIAL REASON FOR STOP								
Vehicle Code Moving/Pedestrian Violation	6	26	32	2				6
Municipal Code Violation	1							
Suspect Flight								
Consensual		2	1					
Call For Service								
Department Briefing (Crime Broadcast, Bulletins, Roll Call)								
Penal Code Violation	1	2	1					
Equipment/Registration Violation		3	9		1			
Health & Safety Code Violation		4	2			1		
Other		2	4					3
PAT DOWN/FRISK SEARCH CONDUCTED?								
Yes	2	29	24		1	1		4
DETAINEE ASKED TO SUBMIT TO CONSENSUAL SEARCH?								
Yes	1	9	13					3
GRANTED?								
Yes	1	9	13					3
WAS SEARCH CONDUCTED?								
Yes	3	29	27		1	1		3
IF WARRANTLESS SEARCH CONDUCTED, SEARCH AUTHORITY								
Parole/Probation		11	6			1		
Odor of Contraband								
Incident to Pat Down/Frisk	1	2	4		1			
Incident to Arrest	1	11	1					
Impound Inventory		2	4					
Visible Contraband		1						
Consent	1	2	11					
Other		1						3
IF SEARCH WAS CONDUCTED, WHAT WAS SEARCHED?								
Vehicle		7	8					3
Belongings	2	2						
Person	2	27	22		1	1		3
Container								
Residence								
Office								
Other								
IF SEARCH WAS CONDUCTED, WHAT WAS DISCOVERED?								
Weapons								
Money								
Drugs	1	7	2					
Alcohol								
Other Contraband		2	1		1			
Other Evidence of Crime								
Other Property	1		1					
Nothing	1	23	23			1		4
ACTION TAKEN:								
Warning	1	6	5					
Citation	4	8	20	2				3
Arrest	2	7	2		1	1		
Field Interview Completed	2	15	9		1			3
None		2	14					

**LOS ANGELES POLICE DEPARTMENT
FIELD DATA STATISTICS
OCB - Central Area**

DESCRIPTION OF ITEM	PEDESTRIAN							
	White	Black	Hispanic	Chinese	Filipino	Japanese	Amer. Ind.	Other
NUMBER OF PEDESTRIANS								
	484	3266	1872	37	21	27	20	105
GENDER								
Male	349	2757	1552	31	13	18	13	81
Female	135	509	320	6	8	9	7	24
APPARENT AGE								
1 - 17	5	20	77			1	1	2
18 - 40	276	1599	1330	16	11	14	12	60
41 - 60	187	1570	437	12	9	9	5	38
61 - 80	13	75	27	6	1	3	2	5
81+	3	2	1	3				
INITIAL REASON FOR STOP								
Vehicle Code Moving/Pedestrian Violation	280	1450	1168	19	16	17	8	82
Municipal Code Violation	95	1128	278	14	3	4	6	16
Suspect Flight		6	7					
Consensual	29	331	194		1		2	2
Call For Service	13	28	18			2		
Department Briefing (Crime Broadcast, Bulletins, Roll Call)	3	12	8					
Penal Code Violation	31	77	93	3	1	1	3	1
Equipment/Registration Violation	4	14	13					
Health & Safety Code Violation	26	207	99	1		3	1	1
Other	13	66	33					3
PAT DOWN/FRISK SEARCH CONDUCTED?								
Yes	121	1319	581	6	4	3	5	10
DETAINEE ASKED TO SUBMIT TO CONSENSUAL SEARCH?								
Yes	47	560	260				1	5
GRANTED?								
Yes	46	553	257				1	5
WAS SEARCH CONDUCTED?								
Yes	138	1420	606	7	4	6	6	13
IF WARRANTLESS SEARCH CONDUCTED, SEARCH AUTHORITY								
Parole/Probation	16	395	122		1		2	3
Odor of Contraband		5	1					
Incident to Pat Down/Frisk	19	116	69	1	1			1
Incident to Arrest	60	575	228	4	1	5	3	4
Impound Inventory					1			
Visible Contraband	4	31	15			1		
Consent	29	323	176	1			1	5
Other	4	7	1					
IF SEARCH WAS CONDUCTED, WHAT WAS SEARCHED?								
Vehicle	1	4	8		1			
Belongings	17	101	31	1	1		2	1
Person	135	1396	602	6	3	6	5	12
Container	2	18	1			1		
Residence	1	3	1					
Office	1			1				
Other	2	5	3					
IF SEARCH WAS CONDUCTED, WHAT WAS DISCOVERED?								
Weapons	7	22	11					
Money	1	78	29	1				1
Drugs	12	229	74	1		1	1	1
Alcohol		12	3					
Other Contraband	9	71	19					1
Other Evidence of Crime	8	48	19					
Other Property	9	62	25				1	1
Nothing	108	1030	477	7	4	5	4	11
ACTION TAKEN:								
Warning	52	544	187	3	1		7	9
Citation	317	1725	1229	30	17	22	8	87
Arrest	114	942	289	8	2	5	4	11
Field Interview Completed	71	516	265	4	1	2	1	6
None	12	128	59		1		1	

**LOS ANGELES POLICE DEPARTMENT
FIELD DATA STATISTICS
OCB - Hollenbeck Area**

DESCRIPTION OF ITEM	DRIVER							
	White	Black	Hispanic	Chinese	Filipino	Japanese	Amer. Ind.	Other
NUMBER OF DRIVERS								
	130	110	2694	79	28	18	5	49
GENDER								
Male	83	76	2125	54	16	14	4	37
Female	47	34	569	25	12	4	1	12
APPARENT AGE								
1 - 17		2	42	2	1			
18 - 40	84	78	2192	54	21	8	5	29
41 - 60	39	29	411	18	5	8		20
61 - 80	5	1	49	5	1	2		
81+	2							
INITIAL REASON FOR STOP								
Vehicle Code Moving/Pedestrian Violation	108	87	2210	65	21	17	4	44
Municipal Code Violation		1	19	1				
Suspect Flight		1	24	1				1
Consensual			16					
Call For Service			14					
Department Briefing (Crime Broadcast, Bulletins, Roll Call)			3					
Penal Code Violation			12					
Equipment/Registration Violation	22	22	431	14	6		1	6
Health & Safety Code Violation			11					1
Other	1	1	36		1	1	1	
DRIVER REQUIRED TO EXIT VEHICLE?								
Yes	13	24	710	7	2	2	1	3
PAT DOWN/FRISK SEARCH CONDUCTED?								
Yes	6	18	434	1		1		3
DETAINEE ASKED TO SUBMIT TO CONSENSUAL SEARCH?								
Yes		11	230		1	1	1	2
GRANTED?								
Yes		11	228		1	1	1	2
WAS SEARCH CONDUCTED?								
Yes	9	22	557	3	3	1		3
IF WARRANTLESS SEARCH CONDUCTED, SEARCH AUTHORITY								
Parole/Probation	1	1	40					
Odor of Contraband		1	11	1				
Incident to Pat Down/Frisk	3	9	227					3
Incident to Arrest	1	2	56					
Impound Inventory	4	4	168	3	1			
Visible Contraband			4					
Consent		4	78		1	1		
Other			4					
IF SEARCH WAS CONDUCTED, WHAT WAS SEARCHED?								
Vehicle	7	16	413	3	3	1		3
Belongings		2	14					
Person	5	15	369		1	1		2
Container			2					
Residence			1					
Office			1					
Other			1					
IF SEARCH WAS CONDUCTED, WHAT WAS DISCOVERED?								
Weapons			19					1
Money			12					
Drugs		3	21					
Alcohol			14					
Other Contraband			7					
Other Evidence of Crime			5					
Other Property	1		18		1			
Nothing	9	20	516	3	2	2		2
ACTION TAKEN:								
Warning	22	20	368	9	4	1	2	5
Citation	107	88	2242	71	23	16	3	44
Arrest	1	2	71	1				1
Field Interview Completed	1	4	96	1	1			1
None	1	2	26		1	1		

**LOS ANGELES POLICE DEPARTMENT
FIELD DATA STATISTICS
OCB - Hollenbeck Area**

DESCRIPTION OF ITEM	PASSENGER							
	White	Black	Hispanic	Chinese	Filipino	Japanese	Amer. Ind.	Other
NUMBER OF PASSENGERS								
	6	8	261					1
GENDER								
Male	5	5	221					1
Female	1	3	40					
APPARENT AGE								
1 - 17	1	1	40					
18 - 40	5	6	205					1
41 - 60		1	16					
61 - 80								
81+								
INITIAL REASON FOR STOP								
Vehicle Code Moving/Pedestrian Violation	5	7	208					
Municipal Code Violation			7					
Suspect Flight			4					1
Consensual			4					
Call For Service			3					
Department Briefing (Crime Broadcast, Bulletins, Roll Call)			3					
Penal Code Violation			10					
Equipment/Registration Violation	1	1	13					
Health & Safety Code Violation			3					
Other			15					
PAT DOWN/FRISK SEARCH CONDUCTED?								
Yes	2	6	198					1
DETAINEE ASKED TO SUBMIT TO CONSENSUAL SEARCH?								
Yes		4	87					
GRANTED?								
Yes		4	87					
WAS SEARCH CONDUCTED?								
Yes	2	6	202					1
IF WARRANTLESS SEARCH CONDUCTED, SEARCH AUTHORITY								
Parole/Probation		1	19					
Odor of Contraband			3					
Incident to Pat Down/Frisk	1	4	121					1
Incident to Arrest	1	1	23					
Impound Inventory			8					
Visible Contraband			5					
Consent			31					
Other								
IF SEARCH WAS CONDUCTED, WHAT WAS SEARCHED?								
Vehicle		1	34					1
Belongings			7					
Person	2	5	186					1
Container								
Residence			1					
Office								
Other								
IF SEARCH WAS CONDUCTED, WHAT WAS DISCOVERED?								
Weapons			6					
Money			2					
Drugs		1	8					
Alcohol		1	7					
Other Contraband			5					
Other Evidence of Crime			2					
Other Property			7					
Nothing	3	4	172					1
ACTION TAKEN:								
Warning			47					
Citation	3	5	85					
Arrest	1	1	21					
Field Interview Completed	1	3	89					1
None	2		48					

**LOS ANGELES POLICE DEPARTMENT
FIELD DATA STATISTICS
OCB - Hollenbeck Area**

DESCRIPTION OF ITEM	PEDESTRIAN							
	White	Black	Hispanic	Chinese	Filipino	Japanese	Amer. Ind.	Other
NUMBER OF PEDESTRIANS								
	24	31	1305	7	3	1	1	4
GENDER								
Male	16	26	1155	4	2	1	1	3
Female	8	5	150	3	1			1
APPARENT AGE								
1 - 17	1	5	332	3	2	1		
18 - 40	18	15	784	3				3
41 - 60	4	11	174	1	1		1	1
61 - 80	1		15					
81+								
INITIAL REASON FOR STOP								
Vehicle Code Moving/Pedestrian Violation	14	11	387	7	2	1		4
Municipal Code Violation	2	6	375		1			
Suspect Flight			49					
Consensual	2	8	158					
Call For Service			9					
Department Briefing (Crime Broadcast, Bulletins, Roll Call)		1	39					
Penal Code Violation	4	4	156					
Equipment/Registration Violation		1	8				1	
Health & Safety Code Violation	1		74					
Other	1		113					
PAT DOWN/FRISK SEARCH CONDUCTED?								
Yes	6	23	804	1	2			
DETAINEE ASKED TO SUBMIT TO CONSENSUAL SEARCH?								
Yes	3	13	454	1				
GRANTED?								
Yes	3	12	453	1				
WAS SEARCH CONDUCTED?								
Yes	6	22	789	1	2			
IF WARRANTLESS SEARCH CONDUCTED, SEARCH AUTHORITY								
Parole/Probation		4	40					
Odor of Contraband			8					
Incident to Pat Down/Frisk	3	13	505		1			
Incident to Arrest	3	2	150		1			
Impound Inventory								
Visible Contraband								
Consent		2	102					
Other			3					
IF SEARCH WAS CONDUCTED, WHAT WAS SEARCHED?								
Vehicle	1		7					
Belongings			22					
Person	6	22	780	1	2			
Container			6					
Residence			10					
Office			1					
Other		1	1					
IF SEARCH WAS CONDUCTED, WHAT WAS DISCOVERED?								
Weapons	1		14					
Money			2					
Drugs	2	1	37					
Alcohol			10					
Other Contraband			21					
Other Evidence of Crime	1		15					
Other Property			18					
Nothing	5	21	692	1	2			
ACTION TAKEN:								
Warning	5	10	302					
Citation	12	10	580	7	3	1	1	4
Arrest	3	3	264					
Field Interview Completed	5	11	461					
None	2	1	48					

**LOS ANGELES POLICE DEPARTMENT
FIELD DATA STATISTICS
OCB - Newton Area**

DESCRIPTION OF ITEM	DRIVER							
	White	Black	Hispanic	Chinese	Filipino	Japanese	Amer. Ind.	Other
NUMBER OF DRIVERS								
	74	876	1684	17	2	6		23
GENDER								
Male	56	690	1510	12	1	4		17
Female	18	186	174	5	1	2		6
APPARENT AGE								
1 - 17	2	17	69					1
18 - 40	52	674	1447	14	1	4		13
41 - 60	18	171	163	3	1	2		9
61 - 80	2	14	5					
81+								
INITIAL REASON FOR STOP								
Vehicle Code Moving/Pedestrian Violation	59	667	1344	16	2	5		19
Municipal Code Violation	1	2	5					
Suspect Flight		4	5					
Consensual		3	4					
Call For Service	1	11	25					
Department Briefing (Crime Broadcast, Bulletins, Roll Call)	2	1	6					
Penal Code Violation	5	32	34					
Equipment/Registration Violation	9	167	283	1		1		4
Health & Safety Code Violation		4	3					
Other		7	13					1
DRIVER REQUIRED TO EXIT VEHICLE?								
Yes	20	451	781	1		1		5
PAT DOWN/FRISK SEARCH CONDUCTED?								
Yes	16	396	625					4
DETAINEE ASKED TO SUBMIT TO CONSENSUAL SEARCH?								
Yes	7	229	318					3
GRANTED?								
Yes	7	229	319					3
WAS SEARCH CONDUCTED?								
Yes	18	424	711					4
IF WARRANTLESS SEARCH CONDUCTED, SEARCH AUTHORITY								
Parole/Probation	3	67	39					1
Odor of Contraband		4	7					
Incident to Pat Down/Frisk	7	119	251					1
Incident to Arrest	6	70	98					
Impound Inventory	3	69	220					
Visible Contraband		8	8					
Consent	7	199	284					3
Other			2					
IF SEARCH WAS CONDUCTED, WHAT WAS SEARCHED?								
Vehicle	13	282	455					3
Belongings		5	5					
Person	15	347	561					4
Container		1						
Residence								
Office		1						
Other			1					
IF SEARCH WAS CONDUCTED, WHAT WAS DISCOVERED?								
Weapons		6	5					
Money		4	2					
Drugs	1	23	22					1
Alcohol		2	5					
Other Contraband	1	5	2					
Other Evidence of Crime		14	32					
Other Property	1	7	24					
Nothing	18	387	645		1			3
ACTION TAKEN:								
Warning	20	202	268	4		2		3
Citation	46	571	1304	14	2	4		20
Arrest	7	56	74					
Field Interview Completed	8	102	91					1
None		7	13					

LOS ANGELES POLICE DEPARTMENT
FIELD DATA STATISTICS
OCB - Newton Area

DESCRIPTION OF ITEM	PASSENGER							
	White	Black	Hispanic	Chinese	Filipino	Japanese	Amer. Ind.	Other
NUMBER OF PASSENGERS								
	8	132	231	1				1
GENDER								
Male	5	97	213	1				1
Female	3	35	18					
APPARENT AGE								
1 - 17		14	47					
18 - 40	6	97	175	1				1
41 - 60	2	19	9					
61 - 80		2						
81+								
INITIAL REASON FOR STOP								
Vehicle Code Moving/Pedestrian Violation	3	90	163					1
Municipal Code Violation		1	2					
Suspect Flight		2	3					
Consensual			3					
Call For Service	1	6	5					
Department Briefing (Crime Broadcast, Bulletins, Roll Call)	2	2	7	1				
Penal Code Violation		13	22					
Equipment/Registration Violation	2	18	26					
Health & Safety Code Violation	1	4	3					
Other			2					
PAT DOWN/FRISK SEARCH CONDUCTED?								
Yes	3	99	174	1				1
DETAINEE ASKED TO SUBMIT TO CONSENSUAL SEARCH?								
Yes	1	46	77					1
GRANTED?								
Yes	1	46	75					1
WAS SEARCH CONDUCTED?								
Yes	6	102	184	1				1
IF WARRANTLESS SEARCH CONDUCTED, SEARCH AUTHORITY								
Parole/Probation		23	15					1
Odor of Contraband		4	2					
Incident to Pat Down/Frisk	2	32	82	1				
Incident to Arrest		21	28					
Impound Inventory	2	6	13					
Visible Contraband		3	3					
Consent	1	37	67					
Other			2					
IF SEARCH WAS CONDUCTED, WHAT WAS SEARCHED?								
Vehicle	3	20	35					
Belongings		3	4					
Person	3	94	168	1				1
Container								
Residence								
Office								
Other								
IF SEARCH WAS CONDUCTED, WHAT WAS DISCOVERED?								
Weapons		3	5					
Money								
Drugs	1	7	8					
Alcohol		2	2					
Other Contraband		4	1					
Other Evidence of Crime		5	14					
Other Property		3	2					
Nothing	5	82	154	1				1
ACTION TAKEN:								
Warning	2	22	31	1				
Citation	1	24	61					
Arrest	1	18	26					
Field Interview Completed	2	50	67					
None	3	33	67					1

**LOS ANGELES POLICE DEPARTMENT
FIELD DATA STATISTICS
OCB - Newton Area**

DESCRIPTION OF ITEM	PEDESTRIAN							
	White	Black	Hispanic	Chinese	Filipino	Japanese	Amer. Ind.	Other
NUMBER OF PEDESTRIANS								
	26	863	720		2			4
GENDER								
Male	16	772	654		2			3
Female	10	91	66					1
APPARENT AGE								
1 - 17		89	256					1
18 - 40	13	518	413		2			3
41 - 60	13	248	46					
61 - 80		8	5					
81+								
INITIAL REASON FOR STOP								
Vehicle Code Moving/Pedestrian Violation	15	366	202		2			
Municipal Code Violation	1	141	186					
Suspect Flight		11	6					
Consensual	3	70	48					
Call For Service	4	85	80					2
Department Briefing (Crime Broadcast, Bulletins, Roll Call)	1	7	5					
Penal Code Violation	2	96	149					2
Equipment/Registration Violation	1	46	30					
Health & Safety Code Violation	1	65	29					
Other		23	20					
PAT DOWN/FRISK SEARCH CONDUCTED?								
Yes	11	613	488		1			2
DETAINEE ASKED TO SUBMIT TO CONSENSUAL SEARCH?								
Yes	6	290	175					
GRANTED?								
Yes	6	288	175					
WAS SEARCH CONDUCTED?								
Yes	13	615	482		1			2
IF WARRANTLESS SEARCH CONDUCTED, SEARCH AUTHORITY								
Parole/Probation	1	118	56					
Odor of Contraband		3	5					
Incident to Pat Down/Frisk	4	214	166		1			2
Incident to Arrest	5	150	152					
Impound Inventory		2	2					
Visible Contraband		7	15					
Consent	6	248	149					
Other		4	5					
IF SEARCH WAS CONDUCTED, WHAT WAS SEARCHED?								
Vehicle		9	8					
Belongings		12	11		1			
Person	13	610	479		1			2
Container		1						
Residence		8	6					
Office								
Other		3	1					
IF SEARCH WAS CONDUCTED, WHAT WAS DISCOVERED?								
Weapons		19	14					
Money		19	10					
Drugs		56	24					
Alcohol		4	3					2
Other Contraband		14	17					
Other Evidence of Crime		15	42					
Other Property	1	13	14					
Nothing	13	509	376		1			
ACTION TAKEN:								
Warning	2	146	91					
Citation	14	368	343		2			2
Arrest	4	163	129					
Field Interview Completed	6	281	210					1
None	2	27	24					1

**LOS ANGELES POLICE DEPARTMENT
FIELD DATA STATISTICS
OCB - Northeast Area**

DESCRIPTION OF ITEM	DRIVER							
	White	Black	Hispanic	Chinese	Filipino	Japanese	Amer. Ind.	Other
NUMBER OF DRIVERS								
	1338	349	2837	139	206	33	5	232
GENDER								
Male	1006	271	2334	94	163	22	4	188
Female	332	78	503	45	43	11	1	44
APPARENT AGE								
1 - 17	17	4	110		8			8
18 - 40	915	263	2324	105	153	24	5	189
41 - 60	342	78	370	30	40	6		28
61 - 80	59	3	32	4	4	2		7
81+	5	1	1		1	1		
INITIAL REASON FOR STOP								
Vehicle Code Moving/Pedestrian Violation	1094	214	2077	106	151	28	2	196
Municipal Code Violation	4	1	21					
Suspect Flight		2	2					1
Consensual		2	2		1			
Call For Service	7		15	1	1			1
Department Briefing (Crime Broadcast, Bulletins, Roll Call)	3		11					
Penal Code Violation	9	5	27		2			1
Equipment/Registration Violation	229	127	679	32	52	5	3	33
Health & Safety Code Violation	2	1	9					
Other	5	3	44		1			3
DRIVER REQUIRED TO EXIT VEHICLE?								
Yes	148	98	898	3	31		1	27
PAT DOWN/FRISK SEARCH CONDUCTED?								
Yes	85	70	594	2	18			13
DETAINEE ASKED TO SUBMIT TO CONSENSUAL SEARCH?								
Yes	42	24	311	1	6			2
GRANTED?								
Yes	40	24	310	1	6			2
WAS SEARCH CONDUCTED?								
Yes	107	86	709	3	22			13
IF WARRANTLESS SEARCH CONDUCTED, SEARCH AUTHORITY								
Parole/Probation	13	6	44		2			
Odor of Contraband	3	1	10					
Incident to Pat Down/Frisk	20	13	100	1	5			5
Incident to Arrest	21	22	174	1	6			5
Impound Inventory	36	28	246	1	11			3
Visible Contraband	1	2	17		1			
Consent	25	17	253	1	4			1
Other		1	8		1			
IF SEARCH WAS CONDUCTED, WHAT WAS SEARCHED?								
Vehicle	69	61	500	3	19			8
Belongings	4		12					
Person	76	49	497	1	16			11
Container		1	1					
Residence			1					
Office								
Other	1		3					
IF SEARCH WAS CONDUCTED, WHAT WAS DISCOVERED?								
Weapons	1	2	12		1			
Money	1		1		1			1
Drugs	3	6	32					1
Alcohol	3	1	18		1			
Other Contraband	2		12					
Other Evidence of Crime	4		10					
Other Property	5	4	18		3			1
Nothing	107	78	664	3	18	1		12
ACTION TAKEN:								
Warning	180	58	485	21	30	3		17
Citation	1123	271	2203	118	169	30	4	206
Arrest	25	11	108		5			1
Field Interview Completed	39	14	198	1	12			8
None	6	5	33		2		1	4

**LOS ANGELES POLICE DEPARTMENT
FIELD DATA STATISTICS
OCB - Northeast Area**

DESCRIPTION OF ITEM	PASSENGER							
	White	Black	Hispanic	Chinese	Filipino	Japanese	Amer. Ind.	Other
NUMBER OF PASSENGERS								
	46	39	321	4	13			6
GENDER								
Male	36	22	270	2	13			4
Female	10	17	51	2				2
APPARENT AGE								
1 - 17	4	9	86	1	4			
18 - 40	39	28	220	3	9			5
41 - 60	3	2	15					1
61 - 80								
81+								
INITIAL REASON FOR STOP								
Vehicle Code Moving/Pedestrian Violation	25	17	201	4	9			5
Municipal Code Violation		2	14	1				
Suspect Flight		2	2					1
Consensual			3					
Call For Service	1	2	4		1			
Department Briefing (Crime Broadcast, Bulletins, Roll Call)			14	1				
Penal Code Violation	8	6	32	1	3			
Equipment/Registration Violation	9	10	66					
Health & Safety Code Violation	1		3					
Other	2		10					1
PAT DOWN/FRISK SEARCH CONDUCTED?								
Yes	28	21	227	2	9			3
DETAINEE ASKED TO SUBMIT TO CONSENSUAL SEARCH?								
Yes	11	8	122	1	5			3
GRANTED?								
Yes	11	8	122	1	5			3
WAS SEARCH CONDUCTED?								
Yes	25	19	224	1	9			3
IF WARRANTLESS SEARCH CONDUCTED, SEARCH AUTHORITY								
Parole/Probation	4	1	25					
Odor of Contraband								
Incident to Pat Down/Frisk	9	7	48		3			1
Incident to Arrest	7	4	47		4			
Impound Inventory	1	1	12					
Visible Contraband	1	2	8		1			
Consent	9	4	104	1	2			2
Other		1	3					
IF SEARCH WAS CONDUCTED, WHAT WAS SEARCHED?								
Vehicle	6	8	48		1			
Belongings	2	1	6					
Person	24	15	206	1	8			3
Container								
Residence								
Office			1					
Other								
IF SEARCH WAS CONDUCTED, WHAT WAS DISCOVERED?								
Weapons		2	7		2			
Money								
Drugs	1	2	11		1			
Alcohol		1	8					
Other Contraband			7		1			
Other Evidence of Crime	1		3					
Other Property			4					
Nothing	26	15	192	1	5			3
ACTION TAKEN:								
Warning	2	10	39	1	4			
Citation	16	8	98	3	1			2
Arrest	2	3	32		2			
Field Interview Completed	18	15	156		5			4
None	6	2	34					

**LOS ANGELES POLICE DEPARTMENT
FIELD DATA STATISTICS
OCB - Northeast Area**

DESCRIPTION OF ITEM	PEDESTRIAN							
	White	Black	Hispanic	Chinese	Filipino	Japanese	Amer. Ind.	Other
NUMBER OF PEDESTRIANS								
	208	153	1117	4	33	2	4	47
GENDER								
Male	160	105	995	4	24	1	4	46
Female	48	48	122		9	1		1
APPARENT AGE								
1 - 17	21	24	418	3	20	1	1	25
18 - 40	125	96	582		10	1	2	19
41 - 60	61	29	111	1	2		1	2
61 - 80	1	4	6		1			
81+								1
INITIAL REASON FOR STOP								
Vehicle Code Moving/Pedestrian Violation	72	49	188		4	1	1	6
Municipal Code Violation	41	40	453	3	14		2	18
Suspect Flight		1	18					
Consensual	16	18	72		1			
Call For Service	32	12	85		8		1	6
Department Briefing (Crime Broadcast, Bulletins, Roll Call)	5	8	49					1
Penal Code Violation	23	21	186	1	2	1		5
Equipment/Registration Violation	5	1	13					
Health & Safety Code Violation	11	6	56		5			1
Other	14	6	83				1	13
PAT DOWN/FRISK SEARCH CONDUCTED?								
Yes	78	68	722	3	15		2	21
DETAINEE ASKED TO SUBMIT TO CONSENSUAL SEARCH?								
Yes	33	30	306	2	5		1	11
GRANTED?								
Yes	34	30	304	2	5		1	11
WAS SEARCH CONDUCTED?								
Yes	76	61	650	3	15		1	19
IF WARRANTLESS SEARCH CONDUCTED, SEARCH AUTHORITY:								
Parole/Probation	8	5	68					
Odor of Contraband	1		7					1
Incident to Pat Down/Frisk	14	19	106		11			9
Incident to Arrest	30	21	252	1	4			5
Impound Inventory			2					
Visible Contraband		1	24					1
Consent	27	22	268	2	5		1	7
Other		3	5					
IF SEARCH WAS CONDUCTED, WHAT WAS SEARCHED?								
Vehicle	3		10		1			
Belongings	12	5	33		1			
Person	66	60	639	3	15		1	19
Container		1	1					
Residence	1		6					
Office								
Other	4	1	4					2
IF SEARCH WAS CONDUCTED, WHAT WAS DISCOVERED?								
Weapons	1	1	14					1
Money			3					
Drugs	3	3	32					
Alcohol	2	2	21					
Other Contraband	5	5	46	1	1			3
Other Evidence of Crime	1	3	15					
Other Property	2	1	23					
Nothing	63	48	525	3	14		1	16
ACTION TAKEN:								
Warning	46	33	151	1	9		2	6
Citation	78	67	496	3	16	2	1	26
Arrest	28	26	192	1	5			9
Field Interview Completed	83	55	445	2	7			11
None	6	8	61				1	1

LOS ANGELES POLICE DEPARTMENT
FIELD DATA STATISTICS
OCB - Rampart Area

DESCRIPTION OF ITEM	DRIVER							
	White	Black	Hispanic	Chinese	Filipino	Japanese	Amer. Ind.	Other
NUMBER OF DRIVERS	594	611	2783	120	127	58	7	397
GENDER								
Male	459	491	2418	93	103	41	2	314
Female	135	120	365	27	24	17	5	83
APPARENT AGE								
1 - 17	3	2	38	1				3
18 - 40	402	432	2342	75	94	42	3	268
41 - 60	169	166	375	36	31	16	3	110
61 - 80	17	10	26	7	2		1	15
81+	3	1	2	1				1
INITIAL REASON FOR STOP								
Vehicle Code Moving/Pedestrian Violation	491	481	2261	98	112	50	7	347
Municipal Code Violation	2	7	27					1
Suspect Flight		1	2		1			1
Consensual	2	1	8			1		
Call For Service	2		13	1				
Department Briefing (Crime Broadcast, Bulletins, Roll Call)	1		9			1		
Penal Code Violation	4	7	39	1	1	1		3
Equipment/Registration Violation	89	110	443	20	14	5		43
Health & Safety Code Violation	9	9	12		1	2		4
Other	5	7	28	1	1	1		5
DRIVER REQUIRED TO EXIT VEHICLE?								
Yes	186	253	1228	11	20	9	2	86
PAT DOWN/FRISK SEARCH CONDUCTED?								
Yes	132	202	864	8	14	8	2	58
DETAINEE ASKED TO SUBMIT TO CONSENSUAL SEARCH?								
Yes	64	97	403	6	7	2	2	24
GRANTED?								
Yes	64	96	399	6	7	2	2	23
WAS SEARCH CONDUCTED?								
Yes	153	224	1039	10	17	7	2	67
IF WARRANTLESS SEARCH CONDUCTED, SEARCH AUTHORITY								
Parole/Probation	25	45	53			1		3
Odor of Contraband	2	3	6		1			1
Incident to Pat Down/Frisk	37	45	295	1	3	3	1	22
Incident to Arrest	34	60	234	2	5	2		18
Impound Inventory	23	38	355	4	6			12
Visible Contraband	5	7	14			1		2
Consent	56	75	331	4	5	1	2	21
Other	3	2	10					2
IF SEARCH WAS CONDUCTED, WHAT WAS SEARCHED?								
Vehicle	101	139	690	8	12	3	2	44
Belongings	6	9	18			1		1
Person	125	189	770	6	13	7	2	53
Container	2	4	3					
Residence	1							
Office								
Other								
IF SEARCH WAS CONDUCTED, WHAT WAS DISCOVERED?								
Weapons	2	1	9	1	2	1		
Money	1	1	8					
Drugs	26	29	43	2	2			7
Alcohol	2	5	14		1			
Other Contraband	13	7	9		2	1		2
Other Evidence of Crime	2	4	16			1		
Other Property	6	18	48	1				4
Nothing	115	172	930	8	11	6	2	60
ACTION TAKEN:								
Warning	86	99	405	18	18	2		38
Citation	458	453	2219	100	100	51	7	336
Arrest	40	44	130	1	7	3		20
Field Interview Completed	17	28	103	1	3	1	1	7
None	2	8	27		1	2		2

**LOS ANGELES POLICE DEPARTMENT
FIELD DATA STATISTICS
OCB - Rampart Area**

DESCRIPTION OF ITEM	PASSENGER							
	White	Black	Hispanic	Chinese	Filipino	Japanese	Amer. Ind.	Other
NUMBER OF PASSENGERS								
	57	71	294	3	4		2	14
GENDER								
Male	27	51	239		2		1	11
Female	30	20	55	3	2		1	3
APPARENT AGE								
1 - 17	1	3	50					
18 - 40	44	55	220	3	4			12
41 - 60	10	13	21				2	2
61 - 80	2		3					
81+								
INITIAL REASON FOR STOP								
Vehicle Code Moving/Pedestrian Violation	31	52	206	3	4		2	8
Municipal Code Violation	1	1	13					
Suspect Flight		2						
Consensual	1		3					1
Call For Service		1	4					
Department Briefing (Crime Broadcast, Bulletins, Roll Call)			11					
Penal Code Violation	4	6	13					1
Equipment/Registration Violation	13	8	33					3
Health & Safety Code Violation	3	4	14					1
Other	5	2	10					
PAT DOWN/FRISK SEARCH CONDUCTED?								
Yes	35	50	210	1	2		1	10
DETAINEE ASKED TO SUBMIT TO CONSENSUAL SEARCH?								
Yes	17	21	90		1		1	3
GRANTED?								
Yes	17	21	90		1		1	3
WAS SEARCH CONDUCTED?								
Yes	36	52	209	1	2		1	11
IF WARRANTLESS SEARCH CONDUCTED, SEARCH AUTHORITY								
Parole/Probation	7	12	22		1			
Odor of Contraband		4	5					
Incident to Pat Down/Frisk	12	13	81					5
Incident to Arrest	11	10	35	1	1			3
Impound Inventory	3	6	10					1
Visible Contraband			3					
Consent	15	17	76		1		1	3
Other			6					1
IF SEARCH WAS CONDUCTED, WHAT WAS SEARCHED?								
Vehicle	8	11	44					1
Belongings	3	3	9	1				
Person	34	47	200	1	2		1	10
Container		1						
Residence	1							
Office								
Other								
IF SEARCH WAS CONDUCTED, WHAT WAS DISCOVERED?								
Weapons	1	1	11					
Money			2					
Drugs	7	10	17					1
Alcohol		4	8					
Other Contraband	3	1	7		1			
Other Evidence of Crime	2		4					
Other Property		3	6					1
Nothing	25	38	162	1	1		1	9
ACTION TAKEN:								
Warning	9	14	38				2	3
Citation	18	18	91	2	3			4
Arrest	11	10	33		1			3
Field Interview Completed	18	16	70	1				1
None	6	18	73					4

**LOS ANGELES POLICE DEPARTMENT
FIELD DATA STATISTICS
OCB - Rampart Area**

DESCRIPTION OF ITEM	PEDESTRIAN							
	White	Black	Hispanic	Chinese	Filipino	Japanese	Amer. Ind.	Other
NUMBER OF PEDESTRIANS								
	522	1135	3047	12	28	5	20	55
GENDER								
Male	318	953	2706	9	22	4	10	41
Female	204	182	341	3	6	1	10	14
APPARENT AGE								
1 - 17	8	15	324					1
18 - 40	322	641	2293	10	18	5	12	38
41 - 60	184	462	409	1	9		6	16
61 - 80	8	17	21	1	1		2	
81+								
INITIAL REASON FOR STOP								
Vehicle Code Moving/Pedestrian Violation	213	457	1351	4	14	1	7	23
Municipal Code Violation	85	287	678	4	7	3	4	8
Suspect Flight	2	4	30					1
Consensual	69	157	236		4		3	7
Call For Service	7	13	63					
Department Briefing (Crime Broadcast, Bulletins, Roll Call)	4	12	76					
Penal Code Violation	75	79	354	1	1	1	2	6
Equipment/Registration Violation	5	11	34	1				
Health & Safety Code Violation	64	135	239	2	1		3	6
Other	12	25	91		1		1	5
PAT DOWN/FRISK SEARCH CONDUCTED?								
Yes	243	675	1941	5	13	4	9	24
DETAINEE ASKED TO SUBMIT TO CONSENSUAL SEARCH?								
Yes	103	264	774	2	5	3	4	12
GRANTED?								
Yes	102	262	771	2	5	3	4	12
WAS SEARCH CONDUCTED?								
Yes	287	712	1905	6	12	4	10	32
IF WARRANTLESS SEARCH CONDUCTED, SEARCH AUTHORITY								
Parole/Probation	51	197	208		2		4	5
Odor of Contraband	1	5	13				1	
Incident to Pat Down/Frisk	54	143	567	1	4	1	2	4
Incident to Arrest	112	249	592	3	5	2	2	15
Impound Inventory			4					
Visible Contraband	14	24	35					1
Consent	83	191	624	2	3	1	3	12
Other	1	1	27					
IF SEARCH WAS CONDUCTED, WHAT WAS SEARCHED?								
Vehicle	1	3	20					
Belongings	38	49	68	1		1	1	5
Person	269	697	1880	5	12	4	9	25
Container	5	6	10					3
Residence	2	1	3					
Office								
Other	2	2	11					1
IF SEARCH WAS CONDUCTED, WHAT WAS DISCOVERED?								
Weapons	1	9	18					1
Money	1	11	42			1		1
Drugs	37	80	141	1			1	8
Alcohol	7	10	38		1		2	2
Other Contraband	27	57	70	1				2
Other Evidence of Crime	3	6	35			1		1
Other Property	7	40	117					1
Nothing	216	536	1517	4	11	3	7	19
ACTION TAKEN:								
Warning	93	202	536	3	5	2	2	3
Citation	233	464	1466	7	17	1	10	26
Arrest	121	262	538	2	3	2	6	16
Field Interview Completed	108	230	742		3		1	15
None	26	61	102		1		4	1

**LOS ANGELES POLICE DEPARTMENT
FIELD DATA STATISTICS
OCB - Central Traffic Area**

DESCRIPTION OF ITEM	DRIVER							
	White	Black	Hispanic	Chinese	Filipino	Japanese	Amer. Ind.	Other
NUMBER OF DRIVERS								
	4435	2787	16527	1209	668	494	17	1628
GENDER								
Male	3059	1842	12808	868	452	330	12	1230
Female	1376	945	3719	341	216	164	5	398
APPARENT AGE								
1 - 17	35	24	184	12	3	2		11
18 - 40	2634	1620	12280	694	372	283	14	1000
41 - 60	1459	970	3638	434	244	168	3	527
61 - 80	287	164	411	68	47	39		87
81+	20	9	14	1	2	2		3
INITIAL REASON FOR STOP								
Vehicle Code Moving/Pedestrian Violation	3868	2347	13947	1055	558	440	14	1444
Municipal Code Violation	25	22	111	13	6	5		7
Suspect Flight	18	26	153	10	4	2		5
Consensual	13	21	83	3	2	1		2
Call For Service	28	20	211	4	6	2		15
Department Briefing (Crime Broadcast, Bulletins, Roll Call)	4	1	6			1		1
Penal Code Violation	2	1	6		1	1		1
Equipment/Registration Violation	540	419	2403	146	102	50	3	171
Health & Safety Code Violation	12	5	39	2		1		3
Other	2	7	13			1		1
DRIVER REQUIRED TO EXIT VEHICLE?								
Yes	144	314	3139	25	11	10	1	112
PAT DOWN/FRISK SEARCH CONDUCTED?								
Yes	26	69	621	6	2	3		31
DETAINEE ASKED TO SUBMIT TO CONSENSUAL SEARCH?								
Yes	5	10	95		1	2		4
GRANTED?								
Yes	4	9	95		1	2		4
WAS SEARCH CONDUCTED?								
Yes	111	298	2981	18	9	7	1	86
IF WARRANTLESS SEARCH CONDUCTED, SEARCH AUTHORITY								
Parole/Probation	2	6	44					2
Odor of Contraband	1	7	42					1
Incident to Pat Down/Frisk	3	10	76	1	1			3
Incident to Arrest	31	69	655	5		3		55
Impound Inventory	75	221	2195	13	7	4	1	31
Visible Contraband			2					
Consent	1	6	31		1			
Other			2					
IF SEARCH WAS CONDUCTED, WHAT WAS SEARCHED?								
Vehicle	89	240	2453	13	8	5	1	34
Belongings	2	6	40		1			3
Person	35	85	753	5	2	3		59
Container			1					
Residence			1					
Office	1							
Other			3					1
IF SEARCH WAS CONDUCTED, WHAT WAS DISCOVERED?								
Weapons		1	11					1
Money		1	9					1
Drugs	1	6	16					
Alcohol		3	29					
Other Contraband	2	3	1					
Other Evidence of Crime			2					
Other Property	3	5	28					
Nothing	118	286	2955	24	11	7	1	92
ACTION TAKEN:								
Warning	204	322	1443	44	21	19	2	140
Citation	4218	2424	14515	1168	652	474	15	1431
Arrest	58	75	722	14	5	3		52
Field Interview Completed	1	4	19					2
None		3	14		2			3

**LOS ANGELES POLICE DEPARTMENT
FIELD DATA STATISTICS
OCB - Central Traffic Area**

DESCRIPTION OF ITEM	PASSENGER							
	White	Black	Hispanic	Chinese	Filipino	Japanese	Amer. Ind.	Other
NUMBER OF PASSENGERS								
	26	34	272	3	4	4		15
GENDER								
Male	18	20	143	2	2	2		9
Female	8	14	129	1	2	2		6
APPARENT AGE								
1 - 17	2	3	42					3
18 - 40	14	24	196	2	4	2		7
41 - 60	7	6	28	1		2		4
61 - 80	3	1	6					1
81+								
INITIAL REASON FOR STOP								
Vehicle Code Moving/Pedestrian Violation	25	31	268	3	4	4		15
Municipal Code Violation		1	6					
Suspect Flight		2	6					
Consensual		2	2					
Call For Service			1					
Department Briefing (Crime Broadcast, Bulletins, Roll Call)								
Penal Code Violation			1					
Equipment/Registration Violation	1	3	2					
Health & Safety Code Violation								
Other		1						
PAT DOWN/FRISK SEARCH CONDUCTED?								
Yes	2	6	21					
DETAINEE ASKED TO SUBMIT TO CONSENSUAL SEARCH?								
Yes		3	4					
GRANTED?								
Yes		3	4					
WAS SEARCH CONDUCTED?								
Yes	5	9	59	1				
IF WARRANTLESS SEARCH CONDUCTED, SEARCH AUTHORITY								
Parole/Probation		1	5					
Odor of Contraband			1					
Incident to Pat Down/Frisk		2	8					
Incident to Arrest	2	2	8					
Impound Inventory	3	5	32	1				
Visible Contraband			1					
Consent		1	3					
Other								
IF SEARCH WAS CONDUCTED, WHAT WAS SEARCHED?								
Vehicle	4	7	46	1				
Belongings		1						
Person	2	5	17					
Container								
Residence								
Office								
Other								
IF SEARCH WAS CONDUCTED, WHAT WAS DISCOVERED?								
Weapons		1	2					
Money			1					
Drugs			2					
Alcohol			5					
Other Contraband		1	1					
Other Evidence of Crime	1							
Other Property			1					
Nothing	4	7	54	1				
ACTION TAKEN:								
Warning	1	2	10					3
Citation	23	29	247	3	4	4		12
Arrest	2	3	12					
Field Interview Completed	1	1	5					
None	1	3	8					

**LOS ANGELES POLICE DEPARTMENT
FIELD DATA STATISTICS
OCB - Central Traffic Area**

DESCRIPTION OF ITEM	PEDESTRIAN							
	White	Black	Hispanic	Chinese	Filipino	Japanese	Amer. Ind.	Other
NUMBER OF PEDESTRIANS								
	1056	1732	3519	147	101	41	4	189
GENDER								
Male	794	1410	2715	95	63	24	4	132
Female	262	322	804	52	38	17		57
APPARENT AGE								
1 - 17	8	30	184		1	1		3
18 - 40	546	703	2334	63	46	24	3	95
41 - 60	418	928	875	58	39	13	1	71
61 - 80	82	70	123	25	15	3		20
81+	2	1	3	1				
INITIAL REASON FOR STOP								
Vehicle Code Moving/Pedestrian Violation	1013	1674	3432	147	101	38	4	182
Municipal Code Violation	2	11	25			1		
Suspect Flight	3	13	23					
Consensual	2	6	13					
Call For Service	2	2	12					
Department Briefing (Crime Broadcast, Bulletins, Roll Call)		1	2					
Penal Code Violation	38	55	39			2		7
Equipment/Registration Violation	2	1	6					
Health & Safety Code Violation	1	5	9					1
Other	1	1	4					
PAT DOWN/FRISK SEARCH CONDUCTED?								
Yes	8	16	56					
DETAINEE ASKED TO SUBMIT TO CONSENSUAL SEARCH?								
Yes	1	1	3					
GRANTED?								
Yes	1	1	3					
WAS SEARCH CONDUCTED?								
Yes	6	14	49					
IF WARRANTLESS SEARCH CONDUCTED, SEARCH AUTHORITY								
Parole/Probation			10					
Odor of Contraband		1	1					
Incident to Pat Down/Frisk	1	4	15					
Incident to Arrest	3	5	17					
Impound Inventory	2	1	5					
Visible Contraband								
Consent	1	1	5					
Other			1					
IF SEARCH WAS CONDUCTED, WHAT WAS SEARCHED?								
Vehicle	2	2	5					
Belongings		1						
Person	5	12	45					
Container								
Residence			1					
Office								
Other	1		1					
IF SEARCH WAS CONDUCTED, WHAT WAS DISCOVERED?								
Weapons	1	2	2					
Money								
Drugs								
Alcohol								
Other Contraband			1					
Other Evidence of Crime								
Other Property	1		5					
Nothing	9	15	51					1
ACTION TAKEN:								
Warning	24	34	81	4	2	1	1	2
Citation	1033	1708	3424	143	99	40	3	186
Arrest	7	17	35					1
Field Interview Completed	2	1	23					
None		2	4					1

**LOS ANGELES POLICE DEPARTMENT
FIELD DATA STATISTICS
OSB**

DESCRIPTION OF ITEM	DRIVER							
	White	Black	Hispanic	Chinese	Filipino	Japanese	Amer. Ind.	Other
NUMBER OF DRIVERS								
	4135	20915	14585	388	203	302	32	611
GENDER								
Male	2802	14017	11251	259	132	203	23	439
Female	1332	6898	3333	129	71	99	9	171
APPARENT AGE								
1 - 17	59	354	367	2	1	4		5
18 - 40	2455	14762	11410	250	124	184	22	408
41 - 60	1297	4854	2592	110	67	83	9	176
61 - 80	294	896	210	26	10	29	1	20
81+	30	49	6		1	2		2
INITIAL REASON FOR STOP								
Vehicle Code Moving/Pedestrian Violation	3683	17327	12416	345	178	286	31	547
Municipal Code Violation	15	84	72	2		1	1	1
Suspect Flight	13	135	77	1	1			2
Consensual	9	101	37	1	1			
Call For Service	7	95	76	1	1			2
Department Briefing (Crime Broadcast, Bulletins, Roll Call)	6	50	29	1		1		
Penal Code Violation	8	193	89		1			2
Equipment/Registration Violation	445	3426	2047	38	22	17	1	61
Health & Safety Code Violation	10	69	51			2		3
Other	7	187	110	2				4
DRIVER REQUIRED TO EXIT VEHICLE?								
Yes	348	5235	3320	8	12	12	5	43
PAT DOWN/FRISK SEARCH CONDUCTED?								
Yes	216	3629	2014	4	7	1	2	21
DETAINEE ASKED TO SUBMIT TO CONSENSUAL SEARCH?								
Yes	87	1848	827	3	3	2	2	7
GRANTED?								
Yes	86	1836	823	3	3	2	2	7
WAS SEARCH CONDUCTED?								
Yes	289	4560	2848	4	9	6	4	27
IF WARRANTLESS SEARCH CONDUCTED, SEARCH AUTHORITY								
Parole/Probation	35	615	158	1	1			1
Odor of Contraband	5	114	54					
Incident to Pat Down/Frisk	61	1019	505	1	1			5
Incident to Arrest	71	880	597	1	1		1	6
Impound Inventory	95	1442	1341	1	5	2	1	9
Visible Contraband	4	35	28					
Consent	66	1474	616	2	3		2	6
Other	1	35	20					1
IF SEARCH WAS CONDUCTED, WHAT WAS SEARCHED?								
Vehicle	205	3158	2083	2	8	5	2	18
Belongings	9	129	43	1	1	1		1
Person	176	3126	1572	4	4	1	2	15
Container	4	12	6					
Residence	3	1	5					
Office		1	2					
Other		6	6					
IF SEARCH WAS CONDUCTED, WHAT WAS DISCOVERED?								
Weapons	5	86	46			1		1
Money	1	73	15					
Drugs	22	207	96		1		1	
Alcohol	9	72	49			1		
Other Contraband	5	42	33				1	
Other Evidence of Crime	6	68	50					
Other Property	17	239	206				1	3
Nothing	299	4461	2678	21	14	12	9	27
ACTION TAKEN:								
Warning	375	3229	1408	21	13	9	1	42
Citation	3682	16740	12618	366	188	288	31	564
Arrest	77	894	539	4	1	4	1	7
Field Interview Completed	40	859	397	1	2	3	1	4
None	19	149	85	3	1	1		2

**LOS ANGELES POLICE DEPARTMENT
FIELD DATA STATISTICS
OSB**

DESCRIPTION OF ITEM	PASSENGER							
	White	Black	Hispanic	Chinese	Filipino	Japanese	Amer. Ind.	Other
NUMBER OF PASSENGERS								
	115	1824	828	2	3	1	4	13
GENDER								
Male	61	1382	689	2	2	1	3	7
Female	54	442	139		1		1	6
APPARENT AGE								
1 - 17	7	221	178					1
18 - 40	92	1421	618	2	3		3	12
41 - 60	16	171	29			1	1	
61 - 80		10	3					
81+		1						
INITIAL REASON FOR STOP								
Vehicle Code Moving/Pedestrian Violation	78	1267	603	1	3		2	8
Municipal Code Violation	4	27	25					
Suspect Flight		30	25					
Consensual	2	57	18					
Call For Service	3	27	14	1				1
Department Briefing (Crime Broadcast, Bulletins, Roll Call)	1	34	18					
Penal Code Violation	7	130	44					3
Equipment/Registration Violation	16	296	94			1	2	
Health & Safety Code Violation	4	40	13					
Other	5	52	39					1
PAT DOWN/FRISK SEARCH CONDUCTED?								
Yes	65	1204	574		2	1	1	8
DETAINEE ASKED TO SUBMIT TO CONSENSUAL SEARCH?								
Yes	25	590	264		1		1	1
GRANTED?								
Yes	25	591	264		1		1	1
WAS SEARCH CONDUCTED?								
Yes	63	1192	546		1	1	2	8
IF WARRANTLESS SEARCH CONDUCTED, SEARCH AUTHORITY								
Parole/Probation	11	185	65					
Odor of Contraband	2	37	27					
Incident to Pat Down/Frisk	21	394	171			1	1	5
Incident to Arrest	17	203	99			1		4
Impound Inventory	2	57	40					1
Visible Contraband	5	28	16					
Consent	17	512	213		1			1
Other	1	11	8				1	
IF SEARCH WAS CONDUCTED, WHAT WAS SEARCHED?								
Vehicle	19	288	152			1	1	3
Belongings	6	37	13					
Person	55	1112	497		1	1	1	7
Container		6	1					
Residence								
Office								
Other		1						
IF SEARCH WAS CONDUCTED, WHAT WAS DISCOVERED?								
Weapons	3	34	22					
Money		22	3					
Drugs	7	62	33					
Alcohol	4	30	16					
Other Contraband	5	14	14					
Other Evidence of Crime	3	16	12					
Other Property	4	48	26				1	1
Nothing	43	1022	443		2	1	1	7
ACTION TAKEN:								
Warning	22	395	141	1	1		3	3
Citation	38	400	257	1			1	6
Arrest	14	203	90					3
Field Interview Completed	27	645	265		1			1
None	22	401	154		1	1		

**LOS ANGELES POLICE DEPARTMENT
FIELD DATA STATISTICS
OSB**

DESCRIPTION OF ITEM	PEDESTRIAN							
	White	Black	Hispanic	Chinese	Filipino	Japanese	Amer. Ind.	Other
NUMBER OF PEDESTRIANS	725	8059	3660	39	13	14	5	72
GENDER								
Male	508	6421	3137	21	7	6	3	54
Female	216	1637	523	18	6	8	2	18
APPARENT AGE								
1 - 17	87	1399	1263	3	3		1	7
18 - 40	470	4749	2086	31	9	8	2	53
41 - 60	155	1817	288	3		5	2	10
61 - 80	13	92	23	2	1	1		2
81+		2						
INITIAL REASON FOR STOP								
Vehicle Code Moving/Pedestrian Violation	363	3037	1230	37	6	10	1	49
Municipal Code Violation	105	1509	1100	1	2		1	13
Suspect Flight	9	276	77		1			
Consensual	78	1034	354	1				
Call For Service	15	545	165				1	4
Department Briefing (Crime Broadcast, Bulletins, Roll Call)	36	343	214		1	1	1	4
Penal Code Violation	78	871	305		3	1		4
Equipment/Registration Violation	9	190	88					
Health & Safety Code Violation	33	491	154			1		1
Other	47	392	261		1	1	1	3
PAT DOWN/FRISK SEARCH CONDUCTED?								
Yes	288	5250	2219	1	5	3	2	13
DETAINEE ASKED TO SUBMIT TO CONSENSUAL SEARCH?								
Yes	123	2419	946	1	4	2	1	2
GRANTED?								
Yes	123	2411	944	1	4	2	1	2
WAS SEARCH CONDUCTED?								
Yes	286	5167	2014	1	6	2	4	14
IF WARRANTLESS SEARCH CONDUCTED, SEARCH AUTHORITY								
Parole/Probation	57	967	310			1		2
Odor of Contraband	1	79	39				1	
Incident to Pat Down/Frisk	68	1631	609			1	1	6
Incident to Arrest	107	1286	521		3		3	7
Impound Inventory		11	2					
Visible Contraband	5	98	31					1
Consent	94	1986	751	1	4	1	1	1
Other	7	23	17					
IF SEARCH WAS CONDUCTED, WHAT WAS SEARCHED?								
Vehicle	5	119	49		1			
Belongings	34	235	66		2		1	2
Person	264	5035	1967	1	4	2	4	14
Container	4	93	20					
Residence	2	46	32					
Office		2	3					
Other	1	16	9					1
IF SEARCH WAS CONDUCTED, WHAT WAS DISCOVERED?								
Weapons	18	171	61				1	
Money	7	103	24					1
Drugs	18	329	139					
Alcohol	5	124	47					
Other Contraband	23	173	85					1
Other Evidence of Crime	9	75	65					2
Other Property	11	273	121					1
Nothing	218	4195	1615	1	7	2	3	11
ACTION TAKEN:								
Warning	141	2252	804	6		3	3	9
Citation	383	2739	1760	32	9	10		55
Arrest	87	1441	418		3		2	11
Field Interview Completed	145	2575	1165		2	1	2	4
None	28	456	124	1				

**LOS ANGELES POLICE DEPARTMENT
FIELD DATA STATISTICS
OSB - Harbor Area**

DESCRIPTION OF ITEM	DRIVER							
	White	Black	Hispanic	Chinese	Filipino	Japanese	Amer. Ind.	Other
NUMBER OF DRIVERS								
	1170	617	2514	65	56	38	4	110
GENDER								
Male	846	453	2052	42	40	27	3	81
Female	323	164	462	23	16	11	1	29
APPARENT AGE								
1 - 17	20	11	103		1	2		2
18 - 40	739	431	2046	44	39	27	4	78
41 - 60	350	154	340	19	14	5		27
61 - 80	56	20	25	2	2	4		2
81+	5	1						1
INITIAL REASON FOR STOP								
Vehicle Code Moving/Pedestrian Violation	983	469	2069	56	46	36	3	99
Municipal Code Violation	8	2	21					
Suspect Flight	2		6		1			
Consensual	2	4	6					
Call For Service			10		1			
Department Briefing (Crime Broadcast, Bulletins, Roll Call)	4	4	16	1				
Penal Code Violation	2	6	26		1			1
Equipment/Registration Violation	184	133	401	8	8	2	1	10
Health & Safety Code Violation	4	1	13					
Other	6	8	25					
DRIVER REQUIRED TO EXIT VEHICLE?								
Yes	208	160	772	5	8	1	1	15
PAT DOWN/FRISK SEARCH CONDUCTED?								
Yes	147	115	586	3	5		1	9
DETAINEE ASKED TO SUBMIT TO CONSENSUAL SEARCH?								
Yes	59	52	227	3	2			2
GRANTED?								
Yes	59	51	226	3	2			2
WAS SEARCH CONDUCTED?								
Yes	181	144	662	3	7	1	1	8
IF WARRANTLESS SEARCH CONDUCTED, SEARCH AUTHORITY								
Parole/Probation	30	31	79	1				
Odor of Contraband	5	3	15					
Incident to Pat Down/Frisk	47	32	128		1			1
Incident to Arrest	41	25	153	1	1		1	3
Impound Inventory	49	46	267	1	4			3
Visible Contraband	3	2	15					
Consent	45	32	155	2	2			2
Other	1	4	8					
IF SEARCH WAS CONDUCTED, WHAT WAS SEARCHED?								
Vehicle	127	110	478	2	6	1		5
Belongings	8	4	16	1	1			
Person	120	94	437	3	3		1	5
Container	4		1					
Residence	3		3					
Office								
Other			2					
IF SEARCH WAS CONDUCTED, WHAT WAS DISCOVERED?								
Weapons	4	4	11					
Money		3	2					
Drugs	13	9	54		1			
Alcohol	7	3	25			1		
Other Contraband	5	7	21				1	
Other Evidence of Crime	3		16					
Other Property	12	4	31					1
Nothing	158	126	557	5	6		1	8
ACTION TAKEN:								
Warning	210	125	341	8	6	5		19
Citation	917	452	2021	56	48	32	4	89
Arrest	31	19	103	1	1	1	1	1
Field Interview Completed	27	26	145		2			2
None	10	8	27	1	1			

LOS ANGELES POLICE DEPARTMENT
FIELD DATA STATISTICS
OSB - Harbor Area

DESCRIPTION OF ITEM	PASSENGER							
	White	Black	Hispanic	Chinese	Filipino	Japanese	Amer. Ind.	Other
NUMBER OF PASSENGERS								
	79	55	253		2		2	5
GENDER								
Male	52	36	214		2		1	3
Female	27	19	39				1	2
APPARENT AGE								
1 - 17	7	3	51					1
18 - 40	63	36	187		2		2	4
41 - 60	9	16	15					
61 - 80								
81+								
INITIAL REASON FOR STOP								
Vehicle Code Moving/Pedestrian Violation	54	34	173		2		1	2
Municipal Code Violation	4		14					
Suspect Flight			5					
Consensual		4	2					
Call For Service	1		1					
Department Briefing (Crime Broadcast, Bulletins, Roll Call)	1	1	11					
Penal Code Violation		5	8					3
Equipment/Registration Violation	13	12	27				1	
Health & Safety Code Violation	4	1	11					
Other	4	1	16					
PAT DOWN/FRISK SEARCH CONDUCTED?								
Yes	53	33	186		2		1	5
DETAINEE ASKED TO SUBMIT TO CONSENSUAL SEARCH?								
Yes	22	9	70		1		1	1
GRANTED?								
Yes	22	9	70		1		1	1
WAS SEARCH CONDUCTED?								
Yes	52	30	180		1		1	4
IF WARRANTLESS SEARCH CONDUCTED, SEARCH AUTHORITY								
Parole/Probation	10	10	33					
Odor of Contraband	2	1	8					
Incident to Pat Down/Frisk	17	6	51				1	3
Incident to Arrest	12	9	42					3
Impound Inventory	2	2	21					
Visible Contraband	4	2	7					
Consent	16	3	49		1			1
Other	1		3					
IF SEARCH WAS CONDUCTED, WHAT WAS SEARCHED?								
Vehicle	15	11	61					
Belongings	6	1	4					
Person	45	25	156		1		1	4
Container								
Residence								
Office								
Other		1						
IF SEARCH WAS CONDUCTED, WHAT WAS DISCOVERED?								
Weapons	2		5					
Money								
Drugs	4	1	17					
Alcohol	4	3	12					
Other Contraband	4	1	10					
Other Evidence of Crime	1		2					
Other Property	4		8					1
Nothing	35	25	133		2		1	3
ACTION TAKEN:								
Warning	11	6	32		1		1	1
Citation	30	17	92				1	1
Arrest	10	6	30					3
Field Interview Completed	21	12	84		1			
None	14	14	36					

**LOS ANGELES POLICE DEPARTMENT
FIELD DATA STATISTICS
OSB - Harbor Area**

DESCRIPTION OF ITEM	PEDESTRIAN							
	White	Black	Hispanic	Chinese	Filipino	Japanese	Amer. Ind.	Other
NUMBER OF PEDESTRIANS								
	353	270	1286	2	4	2	3	15
GENDER								
Male	288	231	1151	2	3	2	3	12
Female	64	39	135		1			3
APPARENT AGE								
1 - 17	59	63	399	1	2			5
18 - 40	206	146	774	1	2	1	1	7
41 - 60	87	59	110			1	2	3
61 - 80	1	2	3					
81+								
INITIAL REASON FOR STOP								
Vehicle Code Moving/Pedestrian Violation	100	63	330					3
Municipal Code Violation	81	67	338	1	1		1	8
Suspect Flight	5	8	33		1			
Consensual	59	42	165	1				
Call For Service	7	8	27				1	1
Department Briefing (Crime Broadcast, Bulletins, Roll Call)	28	18	139		1	1	1	2
Penal Code Violation	32	35	92		2			2
Equipment/Registration Violation	8	5	49					
Health & Safety Code Violation	24	17	84					1
Other	40	29	173			1		1
PAT DOWN/FRISK SEARCH CONDUCTED?								
Yes	221	191	930	1	4	1	2	9
DETAINEE ASKED TO SUBMIT TO CONSENSUAL SEARCH?								
Yes	81	54	331	1	2			1
GRANTED?								
Yes	81	54	330	1	2			1
WAS SEARCH CONDUCTED?								
Yes	205	168	807	1	3		2	9
IF WARRANTLESS SEARCH CONDUCTED, SEARCH AUTHORITY								
Parole/Probation	46	50	177					2
Odor of Contraband			20				1	
Incident to Pat Down/Frisk	52	48	236				1	3
Incident to Arrest	82	53	228		2		2	5
Impound Inventory			2					
Visible Contraband	3	3	16					
Consent	58	30	224	1	2			1
Other	6		6					
IF SEARCH WAS CONDUCTED, WHAT WAS SEARCHED?								
Vehicle	3	2	26		1			
Belongings	22	13	41					1
Person	195	162	784	1	3		2	9
Container			1					
Residence	2	2	19					
Office								
Other	1	1	4					
IF SEARCH WAS CONDUCTED, WHAT WAS DISCOVERED?								
Weapons	14	9	23					
Money	2	5	10					1
Drugs	13	10	84					
Alcohol	5	4	14					
Other Contraband	22	7	60					1
Other Evidence of Crime	8	1	28					1
Other Property	9	2	29					1
Nothing	147	144	625	1	4		2	7
ACTION TAKEN:								
Warning	76	53	274	1		1	2	2
Citation	126	82	515		2			9
Arrest	58	43	170		2		1	3
Field Interview Completed	104	84	483		1	1	2	2
None	24	32	51	1				

LOS ANGELES POLICE DEPARTMENT
FIELD DATA STATISTICS
OSB - 77th Street Area

DESCRIPTION OF ITEM	DRIVER							
	White	Black	Hispanic	Chinese	Filipino	Japanese	Amer. Ind.	Other
NUMBER OF DRIVERS								
	60	3444	1286	7	3	6		26
GENDER								
Male	45	2672	1144	5	3	4		20
Female	15	772	142	2		2		6
APPARENT AGE								
1 - 17	2	96	51					
18 - 40	46	2768	1102	5	2	4		18
41 - 60	12	521	125	2	1	2		7
61 - 80		58	8					1
81+		1						
INITIAL REASON FOR STOP								
Vehicle Code Moving/Pedestrian Violation	46	2868	1074	7	3	6		22
Municipal Code Violation	2	10	7					
Suspect Flight		17	8					
Consensual		16	2					
Call For Service	3	39	17					1
Department Briefing (Crime Broadcast, Bulletins, Roll Call)		16	4					
Penal Code Violation	2	73	30					1
Equipment/Registration Violation	11	443	153					2
Health & Safety Code Violation		13	5					
Other	1	103	40					1
DRIVER REQUIRED TO EXIT VEHICLE?								
Yes	19	1604	602	1	1	1		7
PAT DOWN/FRISK SEARCH CONDUCTED?								
Yes	10	1232	461	1				4
DETAINEE ASKED TO SUBMIT TO CONSENSUAL SEARCH?								
Yes	6	688	190					1
GRANTED?								
Yes	6	684	189					1
WAS SEARCH CONDUCTED?								
Yes	14	1406	506	1				5
IF WARRANTLESS SEARCH CONDUCTED, SEARCH AUTHORITY								
Parole/Probation		226	20					1
Odor of Contraband		21	6					
Incident to Pat Down/Frisk	1	358	137	1				1
Incident to Arrest	5	249	116					1
Impound Inventory	3	290	180					
Visible Contraband		12	5					
Consent	5	561	142					1
Other		7	4					
IF SEARCH WAS CONDUCTED, WHAT WAS SEARCHED?								
Vehicle	10	894	327					2
Belongings		22	9					
Person	6	1105	353	1				5
Container		2	2					
Residence		1						
Office								
Other		2	1					
IF SEARCH WAS CONDUCTED, WHAT WAS DISCOVERED?								
Weapons		19	15					
Money		18	2					
Drugs	1	56	11					
Alcohol		29	10					
Other Contraband		15	6					
Other Evidence of Crime	1	30	11					
Other Property		73	38					1
Nothing	12	1237	435	1				4
ACTION TAKEN:								
Warning	25	1140	296	2		2		5
Citation	30	1967	871	5	3	4		19
Arrest	4	209	84					
Field Interview Completed	4	396	97			1		1
None	2	51	18					

**LOS ANGELES POLICE DEPARTMENT
FIELD DATA STATISTICS
OSB - 77th Street Area**

DESCRIPTION OF ITEM	PASSENGER							
	White	Black	Hispanic	Chinese	Filipino	Japanese	Amer. Ind.	Other
NUMBER OF PASSENGERS								
	14	808	211	1	1		1	1
GENDER								
Male	1	619	180	1			1	
Female	13	189	31		1			1
APPARENT AGE								
1 - 17		100	55					
18 - 40	9	649	151	1	1		1	1
41 - 60	5	57	5					
61 - 80		1						
81+		1						
INITIAL REASON FOR STOP								
Vehicle Code Moving/Pedestrian Violation	8	572	150		1			
Municipal Code Violation		11	4					
Suspect Flight		12	12					
Consensual	1	25	7					
Call For Service	1	20	8	1				1
Department Briefing (Crime Broadcast, Bulletins, Roll Call)		17	3					
Penal Code Violation	5	55	14					
Equipment/Registration Violation	1	112	15				1	
Health & Safety Code Violation		9	2					
Other	1	25	13					
PAT DOWN/FRISK SEARCH CONDUCTED?								
Yes	4	546	152					1
DETAINEE ASKED TO SUBMIT TO CONSENSUAL SEARCH?								
Yes	1	262	69					
GRANTED?								
Yes	1	263	69					
WAS SEARCH CONDUCTED?								
Yes	5	575	141				1	1
IF WARRANTLESS SEARCH CONDUCTED, SEARCH AUTHORITY								
Parole/Probation		94	14					
Odor of Contraband		10	8					
Incident to Pat Down/Frisk		202	55					
Incident to Arrest	4	89	24					1
Impound Inventory		22	5					
Visible Contraband		11	2					
Consent	1	235	52					
Other		3	2					1
IF SEARCH WAS CONDUCTED, WHAT WAS SEARCHED?								
Vehicle	3	98	28				1	1
Belongings		10	3					
Person	4	551	135					1
Container		2						
Residence								
Office								
Other								
IF SEARCH WAS CONDUCTED, WHAT WAS DISCOVERED?								
Weapons		10	7					
Money		11						
Drugs	1	26	6					
Alcohol		16	1					
Other Contraband	1	7	2					
Other Evidence of Crime	2	6	3					
Other Property		24	3				1	
Nothing	3	497	126					1
ACTION TAKEN:								
Warning	6	183	50	1			1	
Citation	1	114	42					
Arrest	2	79	22					
Field Interview Completed	3	336	81					1
None	4	204	41		1			

**LOS ANGELES POLICE DEPARTMENT
FIELD DATA STATISTICS
OSB - 77th Street Area**

DESCRIPTION OF ITEM	PEDESTRIAN							
	White	Black	Hispanic	Chinese	Filipino	Japanese	Amer. Ind.	Other
NUMBER OF PEDESTRIANS								
	88	3393	778		4		1	13
GENDER								
Male	28	2512	668		1			7
Female	60	881	110		3		1	6
APPARENT AGE								
1 - 17	8	553	270		1		1	1
18 - 40	68	2078	468		3			9
41 - 60	12	734	40					2
61 - 80		27						1
81+		1						
INITIAL REASON FOR STOP								
Vehicle Code Moving/Pedestrian Violation	31	1218	227		2		1	6
Municipal Code Violation	9	519	212		1			3
Suspect Flight	1	127	21					
Consensual	10	448	66					
Call For Service	5	365	106					2
Department Briefing (Crime Broadcast, Bulletins, Roll Call)	4	134	22					1
Penal Code Violation	29	496	120		1			1
Equipment/Registration Violation		42	8					
Health & Safety Code Violation	2	197	26					
Other	4	151	39					2
PAT DOWN/FRISK SEARCH CONDUCTED?								
Yes	33	2221	551		1			1
DETAINEE ASKED TO SUBMIT TO CONSENSUAL SEARCH?								
Yes	18	989	255		2		1	1
GRANTED?								
Yes	18	984	255		2		1	1
WAS SEARCH CONDUCTED?								
Yes	40	2352	542		3		1	2
IF WARRANTLESS SEARCH CONDUCTED, SEARCH AUTHORITY								
Parole/Probation	4	419	46					
Odor of Contraband		20	5					
Incident to Pat Down/Frisk	8	739	187					2
Incident to Arrest	14	628	136		1			
Impound Inventory		5						
Visible Contraband		24	3					
Consent	17	799	211		2		1	
Other		7	2					
IF SEARCH WAS CONDUCTED, WHAT WAS SEARCHED?								
Vehicle		38	8					
Belongings	7	112	6		2		1	1
Person	33	2293	537		1		1	2
Container	4	26	2					
Residence		16	8					
Office		1						
Other		4						
IF SEARCH WAS CONDUCTED, WHAT WAS DISCOVERED?								
Weapons		56	18				1	
Money	2	39	6					
Drugs	1	139	22					
Alcohol		36	7					
Other Contraband		84	9					
Other Evidence of Crime	1	38	22					
Other Property	1	146	27					
Nothing	36	1928	461		3			2
ACTION TAKEN:								
Warning	26	998	224					5
Citation	31	956	292		3			6
Arrest	15	671	97		1		1	4
Field Interview Completed	22	1260	287					2
None	1	179	36					

**LOS ANGELES POLICE DEPARTMENT
FIELD DATA STATISTICS
OSB - Southeast Area**

DESCRIPTION OF ITEM	DRIVER							
	White	Black	Hispanic	Chinese	Filipino	Japanese	Amer. Ind.	Other
NUMBER OF DRIVERS								
	76	2920	1301	10	10	7	1	28
GENDER								
Male	61	2228	1084	6	7	6		25
Female	15	692	217	4	3	1	1	3
APPARENT AGE								
1 - 17	2	62	50					
18 - 40	46	2263	1105	4	4	6	1	21
41 - 60	23	532	142	5	5	1		4
61 - 80	5	59	4	1				2
81+		4			1			1
INITIAL REASON FOR STOP								
Vehicle Code Moving/Pedestrian Violation	49	2048	986	7	9	5	1	22
Municipal Code Violation		27	20	1				
Suspect Flight		60	22					
Consensual	1	25	11					
Call For Service		10	4					
Department Briefing (Crime Broadcast, Bulletins, Roll Call)	1	12	5			1		
Penal Code Violation	3	58	13					
Equipment/Registration Violation	24	792	290	1	1	1		6
Health & Safety Code Violation		12	7					
Other		31	15	1				
DRIVER REQUIRED TO EXIT VEHICLE?								
Yes	20	1224	546		2	5		6
PAT DOWN/FRISK SEARCH CONDUCTED?								
Yes	16	996	372		2	1		5
DETAINEE ASKED TO SUBMIT TO CONSENSUAL SEARCH?								
Yes	4	422	154		1	2		3
GRANTED?								
Yes	4	422	154		1	2		3
WAS SEARCH CONDUCTED?								
Yes	14	937	409		1	2		4
IF WARRANTLESS SEARCH CONDUCTED, SEARCH AUTHORITY								
Parole/Probation	2	165	36		1			
Odor of Contraband		36	13					
Incident to Pat Down/Frisk	5	176	64					1
Incident to Arrest	1	209	77					1
Impound Inventory	3	223	152					
Visible Contraband		3	3					
Consent	3	298	108		1			2
Other		5	3					1
IF SEARCH WAS CONDUCTED, WHAT WAS SEARCHED?								
Vehicle	9	640	298		1	1		3
Belongings	1	56	9			1		
Person	10	667	238		1	1		3
Container		5	2					
Residence			1					
Office		1	2					
Other		2	1					
IF SEARCH WAS CONDUCTED, WHAT WAS DISCOVERED?								
Weapons		27	10			1		1
Money	1	31	6					
Drugs	2	48	12					
Alcohol	1	10	3					
Other Contraband		5	4					
Other Evidence of Crime		14	7					
Other Property	1	42	17					
Nothing	11	881	392		1	1		3
ACTION TAKEN:								
Warning	15	677	252	3	3	1		6
Citation	54	2056	995	6	7	4	1	20
Arrest	5	196	67			1		1
Field Interview Completed	6	202	75			2		1
None	3	36	12	1				1

**LOS ANGELES POLICE DEPARTMENT
FIELD DATA STATISTICS
OSB - Southeast Area**

DESCRIPTION OF ITEM	PASSENGER							
	White	Black	Hispanic	Chinese	Filipino	Japanese	Amer. Ind.	Other
NUMBER OF PASSENGERS								
	8	362	135			1	1	1
GENDER								
Male	4	283	118			1	1	1
Female	4	79	17					
APPARENT AGE								
1 - 17		45	30					
18 - 40	8	287	105					1
41 - 60		30				1	1	
61 - 80								
81+								
INITIAL REASON FOR STOP								
Vehicle Code Moving/Pedestrian Violation	4	239	103				1	
Municipal Code Violation		5	6					
Suspect Flight		11	8					
Consensual		13	5					
Call For Service	1	5	3					
Department Briefing (Crime Broadcast, Bulletins, Roll Call)		4						
Penal Code Violation	1	35	10					
Equipment/Registration Violation	2	69	27			1		
Health & Safety Code Violation		12						
Other		9	2					1
PAT DOWN/FRISK SEARCH CONDUCTED?								
Yes	5	268	109			1		1
DETAINEE ASKED TO SUBMIT TO CONSENSUAL SEARCH?								
Yes	2	103	44					
GRANTED?								
Yes	2	103	44					
WAS SEARCH CONDUCTED?								
Yes	3	202	84			1		1
IF WARRANTLESS SEARCH CONDUCTED, SEARCH AUTHORITY								
Parole/Probation	1	39	9					
Odor of Contraband		12	6					
Incident to Pat Down/Frisk	2	48	15			1		1
Incident to Arrest		44	12			1		
Impound Inventory		10	5					
Visible Contraband		1	2					
Consent		82	41					
Other		2						
IF SEARCH WAS CONDUCTED, WHAT WAS SEARCHED?								
Vehicle		65	28			1		1
Belongings		14	4					
Person	3	181	74			1		1
Container		2	1					
Residence								
Office								
Other								
IF SEARCH WAS CONDUCTED, WHAT WAS DISCOVERED?								
Weapons		10	4					
Money		8	3					
Drugs	1	9	4					
Alcohol		2						
Other Contraband			2					
Other Evidence of Crime		4	3					
Other Property		17	9					
Nothing	3	173	66			1		1
ACTION TAKEN:								
Warning	1	80	24				1	1
Citation	1	74	30					
Arrest	2	43	15					
Field Interview Completed	1	115	40					
None	2	95	43			1		

**LOS ANGELES POLICE DEPARTMENT
FIELD DATA STATISTICS
OSB - Southeast Area**

DESCRIPTION OF ITEM	PEDESTRIAN							
	White	Black	Hispanic	Chinese	Filipino	Japanese	Amer. Ind.	Other
NUMBER OF PEDESTRIANS								
	36	1604	544	1				3
GENDER								
Male	20	1375	452					1
Female	16	228	92	1				2
APPARENT AGE								
1 - 17	9	339	225					
18 - 40	22	987	291	1				3
41 - 60	5	258	28					
61 - 80		19						
81+		1						
INITIAL REASON FOR STOP								
Vehicle Code Moving/Pedestrian Violation	10	644	145	1				2
Municipal Code Violation	6	361	216					1
Suspect Flight	2	101	16					
Consensual	5	128	32					
Call For Service	1	51	17					
Department Briefing (Crime Broadcast, Bulletins, Roll Call)		64	35					1
Penal Code Violation	15	181	50					
Equipment/Registration Violation		75	18					
Health & Safety Code Violation	3	80	24					
Other		55	28					
PAT DOWN/FRISK SEARCH CONDUCTED?								
Yes	14	1161	344					
DETAINEE ASKED TO SUBMIT TO CONSENSUAL SEARCH?								
Yes	9	465	124					
GRANTED?								
Yes	9	465	124					
WAS SEARCH CONDUCTED?								
Yes	16	895	260					
IF WARRANTLESS SEARCH CONDUCTED, SEARCH AUTHORITY								
Parole/Probation	6	176	56					
Odor of Contraband	1	28	8					
Incident to Pat Down/Frisk	2	153	47					
Incident to Arrest	4	282	72					
Impound Inventory		2						
Visible Contraband		23	7					
Consent	6	356	93					
Other		4	6					
IF SEARCH WAS CONDUCTED, WHAT WAS SEARCHED?								
Vehicle	1	42	10					
Belongings	3	55	12					
Person	13	862	254					
Container		19	3					
Residence		22	4					
Office		1	3					
Other		7	4					
IF SEARCH WAS CONDUCTED, WHAT WAS DISCOVERED?								
Weapons	3	65	10					
Money	1	35	7					
Drugs	2	63	16					
Alcohol		19	8					
Other Contraband		25	3					
Other Evidence of Crime		15	10					
Other Property	1	70	24					
Nothing	12	687	199					
ACTION TAKEN:								
Warning	20	425	139					
Citation	8	610	243	1				3
Arrest	6	306	71					1
Field Interview Completed	7	467	176					
None	1	94	20					

**LOS ANGELES POLICE DEPARTMENT
FIELD DATA STATISTICS
OSB - Southwest Area**

DESCRIPTION OF ITEM	DRIVER							
	White	Black	Hispanic	Chinese	Filipino	Japanese	Amer. Ind.	Other
NUMBER OF DRIVERS								
	172	3866	1281	38	7	18	2	39
GENDER								
Male	109	2805	1078	30	3	15	2	30
Female	63	1061	203	8	4	3		9
APPARENT AGE								
1 - 17		91	39					
18 - 40	132	2879	1073	33	4	12	2	26
41 - 60	35	781	161	2	3	5		10
61 - 80	5	111	8	3		1		3
81+		4						
INITIAL REASON FOR STOP								
Vehicle Code Moving/Pedestrian Violation	148	2916	983	30	5	15	2	31
Municipal Code Violation		16	3				1	
Suspect Flight	1	19	6					
Consensual	1	20	4					
Call For Service	2	8	4					
Department Briefing (Crime Broadcast, Bulletins, Roll Call)		15	4					
Penal Code Violation		52	18					
Equipment/Registration Violation	23	922	269	8	2	4		6
Health & Safety Code Violation	3	24	9					2
Other		38	22					3
DRIVER REQUIRED TO EXIT VEHICLE?								
Yes	25	1272	439			1	2	4
PAT DOWN/FRISK SEARCH CONDUCTED?								
Yes	16	982	303				1	2
DETAINEE ASKED TO SUBMIT TO CONSENSUAL SEARCH?								
Yes	12	620	214				2	1
GRANTED?								
Yes	11	614	212				2	1
WAS SEARCH CONDUCTED?								
Yes	19	1191	397				2	3
IF WARRANTLESS SEARCH CONDUCTED, SEARCH AUTHORITY								
Parole/Probation	2	169	14					
Odor of Contraband		37	5					
Incident to Pat Down/Frisk	4	360	115					2
Incident to Arrest	4	192	54					1
Impound Inventory	2	277	111					1
Visible Contraband	1	16	4					
Consent	8	550	196				2	1
Other		15	4					
IF SEARCH WAS CONDUCTED, WHAT WAS SEARCHED?								
Vehicle	11	790	256				1	1
Belongings		25	5					1
Person	15	972	306				1	2
Container		5						
Residence			1					
Office								
Other		1						
IF SEARCH WAS CONDUCTED, WHAT WAS DISCOVERED?								
Weapons	1	30	8					
Money		10	3					
Drugs	3	67	12				1	
Alcohol	1	16	5					
Other Contraband		12						
Other Evidence of Crime		13	7					
Other Property		48	18				1	
Nothing	19	1093	383	4		1		5
ACTION TAKEN:								
Warning	38	869	264	4	1	1	1	5
Citation	128	2784	958	35	6	15	1	33
Arrest	8	215	54	2		1		
Field Interview Completed	3	222	69	1			1	
None	1	35	22			1		1

**LOS ANGELES POLICE DEPARTMENT
FIELD DATA STATISTICS
OSB - Southwest Area**

DESCRIPTION OF ITEM	PASSENGER							
	White	Black	Hispanic	Chinese	Filipino	Japanese	Amer. Ind.	Other
NUMBER OF PASSENGERS								
	6	479	154					1
GENDER								
Male	2	377	139					1
Female	4	102	15					
APPARENT AGE								
1 - 17		64	34					
18 - 40	6	360	117					1
41 - 60		50	2					
61 - 80		5	1					
81+								
INITIAL REASON FOR STOP								
Vehicle Code Moving/Pedestrian Violation	5	315	105					1
Municipal Code Violation		9	1					
Suspect Flight		7						
Consensual	1	11	4					
Call For Service		2	2					
Department Briefing (Crime Broadcast, Bulletins, Roll Call)		12	4					
Penal Code Violation		32	11					
Equipment/Registration Violation		100	24					
Health & Safety Code Violation		17						
Other		15	6					
PAT DOWN/FRISK SEARCH CONDUCTED?								
Yes	1	332	115					1
DETAINEE ASKED TO SUBMIT TO CONSENSUAL SEARCH?								
Yes		205	75					
GRANTED?								
Yes		205	75					
WAS SEARCH CONDUCTED?								
Yes	1	347	125					1
IF WARRANTLESS SEARCH CONDUCTED, SEARCH AUTHORITY								
Parole/Probation		38	7					
Odor of Contraband		14	5					
Incident to Pat Down/Frisk		124	44					1
Incident to Arrest	1	58	18					
Impound Inventory		12	4					
Visible Contraband	1	13	5					
Consent		183	69					
Other		6	3					
IF SEARCH WAS CONDUCTED, WHAT WAS SEARCHED?								
Vehicle	1	97	27					
Belongings		10	2					
Person	1	331	122					1
Container		2						
Residence								
Office								
Other								
IF SEARCH WAS CONDUCTED, WHAT WAS DISCOVERED?								
Weapons	1	12	6					
Money		3						
Drugs	1	23	4					
Alcohol		9	3					
Other Contraband		6						
Other Evidence of Crime		6	3					
Other Property		6	4					
Nothing		294	106					1
ACTION TAKEN:								
Warning	2	117	33					1
Citation		107	29					
Arrest		70	20					
Field Interview Completed	2	175	59					
None	2	76	28					

07/01/2002 - 12/31/2002

**LOS ANGELES POLICE DEPARTMENT
FIELD DATA STATISTICS
OSB - Southwest Area**

DESCRIPTION OF ITEM	PEDESTRIAN							
	White	Black	Hispanic	Chinese	Filipino	Japanese	Amer. Ind.	Other
NUMBER OF PEDESTRIANS								
	37	2159	642		1	2	1	3
GENDER								
Male	28	1850	545			2		3
Female	9	309	97		1		1	
APPARENT AGE								
1 - 17	4	371	328					
18 - 40	21	1183	285		1		1	2
41 - 60	10	583	27			2		1
61 - 80	2	22	2					
81+								
INITIAL REASON FOR STOP								
Vehicle Code Moving/Pedestrian Violation	12	551	135					
Municipal Code Violation	9	548	331					1
Suspect Flight	1	29	7					
Consensual	4	405	89					
Call For Service	2	118	13					1
Department Briefing (Crime Broadcast, Bulletins, Roll Call)	4	126	17					
Penal Code Violation	2	151	36			1		1
Equipment/Registration Violation	1	66	13					
Health & Safety Code Violation	4	184	20			1		
Other	2	139	19		1		1	
PAT DOWN/FRISK SEARCH CONDUCTED?								
Yes	19	1588	372			2		3
DETAINEE ASKED TO SUBMIT TO CONSENSUAL SEARCH?								
Yes	14	878	230			2		
GRANTED?								
Yes	14	875	230			2		
WAS SEARCH CONDUCTED?								
Yes	24	1658	379			2	1	3
IF WARRANTLESS SEARCH CONDUCTED, SEARCH AUTHORITY								
Parole/Probation	1	306	25			1		
Odor of Contraband		31	5					
Incident to Pat Down/Frisk	5	642	129			1		1
Incident to Arrest	7	311	77				1	2
Impound Inventory		2						
Visible Contraband	2	48	4					1
Consent	12	772	218			1		
Other	1	11	3					
IF SEARCH WAS CONDUCTED, WHAT WAS SEARCHED?								
Vehicle	1	31	3					
Belongings	2	51	7					
Person	22	1629	367			2	1	3
Container		47	14					
Residence		5	1					
Office								
Other		4	1					1
IF SEARCH WAS CONDUCTED, WHAT WAS DISCOVERED?								
Weapons	1	38	8					
Money	2	22	1					
Drugs	2	112	17					
Alcohol		65	18					
Other Contraband	1	56	9					
Other Evidence of Crime		20	5					1
Other Property		55	41					
Nothing	19	1342	304			2	1	2
ACTION TAKEN:								
Warning	14	726	151			2	1	
Citation	13	553	324					1
Arrest	7	407	74					3
Field Interview Completed	12	723	210		1			
None	1	145	16					

**LOS ANGELES POLICE DEPARTMENT
FIELD DATA STATISTICS
OSB - South Traffic Division**

DESCRIPTION OF ITEM	DRIVER							
	White	Black	Hispanic	Chinese	Filipino	Japanese	Amer. Ind.	Other
NUMBER OF DRIVERS	2642	10002	8185	267	125	233	25	407
GENDER								
Male	1731	5797	5876	175	77	151	18	282
Female	911	4205	2308	92	48	82	7	124
APPARENT AGE								
1 - 17	35	94	124	2		2		3
18 - 40	1481	6358	6068	163	74	135	15	264
41 - 60	873	2863	1822	82	43	70	9	128
61 - 80	228	648	165	20	8	24	1	12
81+	25	39	6			2		
INITIAL REASON FOR STOP								
Vehicle Code Moving/Pedestrian Violation	2446	8979	7290	244	113	224	25	373
Municipal Code Violation	5	28	21	1		1		1
Suspect Flight	10	39	35	1				2
Consensual	4	34	14	1	1			
Call For Service	2	38	41	1				1
Department Briefing (Crime Broadcast, Bulletins, Roll Call)		2						
Penal Code Violation		2	2					
Equipment/Registration Violation	201	1123	930	21	11	10		36
Health & Safety Code Violation	3	19	17			2		1
Other		6	7	1				
DRIVER REQUIRED TO EXIT VEHICLE?								
Yes	74	929	953	2	1	4	2	11
PAT DOWN/FRISK SEARCH CONDUCTED?								
Yes	25	269	286					1
DETAINEE ASKED TO SUBMIT TO CONSENSUAL SEARCH?								
Yes	5	51	40					
GRANTED?								
Yes	5	50	40					
WAS SEARCH CONDUCTED?								
Yes	58	842	867		1	3	1	7
IF WARRANTLESS SEARCH CONDUCTED, SEARCH AUTHORITY								
Parole/Probation	1	15	9					
Odor of Contraband		17	15					
Incident to Pat Down/Frisk	3	76	56					
Incident to Arrest	19	202	196					
Impound Inventory	37	602	630		1	2	1	5
Visible Contraband		2	1					
Consent	4	22	14					
Other		3	1					
IF SEARCH WAS CONDUCTED, WHAT WAS SEARCHED?								
Vehicle	47	695	722		1	3	1	7
Belongings		21	4					
Person	23	255	232					
Container			1					
Residence								
Office								
Other			2					
IF SEARCH WAS CONDUCTED, WHAT WAS DISCOVERED?								
Weapons		6	2					
Money		11	2					
Drugs	3	25	6					
Alcohol		13	6					
Other Contraband		3	2					
Other Evidence of Crime	2	11	9					
Other Property	3	72	102					1
Nothing	97	1087	905	11	7	10	8	7
ACTION TAKEN:								
Warning	86	397	252	4	3			7
Citation	2542	9446	7759	263	122	233	25	402
Arrest	29	252	230	1		1		5
Field Interview Completed		6	11					
None	1	16	6	1				

**LOS ANGELES POLICE DEPARTMENT
FIELD DATA STATISTICS
OSB - South Traffic Division**

DESCRIPTION OF ITEM	PASSENGER							
	White	Black	Hispanic	Chinese	Filipino	Japanese	Amer. Ind.	Other
NUMBER OF PASSENGERS								
	7	94	71	1				5
GENDER								
Male	2	45	34	1				2
Female	5	49	37					3
APPARENT AGE								
1 - 17		7	8					
18 - 40	5	66	54	1				5
41 - 60	2	17	7					
61 - 80		4	2					
81+								
INITIAL REASON FOR STOP								
Vehicle Code Moving/Pedestrian Violation	7	92	68	1				5
Municipal Code Violation		1						
Suspect Flight								
Consensual								
Call For Service								
Department Briefing (Crime Broadcast, Bulletins, Roll Call)								
Penal Code Violation			1					1
Equipment/Registration Violation		1	1					
Health & Safety Code Violation		1						
Other			1					
PAT DOWN/FRISK SEARCH CONDUCTED?								
Yes	1	7	8					
DETAINEE ASKED TO SUBMIT TO CONSENSUAL SEARCH?								
Yes		1	4					
GRANTED?								
Yes		1	4					
WAS SEARCH CONDUCTED?								
Yes	1	16	12					1
IF WARRANTLESS SEARCH CONDUCTED, SEARCH AUTHORITY								
Parole/Probation		1	2					
Odor of Contraband								
Incident to Pat Down/Frisk	1	5	4					
Incident to Arrest		2	2					
Impound Inventory		11	5					1
Visible Contraband		1						
Consent								
Other								
IF SEARCH WAS CONDUCTED, WHAT WAS SEARCHED?								
Vehicle		12	6					1
Belongings		1						
Person	1	6	7					
Container								
Residence								
Office								
Other								
IF SEARCH WAS CONDUCTED, WHAT WAS DISCOVERED?								
Weapons								
Money								
Drugs		2						
Alcohol								
Other Contraband								
Other Evidence of Crime								
Other Property		1	2					
Nothing	1	14	10					1
ACTION TAKEN:								
Warning	1		2					
Citation	6	85	62	1				5
Arrest		1	2					
Field Interview Completed		2	1					
None		6	5					

**LOS ANGELES POLICE DEPARTMENT
FIELD DATA STATISTICS
OSB - South Traffic Division**

DESCRIPTION OF ITEM	PEDESTRIAN							
	White	Black	Hispanic	Chinese	Filipino	Japanese	Amer. Ind.	Other
NUMBER OF PEDESTRIANS								
	210	540	391	36	4	10		38
GENDER								
Male	144	362	302	19	3	2		31
Female	66	178	89	17	1	8		7
APPARENT AGE								
1 - 17	7	58	35	2				1
18 - 40	153	280	255	29	3	7		32
41 - 60	40	180	83	3		2		4
61 - 80	10	22	18	2	1	1		1
81+								
INITIAL REASON FOR STOP								
Vehicle Code Moving/Pedestrian Violation	209	528	386	36	4	10		38
Municipal Code Violation		4						
Suspect Flight		2						
Consensual								
Call For Service		2	2					
Department Briefing (Crime Broadcast, Bulletins, Roll Call)		1	1					
Penal Code Violation		2	2					
Equipment/Registration Violation		1						
Health & Safety Code Violation		2						
Other	1	2						
PAT DOWN/FRISK SEARCH CONDUCTED?								
Yes	1	16	4					
DETAINEE ASKED TO SUBMIT TO CONSENSUAL SEARCH?								
Yes	1	8	1					
GRANTED?								
Yes	1	8	1					
WAS SEARCH CONDUCTED?								
Yes	1	18	7					
IF WARRANTLESS SEARCH CONDUCTED, SEARCH AUTHORITY								
Parole/Probation		4	1					
Odor of Contraband			1					
Incident to Pat Down/Frisk	1	4	2					
Incident to Arrest		5	1					
Impound Inventory		2						
Visible Contraband			1					
Consent	1	6	1					
Other		1						
IF SEARCH WAS CONDUCTED, WHAT WAS SEARCHED?								
Vehicle		3	1					
Belongings		3						
Person	1	13	6					
Container		1						
Residence								
Office								
Other								
IF SEARCH WAS CONDUCTED, WHAT WAS DISCOVERED?								
Weapons		1						
Money		1						
Drugs		2						
Alcohol								
Other Contraband			2					
Other Evidence of Crime								
Other Property								
Nothing	4	24	11					
ACTION TAKEN:								
Warning	5	19	7	5				2
Citation	204	516	382	31	4	10		36
Arrest	1	4	2					
Field Interview Completed		4	1					
None	1		1					

**LOS ANGELES POLICE DEPARTMENT
FIELD DATA STATISTICS
OVB**

DESCRIPTION OF ITEM	DRIVER							
	White	Black	Hispanic	Chinese	Filipino	Japanese	Amer. Ind.	Other
NUMBER OF DRIVERS								
	31027	5355	30072	1097	1481	611	148	2962
GENDER								
Male	19856	3613	22579	687	975	356	97	2144
Female	11169	1742	7490	409	506	255	51	818
APPARENT AGE								
1 - 17	690	54	671	23	30	14	3	81
18 - 40	18680	3968	24294	671	958	375	101	1961
41 - 60	9421	1216	4670	342	432	185	34	805
61 - 80	2048	110	419	60	60	34	8	107
81+	188	7	18	1	1	3	2	7
INITIAL REASON FOR STOP								
Vehicle Code Moving/Pedestrian Violation	27849	4410	25115	998	1312	576	142	2595
Municipal Code Violation	343	61	389	9	9	6	2	25
Suspect Flight	559	84	512	13	24	9	2	28
Consensual	312	55	296	6	7	7		20
Call For Service	169	36	274		6			23
Department Briefing (Crime Broadcast, Bulletins, Roll Call)	36	18	69		1	2		9
Penal Code Violation	96	54	188		3			10
Equipment/Registration Violation	2941	839	4361	97	169	35	6	325
Health & Safety Code Violation	95	22	88	2	4			9
Other	89	54	267	1	3	2		19
DRIVER REQUIRED TO EXIT VEHICLE?								
Yes	2349	875	6551	43	97	17	5	259
PAT DOWN/FRISK SEARCH CONDUCTED?								
Yes	1309	566	4221	17	47	12	5	149
DETAINEE ASKED TO SUBMIT TO CONSENSUAL SEARCH?								
Yes	607	280	1858	8	17	10	1	77
GRANTED?								
Yes	601	275	1841	8	17	10	1	77
WAS SEARCH CONDUCTED?								
Yes	1758	749	5636	26	61	14	5	190
IF WARRANTLESS SEARCH CONDUCTED, SEARCH AUTHORITY								
Parole/Probation	208	109	253	1	3			9
Odor of Contraband	49	18	112					5
Incident to Pat Down/Frisk	253	113	909	2	11		2	28
Incident to Arrest	544	215	1805	5	17	3	4	66
Impound Inventory	569	287	2350	10	21	4	1	67
Visible Contraband	29	11	45					4
Consent	451	211	1307	7	13	7		60
Other	13	12	21					3
IF SEARCH WAS CONDUCTED, WHAT WAS SEARCHED?								
Vehicle	1300	571	3994	18	44	9	3	137
Belongings	135	48	190		4	1	1	13
Person	1141	507	3612	13	40	11	5	132
Container	13	4	23		1		1	
Residence	2	1	7					1
Office	1							
Other	5	1	6					
IF SEARCH WAS CONDUCTED, WHAT WAS DISCOVERED?								
Weapons	41	16	71	1		1		7
Money	32	21	48					5
Drugs	143	56	191	4	2		1	14
Alcohol	27	8	96		1	1		4
Other Contraband	47	8	44	1				5
Other Evidence of Crime	31	18	69					4
Other Property	62	31	144		2			8
Nothing	1656	673	5354	40	67	18	5	183
ACTION TAKEN:								
Warning	3133	895	3861	85	151	52	14	249
Citation	27811	4303	24927	1016	1337	563	135	2660
Arrest	1035	253	1910	18	36	16	6	89
Field Interview Completed	307	159	646	5	11	3	2	40
None	122	55	240	2	7	5		13

**LOS ANGELES POLICE DEPARTMENT
FIELD DATA STATISTICS
OVB**

DESCRIPTION OF ITEM	PASSENGER							
	White	Black	Hispanic	Chinese	Filipino	Japanese	Amer. Ind.	Other
NUMBER OF PASSENGERS								
	644	283	1666	13	27	4	2	73
GENDER								
Male	372	186	1349	8	25	2	1	55
Female	272	97	317	5	2	2	1	18
APPARENT AGE								
1 - 17	103	21	339	2	11		1	20
18 - 40	466	224	1276	10	16	4	1	45
41 - 60	65	36	48	1				6
61 - 80	7	2	3					2
81+	3							
INITIAL REASON FOR STOP								
Vehicle Code Moving/Pedestrian Violation	401	153	1068	9	19	3	1	46
Municipal Code Violation	58	11	135	2	4		1	7
Suspect Flight	19	8	19					1
Consensual	20	8	24					
Call For Service	9	3	39		1			1
Department Briefing (Crime Broadcast, Bulletins, Roll Call)	4	8	40	2				3
Penal Code Violation	63	41	88					
Equipment/Registration Violation	96	68	251		3	1		8
Health & Safety Code Violation	17	6	26					3
Other	24	13	72					7
PAT DOWN/FRISK SEARCH CONDUCTED?								
Yes	296	188	1077	5	19	2	1	39
DETAINEE ASKED TO SUBMIT TO CONSENSUAL SEARCH?								
Yes	156	92	599	1	12		1	22
GRANTED?								
Yes	153	91	596	1	12		1	22
WAS SEARCH CONDUCTED?								
Yes	336	189	1072	5	19	2	1	34
IF WARRANTLESS SEARCH CONDUCTED, SEARCH AUTHORITY								
Parole/Probation	49	36	85		1	1		4
Odor of Contraband	6	7	20					1
Incident to Pat Down/Frisk	67	42	289	3	5	1		5
Incident to Arrest	99	47	206		2	1		7
Impound Inventory	33	14	87					2
Visible Contraband	13	6	25					1
Consent	131	77	533	1	11		1	17
Other	1	1	6					
IF SEARCH WAS CONDUCTED, WHAT WAS SEARCHED?								
Vehicle	110	63	280		1			11
Belongings	35	32	28	1		1		2
Person	285	170	970	5	19	2	1	34
Container	4	2	7					1
Residence			2					
Office	1							
Other	1	1	2					
IF SEARCH WAS CONDUCTED, WHAT WAS DISCOVERED?								
Weapons	7	4	24					1
Money	10	4	14					1
Drugs	39	17	69	1	2		1	4
Alcohol	10	8	43					1
Other Contraband	20	7	19					
Other Evidence of Crime	17	15	29					2
Other Property	16	9	23					1
Nothing	245	134	912	4	17	2		26
ACTION TAKEN:								
Warning	106	70	230		7	1		15
Citation	272	51	565	10	11	2	2	30
Arrest	95	50	188	1	6		1	6
Field Interview Completed	169	102	500	2	7			20
None	83	57	348		4	1		7

**LOS ANGELES POLICE DEPARTMENT
FIELD DATA STATISTICS
OVB**

DESCRIPTION OF ITEM	PEDESTRIAN							
	White	Black	Hispanic	Chinese	Filipino	Japanese	Amer. Ind.	Other
NUMBER OF PEDESTRIANS								
	2555	1291	6076	58	95	38	17	235
GENDER								
Male	1900	953	5175	45	69	30	15	159
Female	655	338	901	13	26	8	2	76
APPARENT AGE								
1 - 17	488	201	1941	25	47	7	2	100
18 - 40	1364	834	3517	30	32	22	12	94
41 - 60	604	243	566	2	8	5	3	33
61 - 80	89	13	50	1	6	3		6
81+	10		2		2	1		2
INITIAL REASON FOR STOP								
Vehicle Code Moving/Pedestrian Violation	1196	414	1650	28	32	18	12	63
Municipal Code Violation	654	261	2427	21	50	12	3	110
Suspect Flight	41	19	135		1		1	2
Consensual	267	194	672	6	5	4	1	19
Call For Service	108	80	270	1	4	1	1	7
Department Briefing (Crime Broadcast, Bulletins, Roll Call)	26	30	124				1	1
Penal Code Violation	193	212	579	1	1	2	1	15
Equipment/Registration Violation	37	12	62		2		1	1
Health & Safety Code Violation	46	68	203					6
Other	132	90	356	1	1	1		21
PAT DOWN/FRISK SEARCH CONDUCTED?								
Yes	784	613	3574	6	26	10	7	71
DETAINEE ASKED TO SUBMIT TO CONSENSUAL SEARCH?								
Yes	390	338	1672	4	12	7	2	27
GRANTED?								
Yes	389	338	1666	4	12	6	2	27
WAS SEARCH CONDUCTED?								
Yes	806	654	3425	5	23	11	7	67
IF WARRANTLESS SEARCH CONDUCTED, SEARCH AUTHORITY								
Parole/Probation	118	134	317	1	1	1		8
Odor of Contraband	14	5	51					1
Incident to Pat Down/Frisk	135	130	858	1	7	4	2	16
Incident to Arrest	297	211	1221		8	1	3	29
Impound Inventory	3	1	9		1			1
Visible Contraband	22	7	58				1	
Consent	321	256	1385	4	8	5	1	19
Other	10	2	21					
IF SEARCH WAS CONDUCTED, WHAT WAS SEARCHED?								
Vehicle	39	11	93		1	1		5
Belongings	118	86	153	1	1		1	4
Person	734	609	3363	5	21	11	7	62
Container	23	12	31					4
Residence	23	6	35		1			
Office			5					
Other	6	5	25			1		1
IF SEARCH WAS CONDUCTED, WHAT WAS DISCOVERED?								
Weapons	24	6	60		1			1
Money	19	12	25					
Drugs	47	41	163			1	1	
Alcohol	31	7	105					
Other Contraband	40	28	97					4
Other Evidence of Crime	33	18	78					2
Other Property	56	49	179		1			8
Nothing	635	523	2833	5	21	10	6	54
ACTION TAKEN:								
Warning	446	302	1049	15	10	5	2	24
Citation	1485	482	3009	41	70	27	13	158
Arrest	353	248	1125		13	2	2	70
Field Interview Completed	504	434	1594	3	10	7	3	33
None	89	74	319		2	3	1	8

**LOS ANGELES POLICE DEPARTMENT
FIELD DATA STATISTICS
OVb - Devonshire Area**

DESCRIPTION OF ITEM	DRIVER							
	White	Black	Hispanic	Chinese	Filipino	Japanese	Amer. Ind.	Other
NUMBER OF DRIVERS								
	2456	694	3665	168	213	76	3	474
GENDER								
Male	1601	502	2855	105	143	44	3	346
Female	855	192	809	63	70	32		128
APPARENT AGE								
1 - 17	74	13	103	6	7			18
18 - 40	1613	543	3025	110	137	47	3	321
41 - 60	613	128	488	43	63	25		117
61 - 80	144	9	49	9	6	4		18
81+	12	1						
INITIAL REASON FOR STOP								
Vehicle Code Moving/Pedestrian Violation	2034	510	2897	146	179	67	3	412
Municipal Code Violation	18	4	31		1			2
Suspect Flight	2	4	1					1
Consensual	8	3	7					
Call For Service	3	1	5		1			1
Department Briefing (Crime Broadcast, Bulletins, Roll Call)	3	2	6					
Penal Code Violation	24	6	33					1
Equipment/Registration Violation	353	159	664	21	33	10		54
Health & Safety Code Violation	16	4	19		1			4
Other	19	11	59	1				4
DRIVER REQUIRED TO EXIT VEHICLE?								
Yes	372	182	1110	10	17	2		42
PAT DOWN/FRISK SEARCH CONDUCTED?								
Yes	253	122	772	6	10	2		34
DETAINEE ASKED TO SUBMIT TO CONSENSUAL SEARCH?								
Yes	138	75	340	3	3	2		18
GRANTED?								
Yes	137	75	334	3	3	2		18
WAS SEARCH CONDUCTED?								
Yes	319	170	1009	8	14	2		39
IF WARRANTLESS SEARCH CONDUCTED, SEARCH AUTHORITY								
Parole/Probation	40	32	51		1			4
Odor of Contraband	1	3	7					1
Incident to Pat Down/Frisk	53	18	170	1	3			5
Incident to Arrest	90	49	269	2	5			15
Impound Inventory	77	67	495	3	5	1		14
Visible Contraband	7	3	13					1
Consent	105	53	248	3	3	2		12
Other	1	5	6					
IF SEARCH WAS CONDUCTED, WHAT WAS SEARCHED?								
Vehicle	232	137	785	4	12	1		34
Belongings	12	6	19		1			2
Person	221	108	633	5	10	2		29
Container	3		4					
Residence			1					
Office								
Other			2					
IF SEARCH WAS CONDUCTED, WHAT WAS DISCOVERED?								
Weapons	5	3	2					
Money		1	4					
Drugs	26	18	43	1	1			6
Alcohol	5	3	18					1
Other Contraband	7	1	14					1
Other Evidence of Crime	6	4	9					
Other Property	8	3	21					
Nothing	357	161	1013	17	18	2		49
ACTION TAKEN:								
Warning	371	143	440	14	38	10		48
Citation	1970	506	3010	153	172	64	3	412
Arrest	64	32	170	1	5			11
Field Interview Completed	78	35	108	2	2			10
None	25	13	46		1	2		3

**LOS ANGELES POLICE DEPARTMENT
FIELD DATA STATISTICS
OVB - Devonshire Area**

DESCRIPTION OF ITEM	PASSENGER							
	White	Black	Hispanic	Chinese	Filipino	Japanese	Amer. Ind.	Other
NUMBER OF PASSENGERS								
	124	54	267	1	7	1		22
GENDER								
Male	76	40	209	1	6	1		15
Female	48	14	58		1			7
APPARENT AGE								
1 - 17	15	5	54		6			6
18 - 40	92	40	203	1	1	1		15
41 - 60	17	9	10					1
61 - 80								
81+								
INITIAL REASON FOR STOP								
Vehicle Code Moving/Pedestrian Violation	70	29	192	1	7			13
Municipal Code Violation	13	3	15					2
Suspect Flight	1		1					
Consensual	7	2	5					
Call For Service	2		1					
Department Briefing (Crime Broadcast, Bulletins, Roll Call)	2		5					
Penal Code Violation	15	6	12					
Equipment/Registration Violation	11	11	16			1		
Health & Safety Code Violation	8	3	12					3
Other	4	3	21					4
PAT DOWN/FRISK SEARCH CONDUCTED?								
Yes	70	36	151	1	6	1		16
DETAINEE ASKED TO SUBMIT TO CONSENSUAL SEARCH?								
Yes	32	18	62		5			13
GRANTED?								
Yes	30	18	62		5			13
WAS SEARCH CONDUCTED?								
Yes	76	41	162	1	6	1		15
IF WARRANTLESS SEARCH CONDUCTED, SEARCH AUTHORITY								
Parole/Probation	6	10	12			1		
Odor of Contraband	1	2	6					1
Incident to Pat Down/Frisk	15	9	32	1		1		2
Incident to Arrest	26	10	49		1			3
Impound Inventory	5	3	26					1
Visible Contraband	4	3	10					
Consent	29	15	55		5			10
Other	1	1	1					
IF SEARCH WAS CONDUCTED, WHAT WAS SEARCHED?								
Vehicle	23	18	57					6
Belongings	4	2	6			1		1
Person	65	36	138	1	6	1		15
Container			2					1
Residence			1					
Office								
Other								
IF SEARCH WAS CONDUCTED, WHAT WAS DISCOVERED?								
Weapons		1						
Money	1		4					
Drugs	12	2	18					3
Alcohol	4	3	12					
Other Contraband	3	1	7					
Other Evidence of Crime	5	1	3					
Other Property	4		3					
Nothing	52	33	131	1	6	1		12
ACTION TAKEN:								
Warning	17	12	29		4			5
Citation	45	16	101		2			6
Arrest	25	7	30		2			1
Field Interview Completed	42	21	78	1	4			11
None	9	7	50			1		1

**LOS ANGELES POLICE DEPARTMENT
FIELD DATA STATISTICS
OVB - Devonshire Area**

DESCRIPTION OF ITEM	PEDESTRIAN							
	White	Black	Hispanic	Chinese	Filipino	Japanese	Amer. Ind.	Other
NUMBER OF PEDESTRIANS								
	501	263	1743	32	36	14	4	62
GENDER								
Male	383	213	1537	23	27	11	2	51
Female	118	50	206	9	9	3	2	11
APPARENT AGE								
1 - 17	183	63	623	16	29	5	2	34
18 - 40	230	155	1042	15	7	9	2	21
41 - 60	82	45	75	1				6
61 - 80	6		3					1
81+								
INITIAL REASON FOR STOP								
Vehicle Code Moving/Pedestrian Violation	123	65	297	9	4	4	2	12
Municipal Code Violation	214	94	765	17	28	9	2	34
Suspect Flight	1	2	9					
Consensual	68	50	329	6	3			11
Call For Service	11	6	27					1
Department Briefing (Crime Broadcast, Bulletins, Roll Call)	2	3	7					
Penal Code Violation	42	25	157			1		3
Equipment/Registration Violation	8	1	20		1		1	1
Health & Safety Code Violation	18	14	122					2
Other	20	12	95					1
PAT DOWN/FRISK SEARCH CONDUCTED?								
Yes	224	164	1214	1	12	6	4	24
DETAINEE ASKED TO SUBMIT TO CONSENSUAL SEARCH?								
Yes	106	81	610	1	2	4	2	11
GRANTED?								
Yes	106	81	608	1	2	4	2	11
WAS SEARCH CONDUCTED?								
Yes	219	162	1163	1	12	6	4	22
IF WARRANTLESS SEARCH CONDUCTED, SEARCH AUTHORITY								
Parole/Probation	40	57	125					5
Odor of Contraband	2	1	16					1
Incident to Pat Down/Frisk	32	26	242		4	3		5
Incident to Arrest	81	45	419		7		2	10
Impound Inventory	1		3		1			
Visible Contraband	2		19					
Consent	86	60	515	1		3	1	6
Other	1		6					
IF SEARCH WAS CONDUCTED, WHAT WAS SEARCHED?								
Vehicle	8	2	18		1	1		3
Belongings	25	16	24					1
Person	209	156	1152	1	12	6	4	22
Container	4	3	8					
Residence	2		2					
Office								
Other		3	14					
IF SEARCH WAS CONDUCTED, WHAT WAS DISCOVERED?								
Weapons	2		11		1			1
Money	3	1	5					
Drugs	15	9	72					
Alcohol	7	4	52					
Other Contraband	15	9	47					1
Other Evidence of Crime	6	4	23					
Other Property	4	6	13					1
Nothing	182	135	979	1	11	6	4	19
ACTION TAKEN:								
Warning	84	77	268	10	1	2		4
Citation	277	91	804	22	30	12	3	42
Arrest	77	46	353		7			13
Field Interview Completed	115	74	477		4	5	1	18
None	20	19	119				1	1

LOS ANGELES POLICE DEPARTMENT
FIELD DATA STATISTICS
OVB - Foothill Area

DESCRIPTION OF ITEM	DRIVER							
	White	Black	Hispanic	Chinese	Filipino	Japanese	Amer. Ind.	Other
NUMBER OF DRIVERS								
	1712	594	4682	64	106	26	3	210
GENDER								
Male	1263	466	3832	51	83	18	1	173
Female	449	128	850	13	23	8	2	37
APPARENT AGE								
1 - 17	57	9	138		2	1		11
18 - 40	1173	432	3986	45	77	17	2	144
41 - 60	418	142	500	15	22	5	1	48
61 - 80	60	10	57	4	5	3		7
81+	4	1	1					
INITIAL REASON FOR STOP								
Vehicle Code Moving/Pedestrian Violation	1100	381	3145	51	70	22	1	158
Municipal Code Violation	15	1	55	1				3
Suspect Flight	11	2	31					2
Consensual	10		22					
Call For Service	13	5	31		3			3
Department Briefing (Crime Broadcast, Bulletins, Roll Call)	5	6	30					
Penal Code Violation	16	12	52		1			4
Equipment/Registration Violation	580	194	1416	13	32	4	2	49
Health & Safety Code Violation	1	1	10					
Other	19	15	63		3			1
DRIVER REQUIRED TO EXIT VEHICLE?								
Yes	343	213	1555	7	15	2	1	33
PAT DOWN/FRISK SEARCH CONDUCTED?								
Yes	249	164	1112	2	9	3	1	25
DETAINEE ASKED TO SUBMIT TO CONSENSUAL SEARCH?								
Yes	136	94	676	1	3	2		12
GRANTED?								
Yes	135	92	670	1	3	2		12
WAS SEARCH CONDUCTED?								
Yes	311	197	1417	2	10	2	1	28
IF WARRANTLESS SEARCH CONDUCTED, SEARCH AUTHORITY								
Parole/Probation	75	35	81	1				2
Odor of Contraband	7	3	16					1
Incident to Pat Down/Frisk	68	52	394		5		1	8
Incident to Arrest	63	40	276		1		1	9
Impound Inventory	106	64	545	1	3	1		10
Visible Contraband	5	3	12					
Consent	132	89	634	1	3	2		11
Other	4	3	7					2
IF SEARCH WAS CONDUCTED, WHAT WAS SEARCHED?								
Vehicle	256	140	1049	2	6	2	1	19
Belongings	30	14	41					2
Person	240	159	1042	1	8	2	1	24
Container	2	3	5					
Residence	1	1	2					1
Office	1							
Other	1							
IF SEARCH WAS CONDUCTED, WHAT WAS DISCOVERED?								
Weapons	8	7	30					
Money	4	1	7					1
Drugs	35	11	58				1	
Alcohol	5	3	37					
Other Contraband	10	3	12					
Other Evidence of Crime	6	7	22					1
Other Property	4	1	13					
Nothing	272	176	1318	2	10	2		26
ACTION TAKEN:								
Warning	408	152	789	6	20	2	1	32
Citation	1228	392	3623	58	82	23	1	170
Arrest	68	36	228		1		1	9
Field Interview Completed	63	47	264	1	3			8
None	22	15	81		3	1		3

**LOS ANGELES POLICE DEPARTMENT
FIELD DATA STATISTICS
OVb - Foothill Area**

DESCRIPTION OF ITEM	PASSENGER							
	White	Black	Hispanic	Chinese	Filipino	Japanese	Amer. Ind.	Other
NUMBER OF PASSENGERS								
	155	93	689	2	8		2	9
GENDER								
Male	90	60	563	1	8		1	7
Female	65	33	126	1			1	2
APPARENT AGE								
1 - 17	31	3	167		4		1	2
18 - 40	109	72	503	2	4		1	5
41 - 60	14	17	17					
61 - 80	1	1	2					2
81+								
INITIAL REASON FOR STOP								
Vehicle Code Moving/Pedestrian Violation	73	53	387		4		1	6
Municipal Code Violation	20	4	86	2	3		1	
Suspect Flight	3	2	8					
Consensual	3	1	9					
Call For Service	3	1	24					
Department Briefing (Crime Broadcast, Bulletins, Roll Call)	1	2	23					
Penal Code Violation	10	10	33					
Equipment/Registration Violation	47	28	146		1			1
Health & Safety Code Violation	1		8					
Other	5	4	18					2
PAT DOWN/FRISK SEARCH CONDUCTED?								
Yes	89	67	490		4		1	4
DETAINEE ASKED TO SUBMIT TO CONSENSUAL SEARCH?								
Yes	45	32	330		2		1	3
GRANTED?								
Yes	45	31	329		2		1	3
WAS SEARCH CONDUCTED?								
Yes	99	67	496		4		1	3
IF WARRANTLESS SEARCH CONDUCTED, SEARCH AUTHORITY								
Parole/Probation	25	15	47					
Odor of Contraband	2	2	6					
Incident to Pat Down/Frisk	32	22	167		2			
Incident to Arrest	19	15	61					
Impound Inventory	10	3	23					
Visible Contraband	2	1	6					
Consent	42	30	305		2		1	3
Other			4					
IF SEARCH WAS CONDUCTED, WHAT WAS SEARCHED?								
Vehicle	30	13	100					
Belongings	11	13	10					
Person	88	65	475		4		1	3
Container	2	1	4					
Residence								
Office	1							
Other	1	1						
IF SEARCH WAS CONDUCTED, WHAT WAS DISCOVERED?								
Weapons	2	1	11					
Money			3					
Drugs	11	7	23		1		1	
Alcohol			21					
Other Contraband	3		3					
Other Evidence of Crime	3	6	15					
Other Property	1	1	1					
Nothing	83	54	438		3			3
ACTION TAKEN:								
Warning	25	27	88		1			3
Citation	47	3	199	2	5		2	3
Arrest	20	19	63		2		1	
Field Interview Completed	44	39	247		2			
None	36	23	158		1			3

**LOS ANGELES POLICE DEPARTMENT
FIELD DATA STATISTICS
OVb - Foothill Area**

DESCRIPTION OF ITEM	PEDESTRIAN							
	White	Black	Hispanic	Chinese	Filipino	Japanese	Amer. Ind.	Other
NUMBER OF PEDESTRIANS								
	305	271	1121	2	7	7	2	8
GENDER								
Male	238	233	1014	2	7	7	2	6
Female	67	38	107					2
APPARENT AGE								
1 - 17	36	18	373		2			4
18 - 40	170	177	662	2	5	6	1	2
41 - 60	94	70	82			1	1	2
61 - 80	5	6	4					
81+								
INITIAL REASON FOR STOP								
Vehicle Code Moving/Pedestrian Violation	56	37	246		1	2	1	4
Municipal Code Violation	72	41	349		1			2
Suspect Flight		5	41		1			
Consensual	67	55	137		1	2		
Call For Service	50	58	142	1	3	1	1	2
Department Briefing (Crime Broadcast, Bulletins, Roll Call)	5	12	32					
Penal Code Violation	34	42	169		1	1	1	
Equipment/Registration Violation	7	5	13					
Health & Safety Code Violation	8	26	28					
Other	22	23	70	1		1		
PAT DOWN/FRISK SEARCH CONDUCTED?								
Yes	178	199	864	1	4	4	1	3
DETAINEE ASKED TO SUBMIT TO CONSENSUAL SEARCH?								
Yes	96	100	403	1	2	2		1
GRANTED?								
Yes	96	100	402	1	2	1		1
WAS SEARCH CONDUCTED?								
Yes	184	206	866	1	4	4	1	3
IF WARRANTLESS SEARCH CONDUCTED, SEARCH AUTHORITY								
Parole/Probation	30	34	83	1		1		
Odor of Contraband	1	2	13					
Incident to Pat Down/Frisk	49	68	342		2	1	1	1
Incident to Arrest	59	60	229		1	1	1	1
Impound Inventory			1					
Visible Contraband	1	6	25					
Consent	94	93	379	1	2	1		1
Other	3	2	5					
IF SEARCH WAS CONDUCTED, WHAT WAS SEARCHED?								
Vehicle	9	5	22					
Belongings	23	14	38	1				
Person	176	204	860	1	4	4	1	3
Container	2	1	5					
Residence	8	3	19					
Office								
Other		1	2			1		
IF SEARCH WAS CONDUCTED, WHAT WAS DISCOVERED?								
Weapons	6	3	20					
Money		2	2					
Drugs	6	17	36			1		
Alcohol	6	1	30					
Other Contraband	3	8	18					
Other Evidence of Crime	5	2	15					
Other Property	2	1	6					
Nothing	164	177	758	1	4	3	1	3
ACTION TAKEN:								
Warning	82	60	239	1	1	2	1	
Citation	70	39	389		2	1		6
Arrest	62	65	232		1	1	1	
Field Interview Completed	120	130	452	2	3	2	1	1
None	31	18	72		1	1		1

**LOS ANGELES POLICE DEPARTMENT
FIELD DATA STATISTICS
OVB - North Hollywood Area**

DESCRIPTION OF ITEM	DRIVER							
	White	Black	Hispanic	Chinese	Filipino	Japanese	Amer. Ind.	Other
NUMBER OF DRIVERS								
	1988	393	2220	42	73	26	2	188
GENDER								
Male	1359	271	1767	23	51	16	2	149
Female	629	122	453	19	22	10		39
APPARENT AGE								
1 - 17	31	4	63	1	2			5
18 - 40	1297	304	1832	25	50	17	2	142
41 - 60	560	80	303	16	21	8		35
61 - 80	90	5	22			1		6
81+	10							
INITIAL REASON FOR STOP								
Vehicle Code Moving/Pedestrian Violation	1834	326	1911	39	65	23	2	173
Municipal Code Violation	20	8	22		2	1		1
Suspect Flight	37	9	46	1	2			2
Consensual	20	11	28	1	1			1
Call For Service	4	2	9					
Department Briefing (Crime Broadcast, Bulletins, Roll Call)		3	1					
Penal Code Violation	5	3	27					3
Equipment/Registration Violation	141	55	244	3	7	1		12
Health & Safety Code Violation	10	2	10					
Other	5	7	28			1		
DRIVER REQUIRED TO EXIT VEHICLE?								
Yes	219	73	624	3	11	2		29
PAT DOWN/FRISK SEARCH CONDUCTED?								
Yes	128	46	398	1	3	2		13
DETAINEE ASKED TO SUBMIT TO CONSENSUAL SEARCH?								
Yes	50	20	181	1	2	2		4
GRANTED?								
Yes	50	20	180	1	2	2		4
WAS SEARCH CONDUCTED?								
Yes	189	64	570	3	6	2		19
IF WARRANTLESS SEARCH CONDUCTED, SEARCH AUTHORITY								
Parole/Probation	17	6	25		1			
Odor of Contraband	8	3	14					
Incident to Pat Down/Frisk	22	13	82		1			2
Incident to Arrest	60	16	145		1			6
Impound Inventory	55	18	200	2	2			6
Visible Contraband	1		4					
Consent	39	17	134	1	1	2		4
Other	2		1					1
IF SEARCH WAS CONDUCTED, WHAT WAS SEARCHED?								
Vehicle	138	46	424	2	5	2		9
Belongings	13	4	22		1			
Person	114	46	372	1	4	2		12
Container	1		1		1			
Residence								
Office								
Other	1	1						
IF SEARCH WAS CONDUCTED, WHAT WAS DISCOVERED?								
Weapons	5		11			1		
Money	6		6					
Drugs	19	2	21	1				
Alcohol	3		14					
Other Contraband	4		1					
Other Evidence of Crime	8	1	10					
Other Property	3	1	19					
Nothing	166	65	519	3	7	1		22
ACTION TAKEN:								
Warning	290	100	354	6	10	1		19
Citation	1665	284	1779	36	64	24	2	164
Arrest	66	18	143	2	1			7
Field Interview Completed	21	8	50		1	2		3
None	19	5	17					

**LOS ANGELES POLICE DEPARTMENT
FIELD DATA STATISTICS
OVB - North Hollywood Area**

DESCRIPTION OF ITEM	PASSENGER							
	White	Black	Hispanic	Chinese	Filipino	Japanese	Amer. Ind.	Other
NUMBER OF PASSENGERS								
	66	24	204	3	2			5
GENDER								
Male	40	14	176	3	2			3
Female	26	10	28					2
APPARENT AGE								
1 - 17	7		38	2	1			1
18 - 40	47	21	161	1	1			4
41 - 60	10	2	5					
61 - 80	2	1						
81+								
INITIAL REASON FOR STOP								
Vehicle Code Moving/Pedestrian Violation	44	16	160	1	2			2
Municipal Code Violation	5	1	4					1
Suspect Flight	4	2	5					
Consensual	4	3	3					
Call For Service	1		3					
Department Briefing (Crime Broadcast, Bulletins, Roll Call)			1	2				
Penal Code Violation	7	1	12					
Equipment/Registration Violation	6	6	14					2
Health & Safety Code Violation	1		3					
Other	3	2	8					
PAT DOWN/FRISK SEARCH CONDUCTED?								
Yes	27	16	140	2	2			1
DETAINEE ASKED TO SUBMIT TO CONSENSUAL SEARCH?								
Yes	15	10	78					
GRANTED?								
Yes	15	10	77					
WAS SEARCH CONDUCTED?								
Yes	32	17	142	2	2			1
IF WARRANTLESS SEARCH CONDUCTED, SEARCH AUTHORITY								
Parole/Probation	5	4	5					1
Odor of Contraband		1	3					
Incident to Pat Down/Frisk	1	5	36	2	2			
Incident to Arrest	10	1	27					
Impound Inventory	2	1	2					
Visible Contraband	1		3					
Consent	13	8	70					
Other			1					
IF SEARCH WAS CONDUCTED, WHAT WAS SEARCHED?								
Vehicle	10	5	30					
Belongings	1	1	1					
Person	27	16	134	2	2			1
Container	1							
Residence								
Office								
Other								
IF SEARCH WAS CONDUCTED, WHAT WAS DISCOVERED?								
Weapons	2	2	3					
Money								
Drugs	3		6					
Alcohol	1		5					
Other Contraband	2		3					
Other Evidence of Crime	3	1	6					
Other Property			3					
Nothing	25	14	118	2	2			1
ACTION TAKEN:								
Warning	14	9	24					2
Citation	29	2	78	3	1			2
Arrest	8	4	28					
Field Interview Completed	13	5	47					
None	7	6	41					1

**LOS ANGELES POLICE DEPARTMENT
FIELD DATA STATISTICS
OVB - North Hollywood Area**

DESCRIPTION OF ITEM	PEDESTRIAN							
	White	Black	Hispanic	Chinese	Filipino	Japanese	Amer. Ind.	Other
NUMBER OF PEDESTRIANS								
	332	130	1036	6	5	2		23
GENDER								
Male	255	100	868	6	4	2		15
Female	77	30	168		1			8
APPARENT AGE								
1 - 17	57	42	386	4	5	1		10
18 - 40	163	59	505	2		1		9
41 - 60	106	29	136					4
61 - 80	6		8					
81+			1					
INITIAL REASON FOR STOP								
Vehicle Code Moving/Pedestrian Violation	161	54	211	4		1		7
Municipal Code Violation	100	41	592	1	5			9
Suspect Flight	10	2	32					1
Consensual	19	8	84			1		3
Call For Service	3		28					
Department Briefing (Crime Broadcast, Bulletins, Roll Call)	2	3	19					
Penal Code Violation	26	22	69	1				5
Equipment/Registration Violation	1		4					
Health & Safety Code Violation	2	1	14					
Other	21	2	59					1
PAT DOWN/FRISK SEARCH CONDUCTED?								
Yes	84	49	493	1				9
DETAINEE ASKED TO SUBMIT TO CONSENSUAL SEARCH?								
Yes	36	21	264			1		2
GRANTED?								
Yes	36	21	264			1		2
WAS SEARCH CONDUCTED?								
Yes	106	54	521	1		1		7
IF WARRANTLESS SEARCH CONDUCTED, SEARCH AUTHORITY								
Parole/Probation	12	5	45					2
Odor of Contraband	6		19					
Incident to Pat Down/Frisk	11	9	117	1				1
Incident to Arrest	42	24	182					2
Impound Inventory	1		1					1
Visible Contraband	12		4					
Consent	30	16	204			1		2
Other			2					
IF SEARCH WAS CONDUCTED, WHAT WAS SEARCHED?								
Vehicle	11		24					2
Belongings	15	3	27					
Person	83	51	508	1		1		7
Container	13		6					
Residence	9		7					
Office								
Other	2							
IF SEARCH WAS CONDUCTED, WHAT WAS DISCOVERED?								
Weapons	8		15					
Money	9		8					
Drugs	9	1	17					
Alcohol	13		8					
Other Contraband	6	1	13					1
Other Evidence of Crime	11	1	9					
Other Property	12	7	50					2
Nothing	70	45	425	1		1		4
ACTION TAKEN:								
Warning	42	18	121	1				6
Citation	199	76	662	4	5	1		16
Arrest	61	23	87					3
Field Interview Completed	34	12	160	1				1
None	5	4	54			1		

**LOS ANGELES POLICE DEPARTMENT
FIELD DATA STATISTICS
OVB - Van Nuys Area**

DESCRIPTION OF ITEM	DRIVER							
	White	Black	Hispanic	Chinese	Filipino	Japanese	Amer. Ind.	Other
NUMBER OF DRIVERS								
	2059	501	2473	69	115	32	8	331
GENDER								
Male	1431	350	1958	49	86	20	7	257
Female	628	151	515	20	29	12	1	74
APPARENT AGE								
1 - 17	39	2	38	3	4			10
18 - 40	1322	395	2087	50	82	23	8	224
41 - 60	593	95	319	14	26	9		88
61 - 80	98	8	28	2	3			7
81+	7	1	1					2
INITIAL REASON FOR STOP								
Vehicle Code Moving/Pedestrian Violation	1488	324	1649	48	80	28	7	253
Municipal Code Violation	8	3	9					3
Suspect Flight	1	3	4					
Consensual	6	6	10					1
Call For Service	15	1	16					1
Department Briefing (Crime Broadcast, Bulletins, Roll Call)	20	4	25		1	2		6
Penal Code Violation	25	4	47		1			1
Equipment/Registration Violation	523	157	709	21	35	4	1	75
Health & Safety Code Violation	3	4	6					2
Other	21	13	59					4
DRIVER REQUIRED TO EXIT VEHICLE?								
Yes	300	117	762	8	13	1	1	40
PAT DOWN/FRISK SEARCH CONDUCTED?								
Yes	179	80	517	3	6	1	1	26
DETAINEE ASKED TO SUBMIT TO CONSENSUAL SEARCH?								
Yes	95	45	230	1	1		1	12
GRANTED?								
Yes	94	42	228	1	1		1	12
WAS SEARCH CONDUCTED?								
Yes	254	105	666	5	8	1	1	31
IF WARRANTLESS SEARCH CONDUCTED, SEARCH AUTHORITY								
Parole/Probation	17	16	21					2
Odor of Contraband		2	8					
Incident to Pat Down/Frisk	30	10	74		1		1	5
Incident to Arrest	71	23	215		3	1		11
Impound Inventory	88	43	304	2	4			12
Visible Contraband	7	2	4					1
Consent	62	25	138	1				9
Other	2	1	2					
IF SEARCH WAS CONDUCTED, WHAT WAS SEARCHED?								
Vehicle	202	83	534	5	7	1	1	22
Belongings	20	5	32					1
Person	139	65	372	1	3	1	1	20
Container	2		7					
Residence	1		2					
Office								
Other			1					
IF SEARCH WAS CONDUCTED, WHAT WAS DISCOVERED?								
Weapons	4	1	6					1
Money	8	2	10					1
Drugs	18	10	20	1				2
Alcohol	2		10					3
Other Contraband	8		3	1				1
Other Evidence of Crime	3	2	9					
Other Property	13	8	44					3
Nothing	240	95	613	6	10	4	1	23
ACTION TAKEN:								
Warning	368	114	382	9	19	7		40
Citation	1621	356	1929	59	95	25	8	281
Arrest	59	22	121	2	2	1		9
Field Interview Completed	52	20	88		2			6
None	17	10	45	1	1			3

**LOS ANGELES POLICE DEPARTMENT
FIELD DATA STATISTICS
OVB - Van Nuys Area**

DESCRIPTION OF ITEM	PASSENGER							
	White	Black	Hispanic	Chinese	Filipino	Japanese	Amer. Ind.	Other
NUMBER OF PASSENGERS								
	61	38	180		5			11
GENDER								
Male	28	21	143		5			10
Female	33	17	37					1
APPARENT AGE								
1 - 17	6	3	36					4
18 - 40	49	32	142		5			5
41 - 60	5	3	1					2
61 - 80	1		1					
81+								
INITIAL REASON FOR STOP								
Vehicle Code Moving/Pedestrian Violation	31	12	91		3			8
Municipal Code Violation	2	1	13					1
Suspect Flight	2		2					
Consensual	1	2	3					
Call For Service	3		8		1			1
Department Briefing (Crime Broadcast, Bulletins, Roll Call)		3	8					1
Penal Code Violation	11	8	17					
Equipment/Registration Violation	8	6	31		1			
Health & Safety Code Violation	1	2	1					
Other	4	4	15					
PAT DOWN/FRISK SEARCH CONDUCTED?								
Yes	25	23	124		3			4
DETAINEE ASKED TO SUBMIT TO CONSENSUAL SEARCH?								
Yes	24	11	60		2			3
GRANTED?								
Yes	24	11	59		2			3
WAS SEARCH CONDUCTED?								
Yes	40	26	115		3			3
IF WARRANTLESS SEARCH CONDUCTED, SEARCH AUTHORITY								
Parole/Probation	4	4	9					
Odor of Contraband		2	1					
Incident to Pat Down/Frisk	6	2	28					1
Incident to Arrest	11	11	34		1			
Impound Inventory	4		12					
Visible Contraband		1	3					
Consent	17	7	45		2			3
Other								
IF SEARCH WAS CONDUCTED, WHAT WAS SEARCHED?								
Vehicle	12	5	38					
Belongings	6	9	7					
Person	32	22	100		3			3
Container		1						
Residence			1					
Office								
Other								
IF SEARCH WAS CONDUCTED, WHAT WAS DISCOVERED?								
Weapons	1		2					
Money	1	1	2					
Drugs	5	2	10					
Alcohol		1	2					
Other Contraband	2	3	3					
Other Evidence of Crime		6	4					
Other Property	4	3	9					1
Nothing	29	12	91		3			2
ACTION TAKEN:								
Warning	5	6	37		2			3
Citation	15	7	37		1			5
Arrest	13	11	26		1			1
Field Interview Completed	27	17	67		1			2
None	6	6	40		1			

LOS ANGELES POLICE DEPARTMENT
FIELD DATA STATISTICS
OVB - Van Nuys Area

DESCRIPTION OF ITEM	PEDESTRIAN							
	White	Black	Hispanic	Chinese	Filipino	Japanese	Amer. Ind.	Other
NUMBER OF PEDESTRIANS	424	308	919	1	18	3	2	89
GENDER								
Male	299	179	737	1	13	2	2	43
Female	125	129	182		5	1		46
APPARENT AGE								
1 - 17	72	42	353		9			34
18 - 40	268	237	495	1	7	1		40
41 - 60	78	28	69		2	1	2	13
61 - 80	5	1	2			1		2
81+	1							
INITIAL REASON FOR STOP								
Vehicle Code Moving/Pedestrian Violation	117	49	148	1	5		1	6
Municipal Code Violation	135	59	473		10	2	1	53
Suspect Flight		1	16					1
Consensual	55	68	60		1	1		5
Call For Service	29	11	44		1			4
Department Briefing (Crime Broadcast, Bulletins, Roll Call)	10	9	41					1
Penal Code Violation	50	71	98					6
Equipment/Registration Violation	10	3	10					
Health & Safety Code Violation	5	14	18					2
Other	33	41	61		1			15
PAT DOWN/FRISK SEARCH CONDUCTED?								
Yes	171	127	528		7		1	26
DETAINEE ASKED TO SUBMIT TO CONSENSUAL SEARCH?								
Yes	97	109	230		7			9
GRANTED?								
Yes	96	109	229		7			9
WAS SEARCH CONDUCTED?								
Yes	185	167	503		6		1	26
IF WARRANTLESS SEARCH CONDUCTED, SEARCH AUTHORITY								
Parole/Probation	25	24	32		1			1
Odor of Contraband	2		1					
Incident to Pat Down/Frisk	27	15	109		1		1	7
Incident to Arrest	71	59	216					13
Impound Inventory			3					
Visible Contraband	3	1	6					
Consent	74	69	181		5			6
Other	2		4					
IF SEARCH WAS CONDUCTED, WHAT WAS SEARCHED?								
Vehicle	5	2	13					
Belongings	38	48	49		1			2
Person	166	133	477		4		1	22
Container	4	8	10					4
Residence	4	3	4		1			
Office								
Other	1		5					1
IF SEARCH WAS CONDUCTED, WHAT WAS DISCOVERED?								
Weapons	3	3	5					
Money	4	2	4					
Drugs	10	10	18					
Alcohol	1	1	9					
Other Contraband	13	7	13					2
Other Evidence of Crime	9	10	20					2
Other Property	28	24	93		1			4
Nothing	133	115	360		5		1	20
ACTION TAKEN:								
Warning	79	75	197		5	1		4
Citation	161	60	320	1	8	1	2	57
Arrest	103	90	331		5	1		53
Field Interview Completed	154	149	324		3		1	11
None	13	23	32			1		3

**LOS ANGELES POLICE DEPARTMENT
FIELD DATA STATISTICS
OVB - West Valley Area**

DESCRIPTION OF ITEM	DRIVER							
	White	Black	Hispanic	Chinese	Filipino	Japanese	Amer. Ind.	Other
NUMBER OF DRIVERS								
	2667	446	2000	79	109	44	7	418
GENDER								
Male	1792	302	1634	50	73	25	6	309
Female	875	144	366	29	36	19	1	109
APPARENT AGE								
1 - 17	103	5	53	2	1	2	1	12
18 - 40	1743	354	1715	54	82	26	4	284
41 - 60	696	82	219	19	26	15	2	113
61 - 80	114	5	13	4		1		8
81+	11							1
INITIAL REASON FOR STOP								
Vehicle Code Moving/Pedestrian Violation	1858	254	1281	52	86	36	5	317
Municipal Code Violation	11	2	17					1
Suspect Flight	2	2	3					
Consensual	5	3	5					1
Call For Service	5	3	9					
Department Briefing (Crime Broadcast, Bulletins, Roll Call)	4	3	5					2
Penal Code Violation	3	5	19					1
Equipment/Registration Violation	809	182	677	27	25	9	2	97
Health & Safety Code Violation	7	2	5					
Other	23	5	38					6
DRIVER REQUIRED TO EXIT VEHICLE?								
Yes	458	113	701	7	19	2	1	60
PAT DOWN/FRISK SEARCH CONDUCTED?								
Yes	256	70	453	2	11	1	1	30
DETAINEE ASKED TO SUBMIT TO CONSENSUAL SEARCH?								
Yes	128	31	166	1	7	1		20
GRANTED?								
Yes	126	31	166	1	7	1		20
WAS SEARCH CONDUCTED?								
Yes	330	94	596	3	14	1	1	44
IF WARRANTLESS SEARCH CONDUCTED, SEARCH AUTHORITY								
Parole/Probation	31	9	17		1			
Odor of Contraband	8	4	9					1
Incident to Pat Down/Frisk	41	10	80		1			3
Incident to Arrest	90	30	173		2		1	10
Impound Inventory	114	37	314	1	5		1	13
Visible Contraband	5	1	8					2
Consent	98	20	104	1	5			19
Other	3	2	4					
IF SEARCH WAS CONDUCTED, WHAT WAS SEARCHED?								
Vehicle	264	79	505	3	9		1	35
Belongings	24	11	14		1		1	6
Person	211	58	328	1	9	1	1	27
Container	4	1	4					
Residence								
Office								
Other	1		2					
IF SEARCH WAS CONDUCTED, WHAT WAS DISCOVERED?								
Weapons	8		10	1				3
Money	1	2	1					1
Drugs	35	9	25	1	1			4
Alcohol	4	1	6					
Other Contraband	13	2	8					2
Other Evidence of Crime	6	1	10					3
Other Property	27	7	31					3
Nothing	261	81	533	4	15	1	1	35
ACTION TAKEN:								
Warning	485	113	336	13	13	8		57
Citation	2090	300	1542	65	93	36	7	345
Arrest	79	22	88	1	3		1	13
Field Interview Completed	31	15	50	1	2		1	8
None	26	9	30		1			4

**LOS ANGELES POLICE DEPARTMENT
FIELD DATA STATISTICS
OVB - West Valley Area**

DESCRIPTION OF ITEM	PASSENGER							
	White	Black	Hispanic	Chinese	Filipino	Japanese	Amer. Ind.	Other
NUMBER OF PASSENGERS								
	105	40	152	4	3	1		19
GENDER								
Male	69	33	133	2	3	1		17
Female	36	7	19	2				2
APPARENT AGE								
1 - 17	31	7	15					7
18 - 40	66	32	132	4	3	1		11
41 - 60	8	1	5					1
61 - 80								
81+								
INITIAL REASON FOR STOP								
Vehicle Code Moving/Pedestrian Violation	67	16	87	4	2	1		11
Municipal Code Violation	13	1	10					3
Suspect Flight	1	3	1					1
Consensual			3					
Call For Service		1						
Department Briefing (Crime Broadcast, Bulletins, Roll Call)	1	3	2					2
Penal Code Violation	4	4	7					
Equipment/Registration Violation	19	16	40		1			4
Health & Safety Code Violation	5		1					
Other	6		5					1
PAT DOWN/FRISK SEARCH CONDUCTED?								
Yes	55	31	115	1	3	1		13
DETAINEE ASKED TO SUBMIT TO CONSENSUAL SEARCH?								
Yes	30	19	48	1	3			3
GRANTED?								
Yes	29	19	48	1	3			3
WAS SEARCH CONDUCTED?								
Yes	56	22	94	1	3	1		11
IF WARRANTLESS SEARCH CONDUCTED, SEARCH AUTHORITY								
Parole/Probation	4	1	6		1			3
Odor of Contraband	2		3					
Incident to Pat Down/Frisk	10	2	19					2
Incident to Arrest	13	4	21			1		3
Impound Inventory	5	1	5					1
Visible Contraband	2	1	3					1
Consent	19	15	39	1	2			1
Other								
IF SEARCH WAS CONDUCTED, WHAT WAS SEARCHED?								
Vehicle	19	12	30		1			4
Belongings	6	5	1					1
Person	46	19	76	1	3	1		11
Container								
Residence								
Office								
Other			1					
IF SEARCH WAS CONDUCTED, WHAT WAS DISCOVERED?								
Weapons	2		7					
Money								1
Drugs	4	5	10		1			1
Alcohol	2	4	1					1
Other Contraband	7	2	3					
Other Evidence of Crime	5		1					2
Other Property	4	3	3					
Nothing	36	11	78	1	2	1		8
ACTION TAKEN:								
Warning	29	6	32			1		2
Citation	37	10	34	3				8
Arrest	8	2	26	1	1			3
Field Interview Completed	18	9	30	1				7
None	20	13	38		2			2

LOS ANGELES POLICE DEPARTMENT
FIELD DATA STATISTICS
OVB - West Valley Area

DESCRIPTION OF ITEM	PEDESTRIAN							
	White	Black	Hispanic	Chinese	Filipino	Japanese	Amer. Ind.	Other
NUMBER OF PEDESTRIANS								
	308	70	608	5	6		1	28
GENDER								
Male	229	62	564	3	5		1	25
Female	79	8	44	2	1			3
APPARENT AGE								
1 - 17	105	21	117	1	2			15
18 - 40	143	39	413	4	3		1	8
41 - 60	54	10	73		1			5
61 - 80	6		5					
81+								
INITIAL REASON FOR STOP								
Vehicle Code Moving/Pedestrian Violation	81	16	133	4	1			10
Municipal Code Violation	115	20	234	1	4			12
Suspect Flight	1	3	16					
Consensual	36	7	48					
Call For Service	12	3	18					
Department Briefing (Crime Broadcast, Bulletins, Roll Call)	7	3	24				1	
Penal Code Violation	30	7	73					1
Equipment/Registration Violation	8	2	14		1			
Health & Safety Code Violation	5	3	19					2
Other	34	9	67					3
PAT DOWN/FRISK SEARCH CONDUCTED?								
Yes	115	52	432	3	3		1	8
DETAINEE ASKED TO SUBMIT TO CONSENSUAL SEARCH?								
Yes	53	20	149	2	1			4
GRANTED?								
Yes	53	20	148	2	1			4
WAS SEARCH CONDUCTED?								
Yes	99	39	337	2	1		1	8
IF WARRANTLESS SEARCH CONDUCTED, SEARCH AUTHORITY								
Parole/Probation	10	5	31					
Odor of Contraband		2	1					
Incident to Pat Down/Frisk	12	6	43					2
Incident to Arrest	38	15	156					3
Impound Inventory			1					
Visible Contraband	4		4				1	
Consent	36	15	96	2	1			4
Other	4		4					
IF SEARCH WAS CONDUCTED, WHAT WAS SEARCHED?								
Vehicle	4		13					
Belongings	15	1	13				1	1
Person	90	38	331	2	1		1	7
Container			2					
Residence			3					
Office			5					
Other	3	1	4					
IF SEARCH WAS CONDUCTED, WHAT WAS DISCOVERED?								
Weapons	5		8					
Money			5					
Drugs	7	3	19				1	
Alcohol	3		6					
Other Contraband	3	1	6					
Other Evidence of Crime	2	1	9					
Other Property	9	1	16					1
Nothing	74	34	280	2	1			7
ACTION TAKEN:								
Warning	92	17	171	3	2			10
Citation	135	31	239	2	3			13
Arrest	15	8	80					1
Field Interview Completed	71	18	166					2
None	19	8	39		1			2

**LOS ANGELES POLICE DEPARTMENT
FIELD DATA STATISTICS
OVb - Valley Traffic Division**

DESCRIPTION OF ITEM	DRIVER							
	White	Black	Hispanic	Chinese	Filipino	Japanese	Amer. Ind.	Other
NUMBER OF DRIVERS								
	20082	2705	14912	674	862	406	125	1336
GENDER								
Male	12359	1702	10428	408	537	232	78	905
Female	7721	1003	4482	265	325	174	47	431
APPARENT AGE								
1 - 17	385	21	269	11	14	11	2	25
18 - 40	11480	1919	11546	386	527	244	82	843
41 - 60	6531	688	2831	235	274	123	31	402
61 - 80	1542	73	250	41	46	25	8	61
81+	144	4	16	1	1	3	2	4
INITIAL REASON FOR STOP								
Vehicle Code Moving/Pedestrian Violation	19477	2597	14119	661	829	399	124	1277
Municipal Code Violation	271	43	255	8	6	5	2	15
Suspect Flight	506	63	425	12	22	9	2	23
Consensual	263	32	223	5	6	7		17
Call For Service	129	24	204		2			18
Department Briefing (Crime Broadcast, Bulletins, Roll Call)	4		1					1
Penal Code Violation	23	24	10		1			
Equipment/Registration Violation	527	90	642	12	37	7	1	38
Health & Safety Code Violation	58	9	37	2	3			3
Other	2	2	20			1		4
DRIVER REQUIRED TO EXIT VEHICLE?								
Yes	647	169	1767	7	21	7	2	55
PAT DOWN/FRISK SEARCH CONDUCTED?								
Yes	240	78	949	3	7	2	2	21
DETAINEE ASKED TO SUBMIT TO CONSENSUAL SEARCH?								
Yes	57	12	253	1		2		11
GRANTED?								
Yes	56	12	251	1		2		11
WAS SEARCH CONDUCTED?								
Yes	350	112	1347	5	8	5	2	29
IF WARRANTLESS SEARCH CONDUCTED, SEARCH AUTHORITY								
Parole/Probation	27	9	54					1
Odor of Contraband	25	3	58					2
Incident to Pat Down/Frisk	39	10	108	1				5
Incident to Arrest	170	54	722	3	5	2	2	15
Impound Inventory	127	57	485	1	2	2		12
Visible Contraband	4	2	4					
Consent	13	5	36					5
Other	1	1	1					
IF SEARCH WAS CONDUCTED, WHAT WAS SEARCHED?								
Vehicle	204	80	672	2	4	3		18
Belongings	36	7	61		1	1		2
Person	214	66	853	4	6	2	2	20
Container	1		2				1	
Residence			2					
Office								
Other	2		1					
IF SEARCH WAS CONDUCTED, WHAT WAS DISCOVERED?								
Weapons	10	5	12					3
Money	13	15	20					2
Drugs	10	6	24					2
Alcohol	8	1	9		1	1		
Other Contraband	3	2	6					1
Other Evidence of Crime	2	3	9					
Other Property	7	11	16		2			2
Nothing	357	88	1328	8	6	7	3	28
ACTION TAKEN:								
Warning	1201	264	1542	37	49	24	13	53
Citation	19182	2454	12949	644	830	390	114	1283
Arrest	697	121	1157	12	24	15	4	40
Field Interview Completed	52	29	59	1			1	5
None	13	3	18	1	1	2		

**LOS ANGELES POLICE DEPARTMENT
FIELD DATA STATISTICS
OVB - Valley Traffic Division**

DESCRIPTION OF ITEM	PASSENGER							
	White	Black	Hispanic	Chinese	Filipino	Japanese	Amer. Ind.	Other
NUMBER OF PASSENGERS								
	129	30	139	3	2	2		6
GENDER								
Male	67	15	95	1	1			3
Female	62	15	44	2	1	2		3
APPARENT AGE								
1 - 17	11	3	17					
18 - 40	101	23	112	2	2	2		5
41 - 60	11	4	10	1				1
61 - 80	3							
81+	3							
INITIAL REASON FOR STOP								
Vehicle Code Moving/Pedestrian Violation	112	24	120	3	1	2		6
Municipal Code Violation	5	1	7		1			
Suspect Flight	8	1	2					
Consensual	5		1					
Call For Service		1	1					
Department Briefing (Crime Broadcast, Bulletins, Roll Call)								
Penal Code Violation	16	12	7					
Equipment/Registration Violation	5		4					
Health & Safety Code Violation	1	1						
Other	2		4					
PAT DOWN/FRISK SEARCH CONDUCTED?								
Yes	28	12	33	1	1			1
DETAINEE ASKED TO SUBMIT TO CONSENSUAL SEARCH?								
Yes	9	1	9					
GRANTED?								
Yes	9	1	9					
WAS SEARCH CONDUCTED?								
Yes	30	14	40	1	1			1
IF WARRANTLESS SEARCH CONDUCTED, SEARCH AUTHORITY								
Parole/Probation	5	1	5					
Odor of Contraband	1		1					
Incident to Pat Down/Frisk	3	2	7		1			
Incident to Arrest	20	5	12					1
Impound Inventory	7	6	14					
Visible Contraband	4							
Consent	8	2	7					
Other								
IF SEARCH WAS CONDUCTED, WHAT WAS SEARCHED?								
Vehicle	14	10	18					1
Belongings	7	2	3	1				
Person	26	10	30	1	1			1
Container	1							
Residence								
Office								
Other			1					
IF SEARCH WAS CONDUCTED, WHAT WAS DISCOVERED?								
Weapons			1					1
Money	8	3	5					
Drugs	4	1	2	1				
Alcohol	3							
Other Contraband	3	1						
Other Evidence of Crime	1	1						
Other Property	3	2	4					
Nothing	17	8	35		1			
ACTION TAKEN:								
Warning	16	10	15					
Citation	99	13	105	2	2	2		5
Arrest	21	6	14					1
Field Interview Completed	21	7	14					
None	5	2	7					

**LOS ANGELES POLICE DEPARTMENT
FIELD DATA STATISTICS
OVB - Valley Traffic Division**

DESCRIPTION OF ITEM	PEDESTRIAN							
	White	Black	Hispanic	Chinese	Filipino	Japanese	Amer. Ind.	Other
NUMBER OF PEDESTRIANS	684	240	638	12	23	11	8	25
GENDER								
Male	495	157	444	10	13	8	8	19
Female	189	83	194	2	10	3		6
APPARENT AGE								
1 - 17	35	9	84	4				3
18 - 40	389	165	395	6	10	5	8	14
41 - 60	190	60	130	1	5	3		3
61 - 80	61	6	28	1	6	2		3
81+	9	1	1		2	1		2
INITIAL REASON FOR STOP								
Vehicle Code Moving/Pedestrian Violation	657	192	605	10	21	10	8	24
Municipal Code Violation	18	3	14	2	2	1		
Suspect Flight	29	6	21				1	
Consensual	22	3	14				1	
Call For Service	3	2	11					
Department Briefing (Crime Broadcast, Bulletins, Roll Call)			1					
Penal Code Violation	11	45	12					
Equipment/Registration Violation	3	1	1					
Health & Safety Code Violation	8	10	2					
Other	2	1	4					1
PAT DOWN/FRISK SEARCH CONDUCTED?								
Yes	12	16	35					1
DETAINEE ASKED TO SUBMIT TO CONSENSUAL SEARCH?								
Yes	2	5	13					
GRANTED?								
Yes	2	5	12					
WAS SEARCH CONDUCTED?								
Yes	13	21	31					1
IF WARRANTLESS SEARCH CONDUCTED, SEARCH AUTHORITY								
Parole/Probation	1	7	1					
Odor of Contraband	3		1					
Incident to Pat Down/Frisk	4	5	5					
Incident to Arrest	6	8	18					
Impound Inventory	1	1						
Visible Contraband								
Consent	1	2	7					
Other								
IF SEARCH WAS CONDUCTED, WHAT WAS SEARCHED?								
Vehicle	2	2	3					
Belongings	2	4	2					
Person	10	22	31					1
Container								
Residence								
Office								
Other								
IF SEARCH WAS CONDUCTED, WHAT WAS DISCOVERED?								
Weapons			1					
Money	3	7	1					
Drugs		1	1					
Alcohol	1	1						
Other Contraband		2						
Other Evidence of Crime			1					
Other Property	1	9	1					
Nothing	12	13	28					1
ACTION TAKEN:								
Warning	67	54	53		1		1	
Citation	642	182	585	12	22	11	8	24
Arrest	35	16	41				1	
Field Interview Completed	10	47	10					
None	1	1	3					1

**LOS ANGELES POLICE DEPARTMENT
FIELD DATA STATISTICS
OWB**

DESCRIPTION OF ITEM	DRIVER							
	White	Black	Hispanic	Chinese	Filipino	Japanese	Amer. Ind.	Other
NUMBER OF DRIVERS								
	36055	11111	17705	2660	1226	1295	120	6440
GENDER								
Male	23189	7249	13621	1710	774	789	85	4592
Female	12863	3862	4083	949	452	506	35	1848
APPARENT AGE								
1 - 17	389	114	240	18	13	11		93
18 - 40	22611	7742	13861	1814	808	921	83	4102
41 - 60	10705	2798	3324	701	344	283	34	1943
61 - 80	2128	423	272	124	61	72	3	290
81+	220	33	7	3		8		11
INITIAL REASON FOR STOP								
Vehicle Code Moving/Pedestrian Violation	30264	8328	13562	2105	983	1015	103	5635
Municipal Code Violation	122	91	148	4	9	3		46
Suspect Flight	118	63	85	5	8	4	1	31
Consensual	82	41	61	5	5	3		22
Call For Service	49	25	65	6	1	1		18
Department Briefing (Crime Broadcast, Bulletins, Roll Call)	40	27	37	7	1			5
Penal Code Violation	69	59	90	3	1	3		8
Equipment/Registration Violation	5867	2710	3927	577	244	286	18	801
Health & Safety Code Violation	152	42	67	10	5	8		39
Other	236	110	201	10	5	4	1	21
DRIVER REQUIRED TO EXIT VEHICLE?								
Yes	1723	1565	2794	45	54	31	3	419
PAT DOWN/FRISK SEARCH CONDUCTED?								
Yes	710	889	1303	12	21	10	2	166
DETAINEE ASKED TO SUBMIT TO CONSENSUAL SEARCH?								
Yes	286	442	538	5	8	4		89
GRANTED?								
Yes	281	439	525	5	8	4		87
WAS SEARCH CONDUCTED?								
Yes	1107	1273	2169	26	30	19	2	250
IF WARRANTLESS SEARCH CONDUCTED, SEARCH AUTHORITY								
Parole/Probation	65	214	102	3	1	2	1	14
Odor of Contraband	17	45	52	2	1			9
Incident to Pat Down/Frisk	108	167	279	3	5	1	1	36
Incident to Arrest	397	320	506	4	12	4	1	85
Impound Inventory	399	490	1098	15	8	10		94
Visible Contraband	4	18	13			1		1
Consent	180	278	347	5	6	1		52
Other	9	18	11					6
IF SEARCH WAS CONDUCTED, WHAT WAS SEARCHED?								
Vehicle	695	999	1662	21	20	15	2	162
Belongings	55	50	70	3	4	1		11
Person	676	774	1055	10	18	8	2	152
Container	5	9	6					
Residence	1	1	2					
Office								
Other	4	4	9					2
IF SEARCH WAS CONDUCTED, WHAT WAS DISCOVERED?								
Weapons	16	16	28		1			4
Money	10	17	11	1	2			2
Drugs	59	90	41	1	1	2		11
Alcohol	13	20	42					1
Other Contraband	16	20	12					3
Other Evidence of Crime	9	20	12	1				
Other Property	72	84	120	3	2	2		9
Nothing	1294	1183	2128	34	34	33	3	313
ACTION TAKEN:								
Warning	3208	1599	2016	129	96	116	13	527
Citation	32516	9222	15304	2528	1131	1175	108	5847
Arrest	435	321	383	10	16	8	3	85
Field Interview Completed	191	262	324	3	5	7		48
None	92	97	115	7	2	1		20

**LOS ANGELES POLICE DEPARTMENT
FIELD DATA STATISTICS
OWB**

DESCRIPTION OF ITEM	PASSENGER							
	White	Black	Hispanic	Chinese	Filipino	Japanese	Amer. Ind.	Other
NUMBER OF PASSENGERS								
	331	527	782	10	16	5	2	107
GENDER								
Male	198	389	642	6	11	3	1	79
Female	133	138	140	4	5	2	1	28
APPARENT AGE								
1 - 17	41	60	153		3			20
18 - 40	256	420	603	9	12	5		76
41 - 60	29	44	24	1	1			10
61 - 80	4	3	2				2	1
81+	1							
INITIAL REASON FOR STOP								
Vehicle Code Moving/Pedestrian Violation	236	328	581	9	13	4	1	85
Municipal Code Violation	30	23	56					11
Suspect Flight	3	3	16		1			2
Consensual	9	9	13		1			1
Call For Service	14	2	9	1				1
Department Briefing (Crime Broadcast, Bulletins, Roll Call)	5	13	23					
Penal Code Violation	25	55	31		1			2
Equipment/Registration Violation	31	103	106			1		5
Health & Safety Code Violation	8	8	9				1	3
Other	9	29	36			1		3
PAT DOWN/FRISK SEARCH CONDUCTED?								
Yes	105	328	405	1	9		1	36
DETAINEE ASKED TO SUBMIT TO CONSENSUAL SEARCH?								
Yes	51	176	192		5		1	18
GRANTED?								
Yes	51	174	192		5		1	18
WAS SEARCH CONDUCTED?								
Yes	101	337	376	1	8	1	1	36
IF WARRANTLESS SEARCH CONDUCTED, SEARCH AUTHORITY								
Parole/Probation	10	61	38					
Odor of Contraband	4	15	21					5
Incident to Pat Down/Frisk	17	66	97		5			8
Incident to Arrest	29	84	75	1	1		1	8
Impound Inventory	8	14	31					1
Visible Contraband	4	14	21					
Consent	36	126	145		2		1	14
Other	6	1	8					
IF SEARCH WAS CONDUCTED, WHAT WAS SEARCHED?								
Vehicle	34	81	121		4	1		6
Belongings	11	25	19		1			
Person	90	300	328	1	5		1	35
Container	2	2						
Residence								
Office								
Other		1						
IF SEARCH WAS CONDUCTED, WHAT WAS DISCOVERED?								
Weapons	4	6	8		1			1
Money	2	1	4					
Drugs	13	26	17	1				5
Alcohol	2	2	24					
Other Contraband	4	11	9					
Other Evidence of Crime	2	5	9					1
Other Property	5	18	26					1
Nothing	89	284	309		7	1	1	32
ACTION TAKEN:								
Warning	47	113	121		3	2		11
Citation	188	175	369	9	7	2	2	72
Arrest	37	80	55	1	1			7
Field Interview Completed	63	158	209	1	4			13
None	37	72	115		2	1		10

**LOS ANGELES POLICE DEPARTMENT
FIELD DATA STATISTICS
OWB**

DESCRIPTION OF ITEM	PEDESTRIAN							
	White	Black	Hispanic	Chinese	Filipino	Japanese	Amer. Ind.	Other
NUMBER OF PEDESTRIANS	4505	3874	4504	81	52	44	38	398
GENDER								
Male	3621	3187	4036	51	35	33	28	307
Female	884	687	468	30	17	11	10	91
APPARENT AGE								
1 - 17	259	496	1232	26	10	6		67
18 - 40	2615	2090	2666	40	27	27	27	239
41 - 60	1522	1242	565	13	11	11	11	89
61 - 80	106	46	41	2	3			3
81+	3				1			
INITIAL REASON FOR STOP								
Vehicle Code Moving/Pedestrian Violation	1473	1179	1181	35	23	26	12	164
Municipal Code Violation	1453	1100	1830	36	10	8	14	110
Suspect Flight	11	25	65		1			1
Consensual	374	538	494	4	4	3	1	25
Call For Service	110	108	188		1		3	15
Department Briefing (Crime Broadcast, Bulletins, Roll Call)	106	153	142	1	1	1	1	3
Penal Code Violation	321	407	407	4	10	3	2	33
Equipment/Registration Violation	39	47	64		1	1	1	1
Health & Safety Code Violation	235	186	127	3	2	2	3	13
Other	688	387	388	4	5	1	2	50
PAT DOWN/FRISK SEARCH CONDUCTED?								
Yes	1154	1945	2386	14	14	14	14	146
DETAINEE ASKED TO SUBMIT TO CONSENSUAL SEARCH?								
Yes	488	917	1141	2	10	4	3	47
GRANTED?								
Yes	479	908	1138	2	10	4	3	46
WAS SEARCH CONDUCTED?								
Yes	1131	1890	2157	15	19	12	14	150
IF WARRANTLESS SEARCH CONDUCTED, SEARCH AUTHORITY:								
Parole/Probation	199	479	212	1	1		3	7
Odor of Contraband	16	25	50					
Incident to Pat Down/Frisk	143	334	468	2		2	2	25
Incident to Arrest	455	590	655	10	2	5	8	69
Impound Inventory	3	5	6					1
Visible Contraband	13	21	41		7			4
Consent	360	647	918	2	9	4	1	42
Other	8	17	10					9
IF SEARCH WAS CONDUCTED, WHAT WAS SEARCHED?								
Vehicle	13	33	55	1				5
Belongings	182	179	141	3		1	1	13
Person	1078	1849	2116	13	15	12	14	133
Container	22	23	12					4
Residence	8	8	7					2
Office		1	1					9
Other	14	13	9	4	4	3		6
IF SEARCH WAS CONDUCTED, WHAT WAS DISCOVERED?								
Weapons	19	22	51					1
Money	12	21	27	1	1			2
Drugs	77	137	88	1				6
Alcohol	31	45	91					10
Other Contraband	75	84	70	4	2	2		5
Other Evidence of Crime	26	33	57		4			14
Other Property	67	106	112	4	3	3		8
Nothing	992	1557	1849	6	10	9	14	118
ACTION TAKEN:								
Warning	590	807	879	7	6	4	4	58
Citation	2791	1644	2227	58	30	32	25	234
Arrest	962	740	759	12	5	3	9	78
Field Interview Completed	1023	1223	1402	13	12	10	8	115
None	112	205	240	3	4			13

**LOS ANGELES POLICE DEPARTMENT
FIELD DATA STATISTICS
OWB - Hollywood Area**

DESCRIPTION OF ITEM	DRIVER							
	White	Black	Hispanic	Chinese	Filipino	Japanese	Amer. Ind.	Other
NUMBER OF DRIVERS								
	2234	935	1447	77	65	45	2	362
GENDER								
Male	1664	770	1247	60	55	28	1	309
Female	570	165	199	17	10	17	1	53
APPARENT AGE								
1 - 17	20	7	29		1			11
18 - 40	1768	795	1274	60	53	36	2	278
41 - 60	407	124	138	13	8	8		66
61 - 80	35	8	6	4	3	1		7
81+	4	1						
INITIAL REASON FOR STOP								
Vehicle Code Moving/Pedestrian Violation	1791	724	1122	65	50	40	2	290
Municipal Code Violation	10	3	12		1			2
Suspect Flight	1		1					
Consensual	3	1						
Call For Service	2	1						
Department Briefing (Crime Broadcast, Bulletins, Roll Call)	2	5	2		1			1
Penal Code Violation	39	25	29	2	1	2		4
Equipment/Registration Violation	386	177	275	10	13	3		65
Health & Safety Code Violation	19	5	9	1				1
Other	13	13	24					1
DRIVER REQUIRED TO EXIT VEHICLE?								
Yes	341	288	431	9	11	2		76
PAT DOWN/FRISK SEARCH CONDUCTED?								
Yes	185	173	292	2	6			40
DETAINEE ASKED TO SUBMIT TO CONSENSUAL SEARCH?								
Yes	82	78	121		3			26
GRANTED?								
Yes	78	78	118		3			26
WAS SEARCH CONDUCTED?								
Yes	242	215	317	5	6			45
IF WARRANTLESS SEARCH CONDUCTED, SEARCH AUTHORITY								
Parole/Probation	19	26	15	1				3
Odor of Contraband	2	4	4					
Incident to Pat Down/Frisk	20	26	44		2			6
Incident to Arrest	78	61	98	1	2			9
Impound Inventory	82	74	104	2				8
Visible Contraband	1	1	2					
Consent	55	49	83		2			18
Other	2	3	3					
IF SEARCH WAS CONDUCTED, WHAT WAS SEARCHED?								
Vehicle	173	156	218	3	5			27
Belongings	12	6	6					
Person	164	151	217	2	6			35
Container	3	3						
Residence								
Office								
Other								1
IF SEARCH WAS CONDUCTED, WHAT WAS DISCOVERED?								
Weapons	3	1	1					2
Money	2	2	2					
Drugs	20	15	8		1			2
Alcohol	4	3	7					1
Other Contraband	5	2	4					1
Other Evidence of Crime	4	5						
Other Property	14	16	20	1				1
Nothing	280	212	334	7	9	4	1	55
ACTION TAKEN:								
Warning	430	184	267	12	14	7	1	56
Citation	1720	690	1111	64	49	37	1	294
Arrest	65	47	64	1	3			9
Field Interview Completed	48	31	56	1	3			5
None	13	13	20			1		3

**LOS ANGELES POLICE DEPARTMENT
FIELD DATA STATISTICS
OWB - Hollywood Area**

DESCRIPTION OF ITEM	PASSENGER							
	White	Black	Hispanic	Chinese	Filipino	Japanese	Amer. Ind.	Other
NUMBER OF PASSENGERS								
	101	130	166	1	6	1	1	29
GENDER								
Male	49	92	148	1	4		1	24
Female	52	38	18		2	1		5
APPARENT AGE								
1 - 17	4	4	25		2			2
18 - 40	90	121	141	1	4	1		24
41 - 60	6	5						3
61 - 80	1						1	
81+								
INITIAL REASON FOR STOP								
Vehicle Code Moving/Pedestrian Violation	67	76	128	1	5	1		18
Municipal Code Violation	2	6	9					2
Suspect Flight			2					
Consensual	4	1	2		1			
Call For Service	1							
Department Briefing (Crime Broadcast, Bulletins, Roll Call)	1							
Penal Code Violation	19	36	14					2
Equipment/Registration Violation	8	6	12					3
Health & Safety Code Violation	2	2					1	3
Other	2	5	6					1
PAT DOWN/FRISK SEARCH CONDUCTED?								
Yes	45	90	112		3		1	16
DETAINEE ASKED TO SUBMIT TO CONSENSUAL SEARCH?								
Yes	24	27	53		3		1	7
GRANTED?								
Yes	24	26	53		3		1	7
WAS SEARCH CONDUCTED?								
Yes	41	90	92		3		1	15
IF WARRANTLESS SEARCH CONDUCTED, SEARCH AUTHORITY								
Parole/Probation	2	8	8					
Odor of Contraband	1	3	6					5
Incident to Pat Down/Frisk	5	18	11		2			2
Incident to Arrest	15	37	17				1	1
Impound Inventory	1	1	6					
Visible Contraband	1	2	3					
Consent	15	23	43		1		1	6
Other		1						
IF SEARCH WAS CONDUCTED, WHAT WAS SEARCHED?								
Vehicle	7	14	19		2			4
Belongings	5	10	4					
Person	39	86	83		2		1	15
Container	1	1						
Residence								
Office								
Other								
IF SEARCH WAS CONDUCTED, WHAT WAS DISCOVERED?								
Weapons	2	1						
Money								
Drugs	5	5	4					3
Alcohol		1	5					
Other Contraband	1	2	1					
Other Evidence of Crime	2	1						
Other Property	2	3	4					1
Nothing	35	83	80		3		1	14
ACTION TAKEN:								
Warning	20	31	33			1		8
Citation	42	39	62	1	4		1	12
Arrest	18	28	13					1
Field Interview Completed	21	38	42		1			4
None	10	11	37		1			1

**LOS ANGELES POLICE DEPARTMENT
FIELD DATA STATISTICS
OWB - Hollywood Area**

DESCRIPTION OF ITEM	PEDESTRIAN							
	White	Black	Hispanic	Chinese	Filipino	Japanese	Amer. Ind.	Other
NUMBER OF PEDESTRIANS								
	1220	1184	1082	16	14	12	16	75
GENDER								
Male	905	851	960	11	10	11	10	63
Female	315	333	122	5	4	1	6	12
APPARENT AGE								
1 - 17	44	65	217	9	3	5		9
18 - 40	954	886	769	6	9	4	14	55
41 - 60	212	228	85	1	1	3	2	10
61 - 80	10	5	11		1			1
81+								
INITIAL REASON FOR STOP								
Vehicle Code Moving/Pedestrian Violation	488	432	244	3	9	4	5	42
Municipal Code Violation	289	283	422	9		4	6	9
Suspect Flight		2	9		1			
Consensual	179	141	162		2			2
Call For Service	12	10	39					1
Department Briefing (Crime Broadcast, Bulletins, Roll Call)	10	17	27					1
Penal Code Violation	146	217	134	3	2	2	2	7
Equipment/Registration Violation	5	3	5			1		
Health & Safety Code Violation	88	52	39	1		1	3	5
Other	50	70	41	1		1		10
PAT DOWN/FRISK SEARCH CONDUCTED?								
Yes	534	677	718	10	4	8	9	41
DETAINEE ASKED TO SUBMIT TO CONSENSUAL SEARCH?								
Yes	209	268	345		3	1	1	17
GRANTED?								
Yes	207	265	344		3	1	1	17
WAS SEARCH CONDUCTED?								
Yes	517	656	607	11	4	8	9	35
IF WARRANTLESS SEARCH CONDUCTED, SEARCH AUTHORITY								
Parole/Probation	112	129	54	1	1		2	3
Odor of Contraband	2	4	6					
Incident to Pat Down/Frisk	39	97	75	2		2		4
Incident to Arrest	245	286	207	8	1	5	6	12
Impound Inventory	1	1						
Visible Contraband	3	6	14					
Consent	164	186	290		2	1		14
Other		1	3					
IF SEARCH WAS CONDUCTED, WHAT WAS SEARCHED?								
Vehicle	4	8	11	1				2
Belongings	101	82	40	1		1	1	3
Person	506	642	602	10	4	8	9	35
Container	15	7	3					
Residence	3	6	5					
Office		1						
Other	2	5	5	4		3		
IF SEARCH WAS CONDUCTED, WHAT WAS DISCOVERED?								
Weapons	7	7	21					
Money	8	3	4	1				
Drugs	41	53	26	1				1
Alcohol	11	17	26					
Other Contraband	48	41	24	4		2		1
Other Evidence of Crime	16	13	11					1
Other Property	35	32	43	4		3		2
Nothing	405	533	484	1	4	3	9	36
ACTION TAKEN:								
Warning	216	242	191	3	2		2	11
Citation	543	499	441	11	9	10	8	41
Arrest	270	255	194	2	1	1	3	11
Field Interview Completed	306	270	367	2	2	1	4	12
None	47	48	61					3

**LOS ANGELES POLICE DEPARTMENT
FIELD DATA STATISTICS
OWB - Pacific Area**

DESCRIPTION OF ITEM	DRIVER							
	White	Black	Hispanic	Chinese	Filipino	Japanese	Amer. Ind.	Other
NUMBER OF DRIVERS								
	4360	1970	2641	237	132	187	30	638
GENDER								
Male	2912	1369	2093	146	85	121	22	505
Female	1447	601	548	91	47	66	8	133
APPARENT AGE								
1 - 17	45	28	43		3	3		4
18 - 40	2974	1494	2182	178	95	140	22	452
41 - 60	1146	400	394	50	31	33	6	170
61 - 80	183	47	22	9	3	8	2	12
81+	11	1				3		
INITIAL REASON FOR STOP								
Vehicle Code Moving/Pedestrian Violation	3432	1376	1886	202	103	155	26	526
Municipal Code Violation	34	32	33	1		1		14
Suspect Flight	15	3	7	1				
Consensual	13	5	8	2	1			1
Call For Service	8	2	3	3				
Department Briefing (Crime Broadcast, Bulletins, Roll Call)	16	15	21	2				2
Penal Code Violation	10	12	15					
Equipment/Registration Violation	893	563	689	37	30	32	4	103
Health & Safety Code Violation	32	10	15					6
Other	201	54	99	8	4	4	1	10
DRIVER REQUIRED TO EXIT VEHICLE?								
Yes	349	363	503	7	4	8	1	47
PAT DOWN/FRISK SEARCH CONDUCTED?								
Yes	200	210	299	2	3	3	1	27
DETAINEE ASKED TO SUBMIT TO CONSENSUAL SEARCH?								
Yes	101	98	148	1	1	1		21
GRANTED?								
Yes	100	96	145	1	1	1		19
WAS SEARCH CONDUCTED?								
Yes	291	312	431	5	4	6	1	36
IF WARRANTLESS SEARCH CONDUCTED, SEARCH AUTHORITY								
Parole/Probation	26	60	35		1	1	1	2
Odor of Contraband	5	9	13		1			
Incident to Pat Down/Frisk	51	43	72		1	1		11
Incident to Arrest	72	83	86	1	1	2		10
Impound Inventory	106	120	187	3	1	4		16
Visible Contraband	3	7	5					
Consent	75	58	92	1	1	1		15
Other	4	3	3					1
IF SEARCH WAS CONDUCTED, WHAT WAS SEARCHED?								
Vehicle	220	241	324	5	3	6	1	29
Belongings	19	9	11		1			1
Person	172	190	249	1	2	3	1	23
Container	2	3	4					
Residence		1	2					
Office								
Other	1	1	3					
IF SEARCH WAS CONDUCTED, WHAT WAS DISCOVERED?								
Weapons	4	3	8					
Money	3	5	1		1			
Drugs	21	17	14			1		3
Alcohol	6	8	8					
Other Contraband	8	5	2					
Other Evidence of Crime	4	2	1					
Other Property	28	27	32	1	1	1		
Nothing	388	315	448	9	6	12	1	68
ACTION TAKEN:								
Warning	742	443	471	33	18	32	2	94
Citation	3551	1453	2090	204	115	153	28	541
Arrest	95	80	92	2	2	3		14
Field Interview Completed	90	76	105	1	1	5		20
None	32	29	39	3	1			5

**LOS ANGELES POLICE DEPARTMENT
FIELD DATA STATISTICS
OWB - Pacific Area**

DESCRIPTION OF ITEM	PASSENGER							
	White	Black	Hispanic	Chinese	Filipino	Japanese	Amer. Ind.	Other
NUMBER OF PASSENGERS								
	118	179	271	1	3	2		12
GENDER								
Male	76	134	209		2	1		8
Female	42	45	62	1	1	1		4
APPARENT AGE								
1 - 17	17	34	58		1			3
18 - 40	90	133	206	1	2	2		9
41 - 60	10	11	6					
61 - 80	1	1	1					
81+								
INITIAL REASON FOR STOP								
Vehicle Code Moving/Pedestrian Violation	80	112	182	1	3	1		8
Municipal Code Violation	18	14	29					3
Suspect Flight	1		2					
Consensual	3	6	3					
Call For Service	8	2	3					
Department Briefing (Crime Broadcast, Bulletins, Roll Call)	4	10	19					
Penal Code Violation	4	5	4					
Equipment/Registration Violation	11	42	48			1		1
Health & Safety Code Violation	6	6	3					
Other	4	10	20			1		
PAT DOWN/FRISK SEARCH CONDUCTED?								
Yes	31	106	113	1	1			4
DETAINEE ASKED TO SUBMIT TO CONSENSUAL SEARCH?								
Yes	8	63	55		1			3
GRANTED?								
Yes	8	62	55		1			3
WAS SEARCH CONDUCTED?								
Yes	30	111	111	1	1	1		4
IF WARRANTLESS SEARCH CONDUCTED, SEARCH AUTHORITY								
Parole/Probation	6	38	17					
Odor of Contraband	1	5	8					
Incident to Pat Down/Frisk	8	23	42		1			
Incident to Arrest	9	18	26	1				3
Impound Inventory	2	5	8					
Visible Contraband	2	5	11					
Consent	5	36	34					1
Other			7					
IF SEARCH WAS CONDUCTED, WHAT WAS SEARCHED?								
Vehicle	14	25	33			1		
Belongings	3	6	2		1			
Person	26	99	100	1	1			4
Container	1	1						
Residence								
Office								
Other								
IF SEARCH WAS CONDUCTED, WHAT WAS DISCOVERED?								
Weapons	1		2					
Money	1		1					
Drugs	6	11	7	1				
Alcohol	2		8					
Other Contraband	1	7	5					
Other Evidence of Crime			1					
Other Property	3	12	12					
Nothing	28	86	92		1	1		4
ACTION TAKEN:								
Warning	14	37	34		1	1		
Citation	72	79	148		1			11
Arrest	11	26	20	1	1			2
Field Interview Completed	27	50	68	1				1
None	13	20	31		1	1		

**LOS ANGELES POLICE DEPARTMENT
FIELD DATA STATISTICS
OWB - Pacific Area**

DESCRIPTION OF ITEM	PEDESTRIAN							
	White	Black	Hispanic	Chinese	Filipino	Japanese	Amer. Ind.	Other
NUMBER OF PEDESTRIANS	1926	1205	1291	28	15	11	18	90
GENDER								
Male	1597	1077	1109	20	9	9	17	77
Female	329	128	182	8	6	2	1	13
APPARENT AGE								
1 - 17	123	234	447	9	6			15
18 - 40	1009	528	597	11	5	6	9	45
41 - 60	737	426	238	6	3	5	9	29
61 - 80	57	17	9	2	1			1
81+								
INITIAL REASON FOR STOP								
Vehicle Code Moving/Pedestrian Violation	341	212	232	6	4	3	3	21
Municipal Code Violation	709	424	573	18	7	3	8	30
Suspect Flight	2	8	16					
Consensual	107	159	95	3	1	3	1	18
Call For Service	51	26	44				3	2
Department Briefing (Crime Broadcast, Bulletins, Roll Call)	66	101	56	1	1	1	1	1
Penal Code Violation	92	52	63	1	1			3
Equipment/Registration Violation	22	20	23				1	
Health & Safety Code Violation	131	97	52	2	1	1		2
Other	581	247	268	2	1		2	19
PAT DOWN/FRISK SEARCH CONDUCTED?								
Yes	364	537	509		4	4	5	13
DETAINEE ASKED TO SUBMIT TO CONSENSUAL SEARCH?								
Yes	175	267	174	1	4	2	2	2
GRANTED?								
Yes	169	266	173	1	4	2	2	2
WAS SEARCH CONDUCTED?								
Yes	369	525	462	1	5	2	5	14
IF WARRANTLESS SEARCH CONDUCTED, SEARCH AUTHORITY								
Parole/Probation	69	192	72				1	1
Odor of Contraband	8	9	7					
Incident to Pat Down/Frisk	74	114	137				2	2
Incident to Arrest	110	114	166		1		2	7
Impound Inventory	2	4						
Visible Contraband	7	7	3					2
Consent	114	176	129	1	4	2	1	2
Other	3	4	1					2
IF SEARCH WAS CONDUCTED, WHAT WAS SEARCHED?								
Vehicle	8	8	7					
Belongings	39	31	28	1				1
Person	343	512	451		5	2	5	11
Container	4	8	4					2
Residence	1	1	2					
Office			1					
Other	9	6	1					
IF SEARCH WAS CONDUCTED, WHAT WAS DISCOVERED?								
Weapons	8	6	4					
Money	2	9	4					
Drugs	28	45	23					1
Alcohol	14	9	13					1
Other Contraband	20	16	11					
Other Evidence of Crime	4	7	6					
Other Property	16	33	29					2
Nothing	368	437	474	1	5	3	5	11
ACTION TAKEN:								
Warning	223	235	199		1	2	2	7
Citation	1318	544	793	18	9	4	13	52
Arrest	440	259	283	5	1	1	6	7
Field Interview Completed	455	418	354	9	2	7	4	30
None	36	61	51	1	2			2

**LOS ANGELES POLICE DEPARTMENT
FIELD DATA STATISTICS
OWB - West Los Angeles Area**

DESCRIPTION OF ITEM	DRIVER							
	White	Black	Hispanic	Chinese	Filipino	Japanese	Amer. Ind.	Other
NUMBER OF DRIVERS								
	4333	867	1410	204	103	143	7	756
GENDER								
Male	2614	592	1085	131	54	79	6	522
Female	1719	275	325	73	49	64	1	234
APPARENT AGE								
1 - 17	50	8	30	5		1		20
18 - 40	2457	639	1078	159	72	106	5	464
41 - 60	1475	193	280	34	26	31	2	222
61 - 80	310	25	21	6	5	5		49
81+	41	2	1					1
INITIAL REASON FOR STOP								
Vehicle Code Moving/Pedestrian Violation	4100	676	1229	192	97	134	4	709
Municipal Code Violation	10	6	7					1
Suspect Flight	2	1	1					
Consensual	6	5	1					1
Call For Service	8	2	5					5
Department Briefing (Crime Broadcast, Bulletins, Roll Call)	4	5	2	1				
Penal Code Violation	3	3	15			1		2
Equipment/Registration Violation	211	164	144	11	6	8	3	40
Health & Safety Code Violation	6	2	3	1				1
Other	10	16	23		1			4
DRIVER REQUIRED TO EXIT VEHICLE?								
Yes	165	177	256	5	8	7	2	46
PAT DOWN/FRISK SEARCH CONDUCTED?								
Yes	67	100	170	2	5	3	1	24
DETAINEE ASKED TO SUBMIT TO CONSENSUAL SEARCH?								
Yes	37	49	68	1	3	1		13
GRANTED?								
Yes	37	49	65	1	3	1		13
WAS SEARCH CONDUCTED?								
Yes	120	139	216	5	6	4	1	36
IF WARRANTLESS SEARCH CONDUCTED, SEARCH AUTHORITY								
Parole/Probation	9	15	11			1		2
Odor of Contraband	2	4	2					
Incident to Pat Down/Frisk	10	15	31				1	5
Incident to Arrest	25	33	54	1	3		1	8
Impound Inventory	61	65	102	3	3	3		14
Visible Contraband			1			1		
Consent	26	38	46	1	2			9
Other	1	4	2					2
IF SEARCH WAS CONDUCTED, WHAT WAS SEARCHED?								
Vehicle	98	120	177	4	4	4	1	28
Belongings	10	9	12			1		3
Person	55	80	118	2	3	1	1	21
Container			2					
Residence	1							
Office								
Other	1		2					
IF SEARCH WAS CONDUCTED, WHAT WAS DISCOVERED?								
Weapons	1	3	2					
Money		1						1
Drugs	3	11	5			1		3
Alcohol	2	1	2					
Other Contraband		3	5					2
Other Evidence of Crime		3	3					
Other Property	10	7	17		1			3
Nothing	147	123	195	6	5	4	1	35
ACTION TAKEN:								
Warning	557	193	230	24	16	15	5	64
Citation	3756	636	1127	178	86	127	1	679
Arrest	26	31	32	2	1		1	7
Field Interview Completed	35	53	62			2		10
None	10	12	19	1				3

**LOS ANGELES POLICE DEPARTMENT
FIELD DATA STATISTICS
OWB - West Los Angeles Area**

DESCRIPTION OF ITEM	PASSENGER							
	White	Black	Hispanic	Chinese	Filipino	Japanese	Amer. Ind.	Other
NUMBER OF PASSENGERS								
	59	50	111	2	4	1		19
GENDER								
Male	42	40	90		4	1		17
Female	17	10	21	2				2
APPARENT AGE								
1 - 17	18	7	33					9
18 - 40	32	41	74	2	4	1		9
41 - 60	8	2	4					1
61 - 80	1							
81+								
INITIAL REASON FOR STOP								
Vehicle Code Moving/Pedestrian Violation	43	25	86	1	3	1		16
Municipal Code Violation	7	2	6					2
Suspect Flight			2					
Consensual	1							
Call For Service	5		2	1				1
Department Briefing (Crime Broadcast, Bulletins, Roll Call)		1	2					
Penal Code Violation	2	2	8		1			
Equipment/Registration Violation	5	17	17					
Health & Safety Code Violation								
Other	3	6	5					1
PAT DOWN/FRISK SEARCH CONDUCTED?								
Yes	20	26	62		4			9
DETAINEE ASKED TO SUBMIT TO CONSENSUAL SEARCH?								
Yes	13	15	25		1			5
GRANTED?								
Yes	13	15	25		1			5
WAS SEARCH CONDUCTED?								
Yes	19	26	57		3			9
IF WARRANTLESS SEARCH CONDUCTED, SEARCH AUTHORITY								
Parole/Probation		5	4					
Odor of Contraband	1	1						
Incident to Pat Down/Frisk	2	6	13		2			3
Incident to Arrest	1	4	9					1
Impound Inventory	3	3	9					
Visible Contraband			1					
Consent	13	12	23		1			5
Other	6		1					
IF SEARCH WAS CONDUCTED, WHAT WAS SEARCHED?								
Vehicle	8	12	22		1			1
Belongings	1	1	4					
Person	17	18	47		2			9
Container								
Residence								
Office								
Other								
IF SEARCH WAS CONDUCTED, WHAT WAS DISCOVERED?								
Weapons								1
Money								
Drugs	1		1					1
Alcohol			3					
Other Contraband								
Other Evidence of Crime		1	6					1
Other Property		1	4					
Nothing	18	24	45		3			7
ACTION TAKEN:								
Warning	9	11	19		2			1
Citation	35	7	37	2		1		9
Arrest	4	2	6					1
Field Interview Completed	12	26	54		3			8
None	10	8	9					4

**LOS ANGELES POLICE DEPARTMENT
FIELD DATA STATISTICS
OWB - West Los Angeles Area**

DESCRIPTION OF ITEM	PEDESTRIAN						
	White	Black	Hispanic	Chinese	Filipino	Japanese Amer. Ind.	Other
NUMBER OF PEDESTRIANS							
	958	685	685	15	3	12	88
GENDER							
Male	822	637	634	10	2	6	73
Female	136	48	51	5	1	6	15
APPARENT AGE							
1 - 17	77	104	217	3	1		16
18 - 40	408	259	381	10	2	10	57
41 - 60	452	313	77	2		2	15
61 - 80	21	9	10				
81+							
INITIAL REASON FOR STOP							
Vehicle Code Moving/Pedestrian Violation	344	246	116	11	2	10	53
Municipal Code Violation	423	225	323	4	1	1	18
Suspect Flight	4	4	11				
Consensual	66	98	100				2
Call For Service	32	27	57				4
Department Briefing (Crime Broadcast, Bulletins, Roll Call)	29	29	51				1
Penal Code Violation	56	36	39			1	7
Equipment/Registration Violation	1	2	2				
Health & Safety Code Violation	14	10	11				6
Other	55	41	40				3
PAT DOWN/FRISK SEARCH CONDUCTED?							
Yes	190	287	360	2		1	19
DETAINEE ASKED TO SUBMIT TO CONSENSUAL SEARCH?							
Yes	72	155	184	1			7
GRANTED?							
Yes	71	154	184	1			6
WAS SEARCH CONDUCTED?							
Yes	175	259	320	1		1	19
IF WARRANTLESS SEARCH CONDUCTED, SEARCH AUTHORITY							
Parole/Probation	12	56	23				
Odor of Contraband	5	7	10				
Incident to Pat Down/Frisk	21	52	78				8
Incident to Arrest	65	52	75				3
Impound Inventory			3				1
Visible Contraband	2	3	7				1
Consent	62	115	135	1			5
Other	3	4	4				1
IF SEARCH WAS CONDUCTED, WHAT WAS SEARCHED?							
Vehicle		4	5				2
Belongings	31	22	35	1			3
Person	164	254	309	1		1	14
Container	2	2					
Residence	2						1
Office							
Other	2	1	2				
IF SEARCH WAS CONDUCTED, WHAT WAS DISCOVERED?							
Weapons	3	3	6				
Money	2	3	1				
Drugs	5	7	7				2
Alcohol	6	12	11				
Other Contraband	4	5	12				1
Other Evidence of Crime	2	2	9				
Other Property	12	8	23				
Nothing	162	226	268	1		2	17
ACTION TAKEN:							
Warning	107	118	141	4	1	1	12
Citation	639	331	267	11	2	10	59
Arrest	213	86	109	2		1	9
Field Interview Completed	214	284	296	1		1	25
None	20	33	44				5

LOS ANGELES POLICE DEPARTMENT
FIELD DATA STATISTICS
OWB - Wilshire Area

DESCRIPTION OF ITEM	DRIVER							
	White	Black	Hispanic	Chinese	Filipino	Japanese	Amer. Ind.	Other
NUMBER OF DRIVERS								
	1213	1746	2184	116	78	56	4	1471
GENDER								
Male	827	1294	1808	78	60	36	2	1057
Female	386	452	376	38	18	20	2	414
APPARENT AGE								
1 - 17	8	27	47		2			5
18 - 40	848	1264	1780	85	55	42	4	989
41 - 60	301	411	344	27	18	10		424
61 - 80	49	36	13	4	3	4		53
81+	7	7						
INITIAL REASON FOR STOP								
Vehicle Code Moving/Pedestrian Violation	921	1175	1494	96	63	47	3	1273
Municipal Code Violation	24	32	55	1	5			26
Suspect Flight	31	42	50	2	6	1		26
Consensual	19	26	32	2	3	1		17
Call For Service	1	6	12		1			1
Department Briefing (Crime Broadcast, Bulletins, Roll Call)	2		4					
Penal Code Violation	6	18	27					1
Equipment/Registration Violation	292	568	620	18	14	11	1	207
Health & Safety Code Violation	4	7	10		1	1		8
Other	5	26	52	2				5
DRIVER REQUIRED TO EXIT VEHICLE?								
Yes	93	501	642	8	6	2		96
PAT DOWN/FRISK SEARCH CONDUCTED?								
Yes	46	351	387	6	1	1		35
DETAINEE ASKED TO SUBMIT TO CONSENSUAL SEARCH?								
Yes	23	203	172	3	1	1		18
GRANTED?								
Yes	23	203	169	3	1	1		18
WAS SEARCH CONDUCTED?								
Yes	75	451	543	5	5	2		71
IF WARRANTLESS SEARCH CONDUCTED, SEARCH AUTHORITY								
Parole/Probation	10	111	34	1				6
Odor of Contraband	7	26	27	1				8
Incident to Pat Down/Frisk	12	75	114	2	2			10
Incident to Arrest	12	107	148	1	1	1		22
Impound Inventory	34	125	229	1	1	1		38
Visible Contraband		9	5					1
Consent	19	128	120	3	1			9
Other		8	3					3
IF SEARCH WAS CONDUCTED, WHAT WAS SEARCHED?								
Vehicle	58	365	414	3	5	1		57
Belongings	7	25	34	2	3			6
Person	37	306	325	5	1	1		32
Container		3						
Residence								
Office								
Other		3	1					1
IF SEARCH WAS CONDUCTED, WHAT WAS DISCOVERED?								
Weapons	4	9	13		1			2
Money	2	8	5	1	1			1
Drugs	5	45	13	1				2
Alcohol		5	19					
Other Contraband	2	9	1					
Other Evidence of Crime		8	7	1				
Other Property	4	18	28					5
Nothing	82	385	493	7	5	2		73
ACTION TAKEN:								
Warning	186	414	381	18	13	7	1	127
Citation	1031	1241	1726	96	68	49	3	1350
Arrest	38	120	128		4	1		34
Field Interview Completed	13	100	100	1	1			13
None	9	33	28	2				7

**LOS ANGELES POLICE DEPARTMENT
FIELD DATA STATISTICS
OWB - Wilshire Area**

DESCRIPTION OF ITEM	PASSENGER							
	White	Black	Hispanic	Chinese	Filipino	Japanese	Amer. Ind.	Other
NUMBER OF PASSENGERS								
	21	150	185	4	2			36
GENDER								
Male	11	108	157	3	1			21
Female	10	42	28	1	1			15
APPARENT AGE								
1 - 17	1	15	30					5
18 - 40	18	110	142	4	2			25
41 - 60	2	23	13					5
61 - 80		2						1
81+								
INITIAL REASON FOR STOP								
Vehicle Code Moving/Pedestrian Violation	18	99	142	4	1			32
Municipal Code Violation	2	1	11					4
Suspect Flight	2	2	10		1			2
Consensual	1	2	8					1
Call For Service			3					
Department Briefing (Crime Broadcast, Bulletins, Roll Call)		2	2					
Penal Code Violation		12	5					
Equipment/Registration Violation	4	37	24					1
Health & Safety Code Violation			5					
Other		8	5					1
PAT DOWN/FRISK SEARCH CONDUCTED?								
Yes	9	102	115		1			7
DETAINEE ASKED TO SUBMIT TO CONSENSUAL SEARCH?								
Yes	6	70	59					3
GRANTED?								
Yes	6	70	59					3
WAS SEARCH CONDUCTED?								
Yes	10	105	106		1			8
IF WARRANTLESS SEARCH CONDUCTED, SEARCH AUTHORITY								
Parole/Probation	2	10	8					
Odor of Contraband	1	5	7					
Incident to Pat Down/Frisk	2	18	30					3
Incident to Arrest	4	24	22		1			3
Impound Inventory	1	4	5					1
Visible Contraband	1	7	6					
Consent	3	54	45					2
Other								
IF SEARCH WAS CONDUCTED, WHAT WAS SEARCHED?								
Vehicle	4	29	40		1			1
Belongings	2	8	9					
Person	8	93	95					7
Container								
Residence								
Office								
Other		1						
IF SEARCH WAS CONDUCTED, WHAT WAS DISCOVERED?								
Weapons	1	5	6		1			
Money	1	1	3					
Drugs	1	10	5					1
Alcohol		1	8					
Other Contraband	2	2	3					
Other Evidence of Crime		3	2					
Other Property		2	6					
Nothing	7	86	82					7
ACTION TAKEN:								
Warning	3	33	33					2
Citation	9	35	77	4	1			29
Arrest	4	23	16					3
Field Interview Completed	3	42	45					
None	3	33	37					5

**LOS ANGELES POLICE DEPARTMENT
FIELD DATA STATISTICS
OWB - Wilshire Area**

DESCRIPTION OF ITEM	PEDESTRIAN							
	White	Black	Hispanic	Chinese	Filipino	Japanese	Amer. Ind.	Other
NUMBER OF PEDESTRIANS								
	163	701	1310	9	11	3		133
GENDER								
Male	116	547	1220	5	9	3		87
Female	47	154	90	4	2			46
APPARENT AGE								
1 - 17	7	90	341	5		1		27
18 - 40	101	360	824	2	6	1		76
41 - 60	52	239	139	2	5	1		30
61 - 80	3	12	6					
81+								
INITIAL REASON FOR STOP								
Vehicle Code Moving/Pedestrian Violation	70	197	463	2	1	3		38
Municipal Code Violation	32	168	510	5	2			52
Suspect Flight	5	10	28					1
Consensual	21	138	137	1	1			3
Call For Service	12	43	48		1			8
Department Briefing (Crime Broadcast, Bulletins, Roll Call)	1	6	8					
Penal Code Violation	24	100	170		6			16
Equipment/Registration Violation	10	20	32					
Health & Safety Code Violation	1	27	25		1			
Other	2	28	35	1	4			18
PAT DOWN/FRISK SEARCH CONDUCTED?								
Yes	63	442	794	2	6	1		73
DETAINEE ASKED TO SUBMIT TO CONSENSUAL SEARCH?								
Yes	30	226	435		3	1		20
GRANTED?								
Yes	30	222	434		3	1		20
WAS SEARCH CONDUCTED?								
Yes	67	448	761	2	10	1		81
IF WARRANTLESS SEARCH CONDUCTED, SEARCH AUTHORITY								
Parole/Probation	5	102	62					3
Odor of Contraband	1	5	27					
Incident to Pat Down/Frisk	9	71	177					11
Incident to Arrest	35	138	206	2				47
Impound Inventory			2					
Visible Contraband	1	5	17		7			1
Consent	19	170	361		3	1		20
Other	2	7	2					6
IF SEARCH WAS CONDUCTED, WHAT WAS SEARCHED?								
Vehicle		13	31					1
Belongings	11	44	37					6
Person	63	439	748	2	6	1		73
Container	1	6	4					2
Residence	2	1						1
Office								8
Other	1	1	1		4			6
IF SEARCH WAS CONDUCTED, WHAT WAS DISCOVERED?								
Weapons	1	6	20					1
Money		6	18		1			2
Drugs	3	32	32					2
Alcohol		7	41					9
Other Contraband	3	22	23		2			3
Other Evidence of Crime	4	11	31		4			13
Other Property	4	32	16		3			3
Nothing	53	359	615	2	1	1		52
ACTION TAKEN:								
Warning	32	205	342		1	1		25
Citation	67	180	599	5	3	2		72
Arrest	39	139	169	3	3			51
Field Interview Completed	46	251	383	1	8	1		48
None	9	60	84	2	1			3

**LOS ANGELES POLICE DEPARTMENT
FIELD DATA STATISTICS
OWB - West Traffic Division**

DESCRIPTION OF ITEM	DRIVER							
	White	Black	Hispanic	Chinese	Filipino	Japanese	Amer. Ind.	Other
NUMBER OF DRIVERS								
	23911	5587	10021	2025	848	864	77	3209
GENDER								
Male	15169	3219	7386	1294	520	525	54	2197
Female	8740	2368	2635	730	328	339	23	1012
APPARENT AGE								
1 - 17	266	44	91	13	7	7		53
18 - 40	14563	3544	7545	1331	533	597	50	1916
41 - 60	7374	1670	2168	577	261	201	26	1060
61 - 80	1550	307	210	101	47	54	1	169
81+	157	22	6	3		5		10
INITIAL REASON FOR STOP								
Vehicle Code Moving/Pedestrian Violation	20016	4373	7829	1549	670	639	68	2833
Municipal Code Violation	44	18	41	2	3	2		3
Suspect Flight	69	17	26	2	2	3	1	5
Consensual	41	4	20	1	1	2		3
Call For Service	30	14	45	3		1		12
Department Briefing (Crime Broadcast, Bulletins, Roll Call)	16	2	8	4				2
Penal Code Violation	11	1	4	1				1
Equipment/Registration Violation	4085	1236	2199	501	181	232	10	386
Health & Safety Code Violation	91	18	30	8	4	7		23
Other	7	1	3					1
DRIVER REQUIRED TO EXIT VEHICLE?								
Yes	775	234	962	16	25	12		154
PAT DOWN/FRISK SEARCH CONDUCTED?								
Yes	212	54	155		6	3		40
DETAINEE ASKED TO SUBMIT TO CONSENSUAL SEARCH?								
Yes	43	12	29			1		11
GRANTED?								
Yes	43	11	28			1		11
WAS SEARCH CONDUCTED?								
Yes	379	154	662	6	9	7		62
IF WARRANTLESS SEARCH CONDUCTED, SEARCH AUTHORITY								
Parole/Probation	1	1	7	1				1
Odor of Contraband	1	2	6	1				1
Incident to Pat Down/Frisk	15	8	18	1				4
Incident to Arrest	210	35	120		5	1		36
Impound Inventory	116	106	476	6	3	2		18
Visible Contraband		1						
Consent	5	4	6					1
Other	2							
IF SEARCH WAS CONDUCTED, WHAT WAS SEARCHED?								
Vehicle	146	115	529	6	3	4		21
Belongings	7	1	7	1				1
Person	248	46	146		6	3		41
Container								
Residence								
Office								
Other	2		3					
IF SEARCH WAS CONDUCTED, WHAT WAS DISCOVERED?								
Weapons	4		4					
Money	3	1	3					
Drugs	10	2	1					1
Alcohol	1	3	6					
Other Contraband	1	1						
Other Evidence of Crime	1	2	1					
Other Property	16	16	23	1		1		
Nothing	397	145	658	5	9	11		82
ACTION TAKEN:								
Warning	1292	365	666	42	35	55	4	186
Citation	22455	5196	9249	1985	813	809	75	2979
Arrest	211	43	67	5	6	4	2	21
Field Interview Completed	5	2	1					
None	28	10	9	1	1			2

**LOS ANGELES POLICE DEPARTMENT
FIELD DATA STATISTICS
OWB - West Traffic Division**

DESCRIPTION OF ITEM	PASSENGER							
	White	Black	Hispanic	Chinese	Filipino	Japanese	Amer. Ind.	Other
NUMBER OF PASSENGERS								
	32	17	45	2	1	1	1	10
GENDER								
Male	20	14	36	2		1		8
Female	12	3	9		1		1	2
APPARENT AGE								
1 - 17	1		7					1
18 - 40	26	14	36	1		1		8
41 - 60	3	3	1	1	1			1
61 - 80	1		1				1	
81+	1							
INITIAL REASON FOR STOP								
Vehicle Code Moving/Pedestrian Violation	28	15	39	2	1	1	1	10
Municipal Code Violation	1		1					
Suspect Flight		1						
Consensual								
Call For Service			1					
Department Briefing (Crime Broadcast, Bulletins, Roll Call)								
Penal Code Violation								
Equipment/Registration Violation	3	1	5					
Health & Safety Code Violation			1					
Other								
PAT DOWN/FRISK SEARCH CONDUCTED?								
Yes		4	3					
DETAINEE ASKED TO SUBMIT TO CONSENSUAL SEARCH?								
Yes		1						
GRANTED?								
Yes		1						
WAS SEARCH CONDUCTED?								
Yes	1	5	10					
IF WARRANTLESS SEARCH CONDUCTED, SEARCH AUTHORITY								
Parole/Probation			1					
Odor of Contraband		1						
Incident to Pat Down/Frisk		1	1					
Incident to Arrest		1	1					
Impound Inventory	1	1	3					
Visible Contraband								
Consent		1						
Other								
IF SEARCH WAS CONDUCTED, WHAT WAS SEARCHED?								
Vehicle	1	1	7					
Belongings								
Person		4	3					
Container								
Residence								
Office								
Other								
IF SEARCH WAS CONDUCTED, WHAT WAS DISCOVERED?								
Weapons								
Money								
Drugs								
Alcohol								
Other Contraband								
Other Evidence of Crime								
Other Property								
Nothing	1	5	10					
ACTION TAKEN:								
Warning	1	1	2					
Citation	30	14	41	2	1	1	1	10
Arrest		1						
Field Interview Completed		2						
None	1		1					

**LOS ANGELES POLICE DEPARTMENT
FIELD DATA STATISTICS
OWB - West Traffic Division**

DESCRIPTION OF ITEM	PEDESTRIAN							
	White	Black	Hispanic	Chinese	Filipino	Japanese	Amer. Ind.	Other
NUMBER OF PEDESTRIANS								
	238	99	135	13	9	6	4	11
GENDER								
Male	181	75	112	5	5	4	1	6
Female	57	24	23	8	4	2	3	5
APPARENT AGE								
1 - 17	8	3	10					
18 - 40	143	57	94	11	5	6	4	5
41 - 60	69	36	26	2	2			5
61 - 80	15	3	5		1			1
81+	3				1			
INITIAL REASON FOR STOP								
Vehicle Code Moving/Pedestrian Violation	230	92	126	13	7	6	4	10
Municipal Code Violation			2					
Suspect Flight		1	1					
Consensual	1	2						
Call For Service	3	2						
Department Briefing (Crime Broadcast, Bulletins, Roll Call)								
Penal Code Violation	3	2	1		1			
Equipment/Registration Violation	1	2	2		1			1
Health & Safety Code Violation	1							
Other		1	3					
PAT DOWN/FRISK SEARCH CONDUCTED?								
Yes	3	2	4					
DETAINEE ASKED TO SUBMIT TO CONSENSUAL SEARCH?								
Yes	2	1	3					
GRANTED?								
Yes	2	1	3					
WAS SEARCH CONDUCTED?								
Yes	3	2	6					
IF WARRANTLESS SEARCH CONDUCTED, SEARCH AUTHORITY								
Parole/Probation	1							
Odor of Contraband								
Incident to Pat Down/Frisk			1					
Incident to Arrest			1					
Impound Inventory			1					
Visible Contraband								
Consent	1		3					
Other		1						
IF SEARCH WAS CONDUCTED, WHAT WAS SEARCHED?								
Vehicle	1		1					
Belongings			1					
Person	2	2	5					
Container			1					
Residence								
Office								
Other								
IF SEARCH WAS CONDUCTED, WHAT WAS DISCOVERED?								
Weapons								
Money								
Drugs								
Alcohol								
Other Contraband								
Other Evidence of Crime								
Other Property		1	1					
Nothing	4	2	7	1				2
ACTION TAKEN:								
Warning	12	7	6		1			3
Citation	224	90	127	13	7	6	4	9
Arrest		1	3					
Field Interview Completed	2		2					
None		3			1			

**LOS ANGELES POLICE DEPARTMENT
FIELD DATA STATISTICS
OHB**

DESCRIPTION OF ITEM	DRIVER							
	White	Black	Hispanic	Chinese	Filipino	Japanese	Amer. Ind.	Other
NUMBER OF DRIVERS								
	1387	1848	2777	274	93	65	4	399
GENDER								
Male	999	1464	2325	198	68	48	3	310
Female	388	384	452	76	25	17	1	89
APPARENT AGE								
1 - 17	19	20	66	2	1			5
18 - 40	941	1385	2271	185	58	46	4	261
41 - 60	365	409	413	77	31	16		120
61 - 80	62	32	27	10	3	3		12
81+		2						1
INITIAL REASON FOR STOP								
Vehicle Code Moving/Pedestrian Violation	950	1313	1850	184	61	49	3	303
Municipal Code Violation	153	62	298	72	16	9		48
Suspect Flight	2	8	11	2	1			
Consensual	15	20	41	2				4
Call For Service	2	2	5					1
Department Briefing (Crime Broadcast, Bulletins, Roll Call)	4	5	11	1				
Penal Code Violation	11	28	30					2
Equipment/Registration Violation	257	386	541	33	20	8		51
Health & Safety Code Violation	38	66	99	1	2		1	2
Other	12	19	40	1				1
DRIVER REQUIRED TO EXIT VEHICLE?								
Yes	309	1057	1205	15	11	9	3	51
PAT DOWN/FRISK SEARCH CONDUCTED?								
Yes	181	831	770	4	7	1	3	26
DETAINEE ASKED TO SUBMIT TO CONSENSUAL SEARCH?								
Yes	113	461	382	3	4		1	16
GRANTED?								
Yes	111	457	382	3	4		1	16
WAS SEARCH CONDUCTED?								
Yes	211	881	872	7	7	2	3	28
IF WARRANTLESS SEARCH CONDUCTED, SEARCH AUTHORITY								
Parole/Probation	19	103	37					1
Odor of Contraband	4	41	14					
Incident to Pat Down/Frisk	52	311	297	2	1	1	2	7
Incident to Arrest	54	110	176		2		1	7
Impound Inventory	20	59	175	2		1		3
Visible Contraband	5	28	24					1
Consent	94	410	341	2	4			12
Other	4	16	15					1
IF SEARCH WAS CONDUCTED, WHAT WAS SEARCHED?								
Vehicle	130	459	510	4	5	1	2	18
Belongings	12	24	36					
Person	180	799	739	4	7	1	3	22
Container	4	2	10					
Residence	5	3	9					
Office	1		1					
Other	1	1	2					
IF SEARCH WAS CONDUCTED, WHAT WAS DISCOVERED?								
Weapons	3	24	13					
Money	7	14	36		1			
Drugs	31	86	108		1		1	5
Alcohol		17	18					
Other Contraband	14	20	24				1	
Other Evidence of Crime	6	12	24					
Other Property	5	87	45					2
Nothing	173	685	721	12	8	2	2	31
ACTION TAKEN:								
Warning	212	463	415	23	8	3		35
Citation	1077	1118	2079	253	80	60	3	354
Arrest	59	149	207	3	4		1	6
Field Interview Completed	194	666	732	8	6	4	2	31
None	6	16	17			1		2

**LOS ANGELES POLICE DEPARTMENT
FIELD DATA STATISTICS
OHB**

DESCRIPTION OF ITEM	PASSENGER							
	White	Black	Hispanic	Chinese	Filipino	Japanese	Amer. Ind.	Other
NUMBER OF PASSENGERS								
	107	421	465	4	2	1	2	16
GENDER								
Male	63	324	402	3	2	1	1	14
Female	44	97	63	1			1	2
APPARENT AGE								
1 - 17	7	36	83		1			1
18 - 40	79	309	352	4		1	1	14
41 - 60	20	73	29		1		1	1
61 - 80	1	3	1					
81+								
INITIAL REASON FOR STOP								
Vehicle Code Moving/Pedestrian Violation	43	252	267	2		1	1	9
Municipal Code Violation	2	7	19					
Suspect Flight		1	5					
Consensual	14	10	12				1	1
Call For Service	3	4	4					
Department Briefing (Crime Broadcast, Bulletins, Roll Call)	2	4	11					
Penal Code Violation	12	51	49	1	1			3
Equipment/Registration Violation	19	47	59	1				2
Health & Safety Code Violation	17	48	64		1			1
Other	2	13	11					
PAT DOWN/FRISK SEARCH CONDUCTED?								
Yes	54	283	329	1	1	1	1	7
DETAINEE ASKED TO SUBMIT TO CONSENSUAL SEARCH?								
Yes	38	160	158		1	1	1	6
GRANTED?								
Yes	37	160	158		1	1	1	6
WAS SEARCH CONDUCTED?								
Yes	65	299	341	2	1	1	2	8
IF WARRANTLESS SEARCH CONDUCTED, SEARCH AUTHORITY								
Parole/Probation	4	47	15					
Odor of Contraband	1	4	13					
Incident to Pat Down/Frisk	13	104	136	1			1	2
Incident to Arrest	21	29	65				1	1
Impound Inventory	1	1	7					
Visible Contraband	3	17	11				1	2
Consent	35	136	136		1	1	1	5
Other	2	7	10					
IF SEARCH WAS CONDUCTED, WHAT WAS SEARCHED?								
Vehicle	14	59	79	1	1		2	1
Belongings	10	13	12		1		1	
Person	52	286	330	1	1	1	1	8
Container	3	1	3					
Residence	1		3					
Office								
Other		1	1					
IF SEARCH WAS CONDUCTED, WHAT WAS DISCOVERED?								
Weapons	5	6	8					
Money	1	4	16					
Drugs	11	32	49				1	1
Alcohol	3	9	10					
Other Contraband	7	9	6				1	1
Other Evidence of Crime	3	2	18					
Other Property	1	19	22					1
Nothing	46	228	249	2	1	1	1	6
ACTION TAKEN:								
Warning	23	92	80					1
Citation	14	77	88	2	1			7
Arrest	28	63	87				1	1
Field Interview Completed	74	285	305	1	1	1	2	10
None	6	25	40	1				1

**LOS ANGELES POLICE DEPARTMENT
FIELD DATA STATISTICS
OHB**

DESCRIPTION OF ITEM	PEDESTRIAN							
	White	Black	Hispanic	Chinese	Filipino	Japanese	Amer. Ind.	Other
NUMBER OF PEDESTRIANS								
	3249	6903	6072	62	128	73	45	296
GENDER								
Male	2561	5608	4955	44	85	48	36	225
Female	688	1295	1117	18	43	25	9	71
APPARENT AGE								
1 - 17	255	1112	1886	9	23	4	3	52
18 - 40	2173	3807	3541	42	78	57	27	186
41 - 60	778	1919	612	10	23	8	15	41
61 - 80	43	63	33	1	4	4		17
81+		2						
INITIAL REASON FOR STOP								
Vehicle Code Moving/Pedestrian Violation	219	902	440	2	5	1	3	20
Municipal Code Violation	142	656	750	2	5		7	15
Suspect Flight	38	53	55	1	1			
Consensual	263	514	392	3	5		1	7
Call For Service	19	58	34		3	1		4
Department Briefing (Crime Broadcast, Bulletins, Roll Call)	23	121	84					1
Penal Code Violation	2430	3938	3686	55	109	69	33	239
Equipment/Registration Violation	4	44	21				1	
Health & Safety Code Violation	235	731	750	3	5	2	2	14
Other	44	195	153	1		1		3
PAT DOWN/FRISK SEARCH CONDUCTED?								
Yes	669	2629	2293	8	16	5	8	38
DETAINEE ASKED TO SUBMIT TO CONSENSUAL SEARCH?								
Yes	445	1487	1218	5	10	3	3	20
GRANTED?								
Yes	439	1470	1212	5	10	3	3	20
WAS SEARCH CONDUCTED?								
Yes	776	2778	2420	7	17	5	8	43
IF WARRANTLESS SEARCH CONDUCTED, SEARCH AUTHORITY								
Parole/Probation	95	422	113				1	3
Odor of Contraband	11	62	94					
Incident to Pat Down/Frisk	152	738	519	4	4	1	3	10
Incident to Arrest	248	665	855	2	5	1	1	14
Impound Inventory		1	2					
Visible Contraband	32	141	217		2	1		4
Consent	374	1279	995	3	8	3	3	16
Other	6	22	20					1
IF SEARCH WAS CONDUCTED, WHAT WAS SEARCHED?								
Vehicle	24	29	52		1			4
Belongings	129	259	365	2	4	2	1	6
Person	734	2708	2333	7	16	5	8	41
Container	12	16	35					
Residence	23	23	35					1
Office	7							
Other	7	16	20		1			1
IF SEARCH WAS CONDUCTED, WHAT WAS DISCOVERED?								
Weapons	11	48	35			1		3
Money	13	74	95					1
Drugs	152	364	347	1	4			8
Alcohol	7	51	57					1
Other Contraband	76	188	114		4			7
Other Evidence of Crime	22	44	174	1				2
Other Property	31	194	119		1	1		1
Nothing	528	1991	1641	5	11	4	8	23
ACTION TAKEN:								
Warning	288	1042	831	8	7	6	9	14
Citation	2411	4202	3827	50	113	63	32	251
Arrest	360	930	1039	2	10	1	3	25
Field Interview Completed	715	2343	1882	3	11	4	13	32
None	21	83	81	1	1			2

LOS ANGELES POLICE DEPARTMENT
FIELD DATA STATISTICS
OHB - Transit Group

DESCRIPTION OF ITEM	DRIVER							
	White	Black	Hispanic	Chinese	Filipino	Japanese	Amer. Ind.	Other
NUMBER OF DRIVERS								
	861	395	1187	224	66	44		284
GENDER								
Male	584	265	917	159	49	31		214
Female	277	130	270	65	17	13		70
APPARENT AGE								
1 - 17	12	1	19	1	1			3
18 - 40	571	288	929	154	40	30		189
41 - 60	233	98	220	60	22	13		82
61 - 80	45	7	19	9	3	1		10
81+		1						
INITIAL REASON FOR STOP								
Vehicle Code Moving/Pedestrian Violation	601	264	770	143	44	32		214
Municipal Code Violation	153	53	284	72	16	9		48
Suspect Flight	2	2	8	2	1			
Consensual	1	3	6	2				3
Call For Service	1	1	3					1
Department Briefing (Crime Broadcast, Bulletins, Roll Call)				1				
Penal Code Violation		7	6					1
Equipment/Registration Violation	141	81	189	23	12	4		27
Health & Safety Code Violation	1		8	1				1
Other	2	5	16	1				
DRIVER REQUIRED TO EXIT VEHICLE?								
Yes	62	63	195	5	2	4		10
PAT DOWN/FRISK SEARCH CONDUCTED?								
Yes	29	36	94		1			3
DETAINEE ASKED TO SUBMIT TO CONSENSUAL SEARCH?								
Yes	11	13	29					1
GRANTED?								
Yes	11	13	29					1
WAS SEARCH CONDUCTED?								
Yes	39	58	148	3	1	1		5
IF WARRANTLESS SEARCH CONDUCTED, SEARCH AUTHORITY								
Parole/Probation	1	5	5					
Odor of Contraband	1		3					
Incident to Pat Down/Frisk	6	11	31					
Incident to Arrest	13	11	37		1			1
Impound Inventory	12	23	86	2		1		3
Visible Contraband	1		1					
Consent	4	11	19					1
Other	3	1	5					1
IF SEARCH WAS CONDUCTED, WHAT WAS SEARCHED?								
Vehicle	27	41	121	3		1		5
Belongings	2	2	11					
Person	25	31	75		1			2
Container	1	1	4					
Residence								
Office								
Other								
IF SEARCH WAS CONDUCTED, WHAT WAS DISCOVERED?								
Weapons		1	3					
Money	2		1		1			
Drugs	3	2	2					1
Alcohol		1	2					
Other Contraband		1						
Other Evidence of Crime			2					
Other Property	1	2	7					
Nothing	46	69	169	8	2	1		14
ACTION TAKEN:								
Warning	92	54	131	17	4	2		19
Citation	758	326	1031	210	62	42		264
Arrest	15	14	31	3	2			1
Field Interview Completed	16	20	43	1				3
None	2	3	6					1

LOS ANGELES POLICE DEPARTMENT
FIELD DATA STATISTICS
OHB - Transit Group

DESCRIPTION OF ITEM	PASSENGER							
	White	Black	Hispanic	Chinese	Filipino	Japanese	Amer. Ind.	Other
NUMBER OF PASSENGERS								
	20	52	70	2	1			6
GENDER								
Male	12	37	53	2	1			6
Female	8	15	17					
APPARENT AGE								
1 - 17		13	24		1			1
18 - 40	16	30	42	2				5
41 - 60	3	8	4					
61 - 80	1	1						
81+								
INITIAL REASON FOR STOP								
Vehicle Code Moving/Pedestrian Violation	7	6	25	1				3
Municipal Code Violation		1	8					
Suspect Flight			1					
Consensual	1							
Call For Service	3	4	2					
Department Briefing (Crime Broadcast, Bulletins, Roll Call)								
Penal Code Violation	7	36	35	1	1			3
Equipment/Registration Violation	3	4	4					
Health & Safety Code Violation	1		2					
Other	1	1						
PAT DOWN/FRISK SEARCH CONDUCTED?								
Yes	5	8	19					1
DETAINEE ASKED TO SUBMIT TO CONSENSUAL SEARCH?								
Yes	2	1	5					
GRANTED?								
Yes	2	1	5					
WAS SEARCH CONDUCTED?								
Yes	4	8	22					1
IF WARRANTLESS SEARCH CONDUCTED, SEARCH AUTHORITY								
Parole/Probation		2						
Odor of Contraband	1		1					
Incident to Pat Down/Frisk	1	2	4					1
Incident to Arrest	1	3	6					
Impound Inventory			3					
Visible Contraband			1					
Consent	2	1	4					
Other			4					
IF SEARCH WAS CONDUCTED, WHAT WAS SEARCHED?								
Vehicle			6					
Belongings	1							
Person	3	8	17					1
Container	1		1					
Residence								
Office								
Other								
IF SEARCH WAS CONDUCTED, WHAT WAS DISCOVERED?								
Weapons			1					
Money								
Drugs	1		1					
Alcohol								
Other Contraband								
Other Evidence of Crime			3					
Other Property			1					
Nothing	3	8	17					1
ACTION TAKEN:								
Warning	4	2	5					
Citation	11	41	53	2	1			5
Arrest	2	5	4					
Field Interview Completed	4	8	15					
None	1	4	2					1

LOS ANGELES POLICE DEPARTMENT
FIELD DATA STATISTICS
OHB - Transit Group

DESCRIPTION OF ITEM	PEDESTRIAN							
	White	Black	Hispanic	Chinese	Filipino	Japanese	Amer. Ind.	Other
NUMBER OF PEDESTRIANS								
	2493	4058	3957	54	117	70	34	254
GENDER								
Male	1989	3141	3015	37	77	45	28	189
Female	504	917	942	17	40	25	6	65
APPARENT AGE								
1 - 17	204	887	1289	6	21	4	3	49
18 - 40	1712	2287	2269	39	71	55	20	161
41 - 60	535	852	372	9	21	7	11	28
61 - 80	42	30	27		4	4		16
81+		2						
INITIAL REASON FOR STOP								
Vehicle Code Moving/Pedestrian Violation	85	103	106	1	3			10
Municipal Code Violation	38	161	317	2	4			6
Suspect Flight	30	18	35	1	1			
Consensual	25	24	34	1				
Call For Service	15	28	28		3	1		4
Department Briefing (Crime Broadcast, Bulletins, Roll Call)	4	4	7					
Penal Code Violation	2378	3769	3532	53	108	69	33	238
Equipment/Registration Violation	1	23	4				1	
Health & Safety Code Violation	26	17	22	1	1		2	1
Other	4	11	11			1		
PAT DOWN/FRISK SEARCH CONDUCTED?								
Yes	150	351	560	2	8	2	2	10
DETAINEE ASKED TO SUBMIT TO CONSENSUAL SEARCH?								
Yes	47	114	238	1	5	1		4
GRANTED?								
Yes	45	112	236	1	5	1		4
WAS SEARCH CONDUCTED?								
Yes	156	365	589	1	9	2	2	10
IF WARRANTLESS SEARCH CONDUCTED, SEARCH AUTHORITY								
Parole/Probation	21	46	24					
Odor of Contraband		5	5					
Incident to Pat Down/Frisk	51	106	119	1	3	1	2	4
Incident to Arrest	65	191	312	1	2	1		2
Impound Inventory			1					
Visible Contraband	2	3	9					
Consent	32	70	177	1	3	1		3
Other	4	4	5					
IF SEARCH WAS CONDUCTED, WHAT WAS SEARCHED?								
Vehicle	1	2	5					
Belongings	31	72	141		1	2		3
Person	148	348	542	1	8	2	2	9
Container	5	5	28					
Residence								
Office								
Other	1	1	6		1			
IF SEARCH WAS CONDUCTED, WHAT WAS DISCOVERED?								
Weapons	2	7	7			1		2
Money	2	7	5					
Drugs	6	13	10					
Alcohol	1		7					1
Other Contraband	10	8	25		1			1
Other Evidence of Crime	3	11	107					1
Other Property	15	32	50		1	1		
Nothing	127	311	399	1	7	1	2	6
ACTION TAKEN:								
Warning	107	176	295	7	7	5	3	9
Citation	2346	3737	3487	48	111	63	30	239
Arrest	86	180	288	1	3			5
Field Interview Completed	138	294	443		6	3	4	5
None	8	10	20					2

**LOS ANGELES POLICE DEPARTMENT
FIELD DATA STATISTICS
OHB - Uniformed Services Group**

DESCRIPTION OF ITEM	DRIVER							
	White	Black	Hispanic	Chinese	Filipino	Japanese	Amer. Ind.	Other
NUMBER OF DRIVERS	429	1364	1402	48	24	18	3	104
GENDER								
Male	342	1127	1237	37	18	15	2	86
Female	87	237	165	11	6	3	1	18
APPARENT AGE								
1 - 17	5	17	45					2
18 - 40	307	1045	1191	31	16	14	3	68
41 - 60	103	277	158	16	8	2		32
61 - 80	14	24	8	1		2		2
81+		1						
INITIAL REASON FOR STOP								
Vehicle Code Moving/Pedestrian Violation	302	1023	1012	39	16	14	3	82
Municipal Code Violation		9	12					
Suspect Flight		6	2					
Consensual	3	7	5					
Call For Service	1	1	2					
Department Briefing (Crime Broadcast, Bulletins, Roll Call)	3	5	11					
Penal Code Violation	5	18	16					
Equipment/Registration Violation	107	302	344	10	7	4		23
Health & Safety Code Violation	12	15	12		1			
Other	7	13	19					1
DRIVER REQUIRED TO EXIT VEHICLE?								
Yes	197	928	879	10	9	4	2	38
PAT DOWN/FRISK SEARCH CONDUCTED?								
Yes	106	734	553	4	5	1	2	20
DETAINEE ASKED TO SUBMIT TO CONSENSUAL SEARCH?								
Yes	72	399	273	3	3			13
GRANTED?								
Yes	70	396	273	3	3			13
WAS SEARCH CONDUCTED?								
Yes	117	754	574	4	5	1	2	20
IF WARRANTLESS SEARCH CONDUCTED, SEARCH AUTHORITY								
Parole/Probation	8	93	29					1
Odor of Contraband	1	39	9					
Incident to Pat Down/Frisk	42	293	260	2	1	1	2	7
Incident to Arrest	13	78	60		1			4
Impound Inventory	7	34	64					
Visible Contraband	2	24	10					
Consent	66	356	254	2	3			10
Other	1	14	8					
IF SEARCH WAS CONDUCTED, WHAT WAS SEARCHED?								
Vehicle	53	355	251	1	4		1	10
Belongings	4	16	13					
Person	105	708	530	4	5	1	2	19
Container	1	1	2					
Residence		1	1					
Office			1					
Other	1	1	1					
IF SEARCH WAS CONDUCTED, WHAT WAS DISCOVERED?								
Weapons	1	20	7					
Money		6	2					
Drugs	6	49	29					2
Alcohol		16	15					
Other Contraband	5	12	6					
Other Evidence of Crime		7	2					
Other Property	4	83	32					2
Nothing	107	591	499	4	6	1	2	16
ACTION TAKEN:								
Warning	107	400	275	6	4			15
Citation	277	768	993	41	16	16	3	82
Arrest	12	90	67		1			3
Field Interview Completed	137	599	573	7	6	4	2	26
None	4	11	8			1		1

**LOS ANGELES POLICE DEPARTMENT
FIELD DATA STATISTICS
OHB - Uniformed Services Group**

DESCRIPTION OF ITEM	PASSENGER							
	White	Black	Hispanic	Chinese	Filipino	Japanese	Amer. Ind.	Other
NUMBER OF PASSENGERS								
	52	318	311	2	1	1		8
GENDER								
Male	35	255	279	1	1	1		6
Female	17	63	32	1				2
APPARENT AGE								
1 - 17	3	21	49					
18 - 40	40	252	248	2		1		7
41 - 60	9	44	13		1			1
61 - 80		1	1					
81+								
INITIAL REASON FOR STOP								
Vehicle Code Moving/Pedestrian Violation	28	235	217	1		1		6
Municipal Code Violation	1	6	7					
Suspect Flight		1	3					
Consensual	1	3	4					
Call For Service			2					
Department Briefing (Crime Broadcast, Bulletins, Roll Call)	2	4	11					
Penal Code Violation		14	10					
Equipment/Registration Violation	16	43	54	1				2
Health & Safety Code Violation	4	15	14		1			
Other	1	12	9					
PAT DOWN/FRISK SEARCH CONDUCTED?								
Yes	28	235	237	1	1	1		4
DETAINEE ASKED TO SUBMIT TO CONSENSUAL SEARCH?								
Yes	14	123	111		1	1		4
GRANTED?								
Yes	14	123	111		1	1		4
WAS SEARCH CONDUCTED?								
Yes	29	244	238	2	1	1		5
IF WARRANTLESS SEARCH CONDUCTED, SEARCH AUTHORITY								
Parole/Probation	1	44	12					
Odor of Contraband		4	11					
Incident to Pat Down/Frisk	9	99	125	1				1
Incident to Arrest	5	18	16					1
Impound Inventory	1	1	2					
Visible Contraband	1	11	6					1
Consent	14	104	98		1	1		4
Other	2	5	4					
IF SEARCH WAS CONDUCTED, WHAT WAS SEARCHED?								
Vehicle	3	44	36	1	1			
Belongings	1	7	4		1			
Person	26	234	235	1	1	1		5
Container		1						
Residence								
Office								
Other		1	1					
IF SEARCH WAS CONDUCTED, WHAT WAS DISCOVERED?								
Weapons	1	5	3					
Money		3						
Drugs	1	15	13					1
Alcohol	2	9	9					
Other Contraband	1	3	1					1
Other Evidence of Crime								
Other Property	1	19	19					1
Nothing	26	194	200	2	1	1		3
ACTION TAKEN:								
Warning	15	84	70					
Citation	2	34	29					2
Arrest	8	35	28					1
Field Interview Completed	42	238	228	1	1	1		8
None	5	18	35	1				

**LOS ANGELES POLICE DEPARTMENT
FIELD DATA STATISTICS
OHB - Uniformed Services Group**

DESCRIPTION OF ITEM	PEDESTRIAN							
	White	Black	Hispanic	Chinese	Filipino	Japanese	Amer. Ind.	Other
NUMBER OF PEDESTRIANS	475	2405	1275	4	4	2	11	31
GENDER								
Male	363	2122	1192	3	2	2	8	27
Female	112	283	83	1	2		3	4
APPARENT AGE								
1 - 17	6	110	145		1			
18 - 40	284	1326	951	2	1	1	7	20
41 - 60	185	940	175	1	2	1	4	10
61 - 80		29	4	1				1
81+								
INITIAL REASON FOR STOP								
Vehicle Code Moving/Pedestrian Violation	118	786	326	1	2	1	3	10
Municipal Code Violation	93	457	302				7	6
Suspect Flight	2	28	15					
Consensual	115	397	203	1	3		1	3
Call For Service	4	27	6					
Department Briefing (Crime Broadcast, Bulletins, Roll Call)	18	117	77					1
Penal Code Violation	38	119	74					1
Equipment/Registration Violation	3	21	17					
Health & Safety Code Violation	78	418	222	1		1		8
Other	32	176	117	1				3
PAT DOWN/FRISK SEARCH CONDUCTED?								
Yes	317	1913	1031	2	1	2	6	20
DETAINEE ASKED TO SUBMIT TO CONSENSUAL SEARCH?								
Yes	222	1162	595	1	1	2	3	10
GRANTED?								
Yes	221	1151	593	1	1	2	3	10
WAS SEARCH CONDUCTED?								
Yes	353	2009	1044	2	2	2	6	24
IF WARRANTLESS SEARCH CONDUCTED, SEARCH AUTHORITY								
Parole/Probation	48	344	68				1	2
Odor of Contraband	4	23	23					
Incident to Pat Down/Frisk	97	610	365	1	1		1	6
Incident to Arrest	79	321	182				1	7
Impound Inventory			1					
Visible Contraband	2	70	32					3
Consent	194	1035	534	1	1	2	3	9
Other	2	17	12					1
IF SEARCH WAS CONDUCTED, WHAT WAS SEARCHED?								
Vehicle	4	13	8					1
Belongings	39	109	23				1	1
Person	339	1972	1036	2	2	2	6	23
Container	5	9	4					
Residence	1	7						
Office	1							
Other	1	13	6					
IF SEARCH WAS CONDUCTED, WHAT WAS DISCOVERED?								
Weapons	1	37	11					
Money	2	22	14					
Drugs	42	200	88					4
Alcohol	5	51	43					
Other Contraband	24	149	33		1			4
Other Evidence of Crime	5	19	12					1
Other Property	13	158	63					1
Nothing	270	1480	807	2	1	2	6	15
ACTION TAKEN:								
Warning	154	800	382			1	6	4
Citation	56	439	254		1		2	10
Arrest	105	491	247		1		3	12
Field Interview Completed	387	1829	1036	3	2	1	9	21
None	2	45	15					

**LOS ANGELES POLICE DEPARTMENT
FIELD DATA STATISTICS
OHB - Detective Services Group**

DESCRIPTION OF ITEM	PASSENGER							
	White	Black	Hispanic	Chinese	Filipino	Japanese	Amer. Ind.	Other
NUMBER OF PASSENGERS								
	2	1	7					
GENDER								
Male	2	1	7					
Female								
APPARENT AGE								
1 - 17								
18 - 40	1	1	7					
41 - 60	1							
61 - 80								
81+								
INITIAL REASON FOR STOP								
Vehicle Code Moving/Pedestrian Violation	1	1	4					
Municipal Code Violation								
Suspect Flight								
Consensual								
Call For Service								
Department Briefing (Crime Broadcast, Bulletins, Roll Call)								
Penal Code Violation	1		2					
Equipment/Registration Violation			1					
Health & Safety Code Violation								
Other								
PAT DOWN/FRISK SEARCH CONDUCTED?								
Yes	1		5					
DETAINEE ASKED TO SUBMIT TO CONSENSUAL SEARCH?								
Yes	1		1					
GRANTED?								
Yes			1					
WAS SEARCH CONDUCTED?								
Yes	1		5					
IF WARRANTLESS SEARCH CONDUCTED, SEARCH AUTHORITY								
Parole/Probation			1					
Odor of Contraband								
Incident to Pat Down/Frisk			1					
Incident to Arrest	1		2					
Impound Inventory			1					
Visible Contraband								
Consent	1		1					
Other								
IF SEARCH WAS CONDUCTED, WHAT WAS SEARCHED?								
Vehicle	1		2					
Belongings	1							
Person			4					
Container								
Residence	1							
Office								
Other								
IF SEARCH WAS CONDUCTED, WHAT WAS DISCOVERED?								
Weapons								
Money			1					
Drugs								
Alcohol								
Other Contraband								
Other Evidence of Crime	1		2					
Other Property								
Nothing			3					
ACTION TAKEN:								
Warning								
Citation	1	1	2					
Arrest	1		2					
Field Interview Completed			3					
None			1					

**LOS ANGELES POLICE DEPARTMENT
FIELD DATA STATISTICS
OHB - Detective Services Group**

DESCRIPTION OF ITEM	PEDESTRIAN							
	White	Black	Hispanic	Chinese	Filipino	Japanese	Amer. Ind.	Other
NUMBER OF PEDESTRIANS								
	5	8	13					2
GENDER								
Male	5	8	13					1
Female								1
APPARENT AGE								
1 - 17		3	1					
18 - 40	3	3	11					
41 - 60	1	2	1					2
61 - 80	1							
81+								
INITIAL REASON FOR STOP								
Vehicle Code Moving/Pedestrian Violation		2	2					
Municipal Code Violation		1	2					2
Suspect Flight								
Consensual			6					
Call For Service		1						
Department Briefing (Crime Broadcast, Bulletins, Roll Call)								
Penal Code Violation	5	1	4					
Equipment/Registration Violation								
Health & Safety Code Violation								
Other		3	1					
PAT DOWN/FRISK SEARCH CONDUCTED?								
Yes	5	5	10					
DETAINEE ASKED TO SUBMIT TO CONSENSUAL SEARCH?								
Yes		3	7					
GRANTED?								
Yes		3	7					
WAS SEARCH CONDUCTED?								
Yes	4	5	10					
IF WARRANTLESS SEARCH CONDUCTED, SEARCH AUTHORITY								
Parole/Probation		1						
Odor of Contraband								
Incident to Pat Down/Frisk								
Incident to Arrest	4	4	4					
Impound Inventory								
Visible Contraband								
Consent	1		7					
Other			2					
IF SEARCH WAS CONDUCTED, WHAT WAS SEARCHED?								
Vehicle	4	2	1					
Belongings								
Person	4	4	7					
Container			1					
Residence								
Office	5							
Other			4					
IF SEARCH WAS CONDUCTED, WHAT WAS DISCOVERED?								
Weapons	4							
Money	4							
Drugs								
Alcohol			1					
Other Contraband	4	2						
Other Evidence of Crime	1		5					
Other Property								
Nothing		3	5					
ACTION TAKEN:								
Warning		1						
Citation		4	3					2
Arrest	1	3	9					
Field Interview Completed	4	2	1					
None			2					

**LOS ANGELES POLICE DEPARTMENT
FIELD DATA STATISTICS
OHB - Juvenile Services Group**

DESCRIPTION OF ITEM	PEDESTRIAN							
	White	Black	Hispanic	Chinese	Filipino	Japanese	Amer. Ind.	Other
NUMBER OF PEDESTRIANS	45	124	464	3	2	1		3
GENDER								
Male	37	107	424	3	1	1		3
Female	8	17	40		1			
APPARENT AGE								
1 - 17	43	108	426	2	1			3
18 - 40	2	16	38	1	1	1		
41 - 60								
61 - 80								
81+								
INITIAL REASON FOR STOP								
Vehicle Code Moving/Pedestrian Violation		4	1					
Municipal Code Violation	8	30	115		1			1
Suspect Flight	4	5	3					
Consensual	1	2	4					
Call For Service								
Department Briefing (Crime Broadcast, Bulletins, Roll Call)								
Penal Code Violation	5	26	56	2				
Equipment/Registration Violation								
Health & Safety Code Violation	39	91	324	1	2	1		3
Other			11					
PAT DOWN/FRISK SEARCH CONDUCTED?								
Yes	41	113	429	3	2	1		3
DETAINEE ASKED TO SUBMIT TO CONSENSUAL SEARCH?								
Yes	19	27	172	2	1			2
GRANTED?								
Yes	19	27	172	2	1			2
WAS SEARCH CONDUCTED?								
Yes	43	111	437	3	2	1		3
IF WARRANTLESS SEARCH CONDUCTED, SEARCH AUTHORITY								
Parole/Probation		5	4					
Odor of Contraband	6	29	66					
Incident to Pat Down/Frisk		11	23	2				
Incident to Arrest	24	39	208	1	2			3
Impound Inventory								
Visible Contraband	21	62	167		1	1		1
Consent	10	18	104		1			
Other								
IF SEARCH WAS CONDUCTED, WHAT WAS SEARCHED?								
Vehicle		2	4					
Belongings	24	39	146	1	1			1
Person	42	106	428	3	2	1		3
Container								
Residence								
Office								
Other			1					
IF SEARCH WAS CONDUCTED, WHAT WAS DISCOVERED?								
Weapons		2						
Money		1	1					
Drugs	18	27	115	1	1			2
Alcohol			5					
Other Contraband	8	7	24		1			1
Other Evidence of Crime	8	3	27	1				
Other Property			1					
Nothing	18	75	289	1	1	1		1
ACTION TAKEN:								
Warning	7	37	125	1				
Citation	4	13	71	2	1			
Arrest	30	68	253	1	2	1		3
Field Interview Completed	20	38	156		1			1
None	2	7	18					

**LOS ANGELES POLICE DEPARTMENT
FIELD DATA STATISTICS
OHB - Criminal Intelligence Group**

DESCRIPTION OF ITEM	DRIVER							
	White	Black	Hispanic	Chinese	Filipino	Japanese	Amer. Ind.	Other
NUMBER OF DRIVERS								
	52	71	135		1	1	1	2
GENDER								
Male	39	57	125				1	2
Female	13	14	10		1	1		
APPARENT AGE								
1 - 17		1	2					
18 - 40	34	39	108		1	1	1	2
41 - 60	15	30	25					
61 - 80	3	1						
81+								
INITIAL REASON FOR STOP								
Vehicle Code Moving/Pedestrian Violation	13	11	27			1		
Municipal Code Violation								
Suspect Flight			1					
Consensual	11	10	30					1
Call For Service								
Department Briefing (Crime Broadcast, Bulletins, Roll Call)	1							
Penal Code Violation	5	3	5					
Equipment/Registration Violation	3	2	1					
Health & Safety Code Violation	23	50	78		1		1	1
Other	1		5					
DRIVER REQUIRED TO EXIT VEHICLE?								
Yes	44	60	113				1	2
PAT DOWN/FRISK SEARCH CONDUCTED?								
Yes	40	55	108		1		1	2
DETAINEE ASKED TO SUBMIT TO CONSENSUAL SEARCH?								
Yes	29	45	73		1		1	2
GRANTED?								
Yes	29	44	73		1		1	2
WAS SEARCH CONDUCTED?								
Yes	48	64	132		1		1	2
IF WARRANTLESS SEARCH CONDUCTED, SEARCH AUTHORITY								
Parole/Probation	10	5	2					
Odor of Contraband		1	1					
Incident to Pat Down/Frisk	4	5	6					
Incident to Arrest	22	20	72				1	1
Impound Inventory		1	18					
Visible Contraband	1	3	11					1
Consent	24	40	63		1			1
Other		1	2					
IF SEARCH WAS CONDUCTED, WHAT WAS SEARCHED?								
Vehicle	45	57	123		1		1	2
Belongings	3	6	12					
Person	44	58	121		1		1	1
Container	2		3					
Residence	4	2	8					
Office	1							
Other			1					
IF SEARCH WAS CONDUCTED, WHAT WAS DISCOVERED?								
Weapons	2	3	3					
Money	5	8	32					
Drugs	20	35	76		1		1	2
Alcohol			1					
Other Contraband	8	7	18				1	
Other Evidence of Crime	4	5	16					
Other Property		2	6					
Nothing	17	19	40					
ACTION TAKEN:								
Warning	9	7	5					1
Citation	7	9	11			1		
Arrest	27	44	104		1		1	1
Field Interview Completed	37	44	113					2
None		2	3					

LOS ANGELES POLICE DEPARTMENT
FIELD DATA STATISTICS
OHB - Criminal Intelligence Group

DESCRIPTION OF ITEM	PASSENGER							
	White	Black	Hispanic	Chinese	Filipino	Japanese	Amer. Ind.	Other
NUMBER OF PASSENGERS								
	30	49	69				2	2
GENDER								
Male	12	30	57				1	2
Female	18	19	12				1	
APPARENT AGE								
1 - 17	2	1	5					
18 - 40	21	26	52				1	2
41 - 60	7	21	12				1	
61 - 80		1						
81+								
INITIAL REASON FOR STOP								
Vehicle Code Moving/Pedestrian Violation	5	9	19				1	
Municipal Code Violation								
Suspect Flight			1					
Consensual	12	7	8				1	1
Call For Service								
Department Briefing (Crime Broadcast, Bulletins, Roll Call)								
Penal Code Violation	4	1	2					
Equipment/Registration Violation								
Health & Safety Code Violation	11	33	44					1
Other			2					
PAT DOWN/FRISK SEARCH CONDUCTED?								
Yes	17	39	60				1	2
DETAINEE ASKED TO SUBMIT TO CONSENSUAL SEARCH?								
Yes	19	35	35				1	2
GRANTED?								
Yes	19	35	35				1	2
WAS SEARCH CONDUCTED?								
Yes	28	46	68				2	2
IF WARRANTLESS SEARCH CONDUCTED, SEARCH AUTHORITY								
Parole/Probation	3	1	2					
Odor of Contraband			1					
Incident to Pat Down/Frisk	3	3	6				1	
Incident to Arrest	12	8	37				1	
Impound Inventory			1					
Visible Contraband	1	6	4				1	1
Consent	17	30	27				1	1
Other		2	2					
IF SEARCH WAS CONDUCTED, WHAT WAS SEARCHED?								
Vehicle	10	15	35				2	1
Belongings	7	6	8				1	
Person	21	43	66				1	2
Container	1		2					
Residence			3					
Office								
Other								
IF SEARCH WAS CONDUCTED, WHAT WAS DISCOVERED?								
Weapons	4	1	4					
Money	1	1	15					
Drugs	8	17	33				1	
Alcohol	1							
Other Contraband	6	6	4				1	
Other Evidence of Crime	2	2	13					
Other Property			2					
Nothing	15	25	24				1	2
ACTION TAKEN:								
Warning	3	5	3					1
Citation		1	2					
Arrest	16	23	49				1	
Field Interview Completed	27	39	57				2	2
None		3	2					

LOS ANGELES POLICE DEPARTMENT
FIELD DATA STATISTICS
OHB - Criminal Intelligence Group

DESCRIPTION OF ITEM	PEDESTRIAN							
	White	Black	Hispanic	Chinese	Filipino	Japanese	Amer. Ind.	Other
NUMBER OF PEDESTRIANS								
	230	297	345	1	5			6
GENDER								
Male	166	220	295	1	5			5
Female	64	77	50					1
APPARENT AGE								
1 - 17	2	4	22	1				
18 - 40	172	165	259		5			5
41 - 60	56	124	63					1
61 - 80		4	1					
81+								
INITIAL REASON FOR STOP								
Vehicle Code Moving/Pedestrian Violation	16	7	5					
Municipal Code Violation	3	6	9					
Suspect Flight	2	2	2					
Consensual	122	91	144	1	2			4
Call For Service		2						
Department Briefing (Crime Broadcast, Bulletins, Roll Call)	1							
Penal Code Violation	3	13	10		1			
Equipment/Registration Violation								
Health & Safety Code Violation	92	204	181		2			2
Other	8	5	11					
PAT DOWN/FRISK SEARCH CONDUCTED?								
Yes	155	244	256	1	5			5
DETAINEE ASKED TO SUBMIT TO CONSENSUAL SEARCH?								
Yes	157	180	203	1	3			4
GRANTED?								
Yes	154	176	201	1	3			4
WAS SEARCH CONDUCTED?								
Yes	220	280	326	1	4			6
IF WARRANTLESS SEARCH CONDUCTED, SEARCH AUTHORITY								
Parole/Probation	26	25	16					1
Odor of Contraband	1	5						
Incident to Pat Down/Frisk	4	11	12					
Incident to Arrest	76	104	139		1			2
Impound Inventory		1						
Visible Contraband	7	6	9		1			
Consent	137	155	170	1	3			4
Other		1	1					
IF SEARCH WAS CONDUCTED, WHAT WAS SEARCHED?								
Vehicle	15	10	34		1			3
Belongings	35	36	50	1	2			1
Person	201	270	306	1	4			6
Container	2	2	2					
Residence	22	16	34					1
Office	1							
Other	5	2	3					1
IF SEARCH WAS CONDUCTED, WHAT WAS DISCOVERED?								
Weapons	4	2	17					1
Money	5	43	75					1
Drugs	86	123	132		3			2
Alcohol	1		1					
Other Contraband	30	22	32		1			1
Other Evidence of Crime	5	7	18					
Other Property	3	3	5					
Nothing	113	118	133	1	2			1
ACTION TAKEN:								
Warning	20	28	27					1
Citation	4	4	4					
Arrest	138	182	233		4			5
Field Interview Completed	166	173	238		2			5
None	9	21	25	1	1			

CONSENT DECREE
ARREST, DISCIPLINE, USE OF FORCE,
FIELD DATA CAPTURE AND AUDIT STATISTICS
July 1, 2002-December 31, 2002

Arrests by **LAPD GEOGRAPHIC AREA** from July 1, 2002 to December 31, 2002

<u>Arresting Division/Race</u>	ASIAN	BLACK	HISPANIC	CAUCASIAN	OTHER	TOTAL
<i>Central Bureau</i>						
CENTRAL	9	2578	1434	409	538	4968
RAMPART	13	1193	3124	506	739	5575
HOLLENBECK	7	69	1761	35	268	2148
NORTHEAST	52	200	1633	325	329	2539
NEWTON	2	1119	1588	53	328	3090
<i>South Bureau</i>						
SOUTHWEST	4	2398	1003	87	405	3897
77TH STREET		2686	983	47	510	4226
SOUTHEAST	1	1850	680	29	373	2933
HARBOR	6	327	1300	432	284	2349
<i>West Bureau</i>						
WILSHIRE	30	1040	1263	241	462	3036
HOLLYWOOD	18	1534	1627	1604	709	5492
WEST LA	7	393	424	722	169	1715
PACIFIC	18	1084	1390	1857	395	4744
<i>Valley Bureau</i>						
FOOTHILL	5	360	2190	545	326	3426
N HOLLYWOOD	14	252	1690	590	294	2840
DEVONSHIRE	72	406	2193	1002	497	4170
WEST VALLEY	11	225	1080	935	337	2588
VAN NUYS	20	491	1762	780	485	3538
OUTSIDE	4	299	336	158	138	935
TOTAL	293	18504	27461	19357	7586	64201

Source: LAPD, Information Technology Division

CONSENT DECREE
ARREST, DISCIPLINE, USE OF FORCE,
FIELD DATA CAPTURE AND AUDIT STATISTICS
July 1, 2002-December 31, 2002

Arrests by **Operations-Headquarters Bureau** from July 1, 2002 to December 31, 2002

<u>AREA DIV/ETHN</u>	ASIAN	BLACK	HISPANIC	CAUCASIAN	OTHER	TOTAL
<i>Operations- Headquarters Bureau</i>						
TRANSIT BUS/RAIL	1	15	118	8	1	
DET HEADQUARTERS DIVISION		1	1	4		
DET SUPPORT		89	57	31	49	
FINANCIAL CRIMES		23	31	26	13	
ROBBERY HOMICIDE		16	17	2	14	
BURG-AUTO THEFT		18	79	15	19	
JUVENILE	2	90	338	54	51	
<i>METRO</i>	2	571	269	115	187	1
NARCOTICS	13	1011	1143	352	265	2
ORGANIZED CRM&VICE		3			2	
TOTAL	18	1837	2053	607	601	5

Source: LAPD, Information Technology Division

CONSENT DECREE
ARREST, DISCIPLINE, USE OF FORCE,
FIELD DATA CAPTURE AND AUDIT STATISTICS
July 1, 2002-December 31, 2002

CATEGORICAL USE OF FORCE INCIDENTS
JULY 1, 2002 TO DECEMBER 31, 2002

NUMBER OF SUSPECTS BY DESCENT FOR GEOGRAPHICAL AREA

BUREAU	AREA	ASIAN (A)	BLACK (B)	CAUCASIAN (C)	LATIN (L)	OTHER
CENTRAL	Central	1	0	0	0	
	Hollenbeck	0	0	0	4	
	Newton	0	3	0	4	
	Northeast	0	0	0	2	
	Rampart	0	1	1	1	
	CTD	0	0	0	0	
	OCB-SEU	0	0	0	0	
SOUTH	77th	0	4	0	0	
	Harbor	0	0	2	1	
	Southeast	0	2	0	3	
	Southwest	0	1	0	0	
	STD	0	0	0	0	
	OSB-SEU	0	0	0	0	
VALLEY	Devonshire	0	0	0	0	
	Foothill	0	0	1	0	
	North Hollywood	0	0	0	0	
	Van Nuys	0	0	0	0	
	West Valley	0	0	0	1	
	VTD	0	0	0	0	
WEST	Hollywood	0	1	0	1	
	Pacific	0	0	1	1	
	West Los Angeles	0	0	0	1	
	Wilshire	0	0	0	1	
	WTD	0	0	0	0	
MISC	CID	0	0	0	0	
	DHD	0	0	0	0	
	DSD	0	0	0	0	
	Jail	1	1	0	0	
	Juvenile	0	0	0	0	
	Metro	0	2	0	1	
	Narcotics	0	0	0	0	
	OCVD	0	0	0	0	
	TBD	0	0	0	0	
	TCS	0	0	0	0	
	TRD	0	0	0	0	

Prepared by: Use of Force Section
Date: February 11, 2003

CONSENT DECREE
ARREST, DISCIPLINE, USE OF FORCE,
FIELD DATA CAPTURE AND AUDIT STATISTICS
July 1, 2002-December 31, 2002

NON-CATEGORICAL USE OF FORCE INCIDENTS
JULY 1, 2002 TO DECEMBER 31, 2002

BUREAU	AREA	ASIAN (A)	BLACK (B)	CAUCASIAN (C)	LATIN (L)	OTHER (O)
CENTRAL	Central	1	27	5	16	0
	CTD	0	0	1	6	0
	Hollenbeck	1	3	4	26	0
	Northeast	1	3	4	26	0
	Newton	0	26	1	10	0
	Rampart	2	12	5	38	0
SOUTH	77th	0	58	2	8	0
	Harbor	0	7	9	22	2
	Southeast	0	59	0	14	0
	Southwest	1	39	1	9	0
	STD	0	3	1	4	0
	OSB-SEU	0	3	0	0	0
VALLEY	Devonshire	1	10	10	16	0
	Foothill	1	9	10	27	0
	North Hollywood	1	3	7	23	0
	Van Nuys	3	7	24	20	1
	West Valley	0	6	19	16	1
	VTD	0	2	2	5	0
WEST	Hollywood	2	14	19	20	0
	Pacific	1	13	9	7	0
	Wilshire	4	24	7	20	0
	West Los Angeles	1	6	12	9	0
	WTD	0	0	0	2	0
FSB	Jail	0	6	7	3	2
OHB	Financial Crimes	0	0	1	0	0
	Metropolitan	1	17	2	5	0
	Narcotics	0	6	2	17	1
	TBD	0	0	1	2	0
	TRD	0	5	2	2	0

NOTE: The report is based on information available as of February 6, 2003.
Prepared by: Use of Force
Date: February 11, 2003

CONSENT DECREE
ARREST, DISCIPLINE, USE OF FORCE,
FIELD DATA CAPTURE AND AUDIT STATISTICS
July 1, 2002-December 31, 2002

Sustained Allegations by Bureau

For Complaints Closed Between July 1, 2002 and December 31, 2002.

Classification	Total	OCB	OSB	OW	OVB	OHB	HRB	F&S	ICSB	OCO	PC	UNK
Neglect of Duty	547	116	124	81	89	50	13	38	31	2	3	0
Preventable Traffic Collision	328	72	36	71	59	69	9	6	0	6	0	0
Unbecoming Conduct	327	72	23	50	46	74	11	24	26	0	1	0
Failure to Qualify	134	28	21	22	27	26	4	1	1	4	0	0
Failure to Appear	87	15	28	26	16	2	0	0	0	0	0	0
Discourtesy	78	23	10	12	10	9	0	0	13	0	0	1
Improper Remark	47	3	9	1	13	7	5	2	7	0	0	0
False Statements	44	10	4	14	6	3	1	4	2	0	0	0
Domestic Violence	40	8	0	8	2	12	3	4	0	0	3	0
Unauthorized Tactics	32	9	8	8	4	3	0	0	0	0	0	0
Insubordination	28	4	5	5	4	6	0	4	0	0	0	0
Dishonesty	27	0	5	15	2	1	3	0	0	0	1	0
Other Policy/Rule	22	8	6	4	2	2	0	0	0	0	0	0
Alcohol Related	20	4	5	3	2	4	0	0	2	0	0	0
Unauthorized Force	20	15	2	1	2	0	0	0	0	0	0	0
Sexual Misconduct	15	0	0	0	9	3	3	0	0	0	0	0
Ethnic Remark	12	0	2	3	5	1	0	1	0	0	0	0
False & Misleading Statements	10	0	1	7	1	1	0	0	0	0	0	0
Gender Bias	9	2	0	0	7	0	0	0	0	0	0	0
Theft	6	1	0	2	1	0	0	1	0	0	0	1
Accidental Discharge	4	1	0	1	0	1	1	0	0	0	0	0
Shooting Violation	4	0	3	0	1	0	0	0	0	0	0	0
Off-duty Altercation	3	0	0	1	0	2	0	0	0	0	0	0
Misleading Statements	2	0	1	0	0	1	0	0	0	0	0	0
Narcotics/Drugs	1	0	0	0	1	0	0	0	0	0	0	0
False Imprisonment	1	0	0	0	1	0	0	0	0	0	0	0
Unlawful Search	1	0	0	0	0	1	0	0	0	0	0	0
Grand Total	1849	391	293	335	310	278	53	85	82	12	8	2

Key to Bureau

F&SB	Fiscal & Support Bureau	HRB	Human Resources Bureau	ICSB	Information Communication Services Bureau
OCB	Operations-Central Bureau	OCOP	Office of Chief of Police	OHB	Operations-Headquarters Bureau
OSB	Operations-South Bureau	OVB	Operations-Valley Bureau	OWB	Operations-West Bureau
PC	Police Commission	RMB	Risk Management Bureau	UNK	Unknown

January 21, 2003

CONSENT DECREE
ARREST, DISCIPLINE, USE OF FORCE,
FIELD DATA CAPTURE AND AUDIT STATISTICS
July 1, 2002-December 31, 2002

Sustained Allegations by Discipline Imposed

For Complaints Closed Between July 1, 2002 and December 31, 2002.

Classification	Total	REM	TERM	RESIG	DEMOT	RBOR	RCOMP	SUSP	INACT	OR	ADMON	WARN	NP
Neglect of Duty	547	13	2	86	0	9	1	205	0	74	85	0	47
Preventable Traffic Collision	328	2	0	3	0	0	0	93	0	15	177	0	37
Unbecoming Conduct	327	23	1	117	0	5	0	122	2	31	14	0	6
Failure to Qualify	134	0	0	4	0	0	0	20	0	9	82	0	19
Failure to Appear	87	0	0	0	0	0	0	29	0	3	40	0	15
Discourtesy	78	7	0	4	0	8	0	31	0	5	12	0	9
Improper Remark	47	1	0	14	0	0	0	20	0	5	3	0	2
False Statements	44	8	1	18	0	3	0	12	0	2	0	0	0
Domestic Violence	40	3	0	21	0	0	0	12	0	4	0	0	0
Unauthorized Tactics	32	1	0	1	0	2	0	18	0	4	2	0	4
Insubordination	28	7	0	11	0	3	0	6	0	0	0	0	0
Dishonesty	27	2	0	19	0	0	0	6	0	0	0	0	0
Other Policy/Rule	22	0	0	6	0	0	0	11	0	1	2	0	1
Alcohol Related	20	0	1	4	0	0	0	12	0	3	0	0	0
Unauthorized Force	20	2	0	2	0	10	0	3	0	0	1	0	1
Sexual Misconduct	15	0	0	15	0	0	0	0	0	0	0	0	0
Ethnic Remark	12	0	0	0	0	1	0	8	0	2	1	0	0
False & Misleading Statements	10	2	0	3	0	0	0	5	0	0	0	0	0
Gender Bias	9	0	0	7	0	0	0	2	0	0	0	0	0
Theft	6	0	0	2	0	0	0	1	0	1	0	0	0
Accidental Discharge	4	0	0	0	0	0	0	3	0	1	0	0	0
Shooting Violation	4	0	0	0	0	1	0	2	0	1	0	0	0
Off-duty Altercation	3	0	0	0	0	0	0	2	0	1	0	0	0
Misleading Statements	2	0	0	2	0	0	0	0	0	0	0	0	0
Narcotics/Drugs	1	0	1	0	0	0	0	0	0	0	0	0	0
False Imprisonment	1	0	0	0	0	0	0	1	0	0	0	0	0
Unlawful Search	1	0	0	0	0	0	0	0	0	0	1	0	0
Grand Total	1849	71	6	339	0	42	1	624	2	162	420	0	141

Key to Discipline

ADMON	Admonishment	DEMOT	Demotion	INACT	Inactive
NA	No Action	NP	No Penalty	OR	Official Reprimand
RBOR	Removed on Prior Board Discharged/Removed/Transferred	RCOMP	Discharged on Prior Complaint	REM	
RESIGN	Resign/Retire Probation	SUSP	Suspension	TERM	Termination on
WARN	Warning				

January 21, 2003

CONSENT DECREE
ARREST, DISCIPLINE, USE OF FORCE,
FIELD DATA CAPTURE AND AUDIT STATISTICS
July 1, 2002-December 31, 2002

Sustained Allegations by Rank

For Complaints Closed Between July 1, 2002 and December 31, 2002.

Classification	Total	STAFF	CAPT	LT	SGT	DET	PO3	PO2	PO1	RES	UNK	CV
Neglect of Duty	547	0	0	1	40	49	101	231	19	0	23	
Preventable Traffic Collision	328	7	4	6	23	41	67	170	1	1	0	
Unbecoming Conduct	327	0	0	4	18	56	55	102	2	3	5	
Failure to Qualify	134	0	0	1	15	25	22	55	3	11	0	
Failure to Appear	87	0	0	0	0	2	21	59	5	0	0	
Discourtesy	78	0	0	0	5	0	19	42	0	0	2	
Improper Remark	47	0	0	2	6	10	6	10	1	0	2	
False Statements	44	0	0	2	1	3	17	11	2	0	0	
Domestic Violence	40	0	0	0	0	2	13	15	0	3	0	
Unauthorized Tactics	32	0	0	2	1	1	10	18	0	0	0	
Insubordination	28	0	0	1	0	0	5	9	0	0	0	
Dishonesty	27	0	0	0	0	0	0	22	3	0	0	
Other Policy/Rule	22	0	0	0	2	0	3	12	2	0	1	
Alcohol Related	20	0	0	0	1	3	5	8	1	0	0	
Unauthorized Force	20	0	0	0	0	0	8	11	0	0	1	
Sexual Misconduct	15	0	0	3	9	0	0	3	0	0	0	
Ethnic Remark	12	0	0	0	0	1	3	7	0	0	0	
False & Misleading Statements	10	0	0	0	0	1	3	1	0	0	0	
Gender Bias	9	0	0	0	7	0	0	2	0	0	0	
Theft	6	0	0	0	0	0	1	2	0	0	2	
Accidental Discharge	4	0	0	0	0	0	2	2	0	0	0	
Shooting Violation	4	0	0	0	0	0	3	1	0	0	0	
Off-duty Altercation	3	0	0	0	1	0	0	2	0	0	0	
Misleading Statements	2	0	0	0	0	0	0	2	0	0	0	
Narcotics/Drugs	1	0	0	0	0	0	0	0	1	0	0	
False Imprisonment	1	0	0	0	0	1	0	0	0	0	0	
Unlawful Search	1	0	0	0	0	0	0	1	0	0	0	
Grand Total	1849	7	4	22	129	195	364	798	40	18	36	

Key to Rank Abbreviations

STAFF	Staff Officer (Commander, Deputy Chief, Chief of Police)	PO1, PO2, PO3	Police Officer (1, 2, 3)
CAPT	Captain	RES	Reserve Officer
LT	Lieutenant	UNK	Unknown Officer
SGT	Sergeant	CIVIL	Civilian Employee
DET	Detective		

January 21, 2003

CONSENT DECREE
ARREST, DISCIPLINE, USE OF FORCE,
FIELD DATA CAPTURE AND AUDIT STATISTICS
July 1, 2002-December 31, 2002

III. AUDIT SUMMARIES

Audit Division (AD) personnel conducted an audit of Department compliance of Arrest, Booking, and Charging (ABC) reports for the third quarter of fiscal year 2002/2003, pursuant to paragraphs 70, 70(a), and 128 of the Consent Decree. In conjunction with the ABC audit, an audit of Consent Decree paragraph 70 (b) was conducted using the ABC sample population. The ABC audit analyzed 938 arrests Department-wide, which occurred during the audit time frame of October 1, 2001, through December 31, 2001.

The ABC audit utilized four operational objectives to measure the Department' s compliance with Consent Decree mandates.¹ The operational objectives were:

1. *Completeness;*
2. *Authenticity;*
3. *Underlying Actions; and,*
4. *Supervisory Oversight.*

The audit revealed the following:

- *Completeness – The audit revealed that completeness of arrest packages remains a major source of concern and was one of the most significant findings of the audit. Thirty-three percent of the reports evaluated were incomplete. Required documents were missing from a large portion of the arrest packages. This fact was attributed to poor record keeping and/or the arresting officers' failure to complete the required forms.*
- *Authenticity – The review for authenticity included four sub-categories of analysis. The subcategories analyzed the reports for the use of canned language, inconsistent information, the articulation of legal basis for action taken, and other indicia that the information in the document was not authentic or correct. Although the review for authenticity did not reveal any significant patterns of questionable reporting and/or documentation in any single area of analysis, the findings indicated that relatively small numbers of reports Department-wide failed one or more of the sub-category evaluations. Respectively, one report included canned language, 48 reports contained inconsistent information, 40 reports failed to adequately articulate the legal basis for actions taken, and ten reports contained information that Audit Division determined was not authentic or correct.*
- *Underlying Actions – The review for underlying action included two sub-categories of analysis. The sub-categories analyzed the reports for legality and appropriateness, and Department policy compliance. Twelve reports did not articulate the legal justification for the actions taken. These reports were also identified as part of the authenticity review as lacking legal justification for a search, detention, arrest, seizure of evidence, and/or a violation of Miranda protocol.*

CONSENT DECREE

¹ The operational objectives included sub-categories used to measure overall compliance with each respective operational objective.

ARREST, DISCIPLINE, USE OF FORCE,
FIELD DATA CAPTURE AND AUDIT STATISTICS

July 1, 2002-December 31, 2002

- *Supervisory Oversight – The review of supervisory oversight was divided into two sub-categories, supervisory oversight at the time of the incident and post-incident supervisory review. There were no anomalies noted by Audit Division regarding supervisory oversight at the time of an incident; however, 176 reports lacked adequate post-incident supervisory oversight (proper review of the arrest reports). The most notable were four arrest packages containing discrepancies between the report narratives and the property reports involving narcotics, money, or guns listed as property taken into custody.*

As stated in the Methodology of the ABC audit, the Rampart Board of Inquiry (BOI) identified a recurring pattern of documented actions for both officers and suspects in all of the Rampart CRASH arrest reports at issue during the inquiry. The pattern appeared in arrest reports that contained three or more of the following elements:

- *A spontaneous statement;*
- *A consent search;*
- *Discarded evidence; and,*
- *A Miranda waiver.*

A review of all 938-arrest packages revealed that none of the reports contained all four of the above elements. However, five reports contained three of the four elements in the same arrest incident. All five of the reports were reviewed by the Commanding Officer, Audit Division, and two were identified as potential risk management issues.²

² Those findings were detailed in a confidential communication from the Commanding Officer, Audit Division, to the Commanding Officer, Internal Affairs Group, and were not commented upon further in the ABC report.

CONSENT DECREE
ARREST, DISCIPLINE, USE OF FORCE,
FIELD DATA CAPTURE AND AUDIT STATISTICS
July 1, 2002-December 31, 2002

The Recommendations resulting from the findings of the ABC audit are as follows;

Recommendations

- 1. Training Division, with insight from Audit Division, should publish a Training Bulletin reminding personnel of existing protocol for the completion of documents associated with arrest reports.*
- 2. The Commanding Officer, Fiscal and Support Bureau, should develop a working group to identify and rectify record keeping shortcomings, as well as address training issues among records personnel.*
- 3. Management Services Division, in conjunction with Audit Division, should develop an "Arrest Report Checklist" poster for display in all geographic Area report writing rooms that lists the specific forms required for specific types of arrests and/or circumstances. The poster should also include a reminder of the issuance of Form 10.10 whenever property is taken from a person and booked into Department property, except blood and urine (Manual Sections 4/510.10 and 5/10.10.0).*
- 4. Management Services Division should amend the RFC Report Continuation, Form 5.2.8, at the next printing to include a checkbox that indicates whether a Property Receipt, Form 10.10, was given. In the meantime, Management Services Division should issue a notice directing officers to indicate in the narrative of an RFC that if required, a Form 10.10 was provided.*
- 5. Management Services Division should ensure that all Department forms with Miranda sections are updated to reflect the revised method of giving the Miranda Admonition, as directed in Special Order No. 33, 2001.*
- 6. It is recommended that Audit Division, working through Personnel Division, provide insight to the City Personnel Department regarding relevant and topical questions for inclusion in all promotional exams for the ranks of Police Officer III, Detective, Sergeant, and Lieutenant, based on the areas of deficiencies noted in Department-wide audits conducted by Audit Division.*

CONSENT DECREE
ARREST, DISCIPLINE, USE OF FORCE,
FIELD DATA CAPTURE AND AUDIT STATISTICS
July 1, 2002-December 31, 2002

CONSENT DECREE PARAGRAPH 70(B) AUDIT

Audit Division (AD) completed an audit of the supervisory evaluation of incidents in which a person was charged with interfering with a police officer (California Penal Code §148), resisting arrest, or assaulting a police officer. The Consent Decree states:

The sample population for this audit was separated into two categories. The first category included all reports in which the arrestee was *charged* with interfering with an officer, resisting arrest, or assaulting a police officer.³

The second category included all arrest reports that contained the elements of interfering with an officer, resisting arrest, or assaulting a police officer, but in which the arrestee was charged with a different offense, whether or not a request for additional filing was made for the previously listed offenses.

The following evaluation criteria were used to determine compliance with both the requirements and the underlying issues of Consent Decree paragraph (¶) 70b.

- Compliance with Consent Decree;
- Compliance with the Underlying Issues of the Consent Decree;
- Incidents Involving a Use of Force;
- Consistency Evaluation; and,
- Pattern Evaluation

The audit revealed the following:

Of the 938 arrest incidents from which the audit population was drawn, only 28 (3 percent) met the audit criteria. There were 11 incidents (1 percent) in which an arrestee was *charged* with a ¶70b offense and 17 incidents (2 percent) that included a ¶70b element for which an additional filing request was made. The charge that was most frequently utilized as a primary booking charge and the most frequently requested for an additional filing was CPC §148.9 (False representation of identity to peace officer).

In every case in which a person was *arrested* for a ¶70b offense, but *charged* with a different offense, there was an additional filing requested for one of the ¶70b charges. There was no indication that these sections were utilized excessively or inappropriately. Additionally, there was no indication that these sections were utilized merely as a means to establish reasonable suspicion or probable cause to conduct further investigation, such as a search, etc.

- Compliance with Consent Decree – An examination of the 28 reports identified for this audit revealed 11 incidents that required a supervisory evaluation as directed by S.O. No. 12. Of the 11 reports, seven reports (64 percent) documented an evaluation on the Watch Commander's Daily Report or in a UOF Report as required. Evaluation documentation was not located for the remaining four reports (36 percent). There were no incidents in which the supervisory evaluation was done incorrectly, only incidents in which the evaluation was not done at all.

Compliance with the Underlying Issues of Consent Decree – The audit identified 17 reports that contained a ¶70b element, but in which the person was booked for a non-¶70b charge.

³ For the purposes of this audit, *charged* refers to the crime for which the arrestee was booked. Those reports require a supervisory evaluation as defined by both the Consent Decree and S.O. No. 12, 2001.

CONSENT DECREE
ARREST, DISCIPLINE, USE OF FORCE,
FIELD DATA CAPTURE AND AUDIT STATISTICS
July 1, 2002-December 31, 2002

- *The events included an additional filing request for the following ¶70b charges in descending order of frequency:*
 - CPC §148.9 (False Identity) – Twelve incidents
 - CPC §148 (Resisting) – Three incidents
 - CPC §69 (Obstructing) – One incident
 - CPC §148(1) (Delaying) – One incident

Of these 17 arrest reports, the ¶70b event occurred *during* or *after* the person's arrest for the primary booking charge. In other words in every case, the officer(s) placed the person under arrest for an unrelated charge during or after which the ¶70b event occurred.

- **Incidents Involving a Use of Force (UOF) -** Six (21 percent) of the 28 incidents evaluated in the audit involved a UOF. The ¶70b event was the primary booking charge in three of the six. The person was booked for the greater non-¶70b charge in the remaining three UOF incidents. Two of the three UOF incidents in which the primary booking charge was for the ¶70b offense involved battery on a police officer. The officers sustained a back injury in both incidents. Although the suspect was not arrested for battery on a police officer in the third incident, the suspect jumped on the officers' backs in an attempt to interfere with the arrest of another suspect. All of the UOF incidents were non-categorical and there were minor injuries to the suspect(s) and officers in three of the six incidents.
- **Consistency Evaluation -** An examination of the seven incidents for which an evaluation was completed revealed only one incident, in Rampart Area, that had inconsistency within the evaluation and arrest documents.
- **Pattern Evaluation -** An examination of all 28 reports did not reveal any patterns among officers, work-groups, and/or specific geographic locations regarding ¶70b events.

Action Taken

Correspondence regarding the findings of this audit was sent to all bureau commanding officers for review and appropriate action.

CONSENT DECREE
ARREST, DISCIPLINE, USE OF FORCE,
FIELD DATA CAPTURE AND AUDIT STATISTICS
July 1, 2002 – December 31, 2002

Search Warrant Applications and Supporting Affidavits Audit

On July 8, 2002, Audit Division completed an audit of Search Warrant Applications and Supporting Affidavits pursuant to Paragraph 128 of the Consent Decree. The audit evaluated compliance with Special Order 25, 2001 and compliance with Consent Decree Paragraph 71 (Search Warrant Procedures) and 72 (Search Warrant Tracking Log).

The audit evaluated 73 warrants from Deployment Periods 9-13 2001. That sampling consisted of one Ramey warrant, four combined search and Ramey warrants and 68 search warrants. The Search Warrant Tracking Logs for this time period were also reviewed for the audit.

Findings

- 100% of the warrants reviewed contained descriptions of the persons/placed to be searched
- Sixty-seven warrants (92%) had been returned and filed with the court. Thirtynine warrants (53%) were returned within ten days of service as required.
- Sixty-nine (94%) of the warrants resulted in property seizure. Four of the 69 warrants in which property was seized listed property that was inconsistent with the property described in the warrant application. Twenty (56%) contained discrepancies between the property report and the receipt for property.
- Each of the 73 warrants reviewed articulated probable cause for obtaining the warrant in the affidavit
- Four (5.5%) of the 73 warrants appeared to have similar circumstances and language in the affidavit. All four were initiated by the same entity.
- Seventy (96%) of the 73 search warrant packages contained documentation of an on-scene supervisor.
- Forty-four (60%) of the 73 warrants had written “game plans.”
- Forty-one (56%) of the 73 warrants included debriefing critiques, 13 of which displayed evidence of being reviewed by the commanding officer. Twelve of the debriefing critiques were not completed within one week of the warrant service.

Recommendations

- The Commanding Officer, Detective Support Group, should develop a working group to evaluate the feasibility of developing an automated warrant tracking system to capture the data related to all warrants granted to Department employees.
- Management Services Division (MSD) should revise the Warrant Tracking Log, Form 08.17.05, to include instructions for proper completion of the form, capture the “location stored; formalize documentation with respect to administrative warrants to include the date materials are received or recovered from a location; dates an extension to receive documents is granted and the documentation of each warrant obtained for a particular DR number in cases where multiple warrants pertain to a single DR #.

CONSENT DECREE
ARREST, DISCIPLINE, USE OF FORCE,
FIELD DATA CAPTURE AND AUDIT STATISTICS
July 1, 2002-December 31, 2002

- MSD should make the following amendments to Special Order 25, 2001:
 1. Include a requirement for periodic auditing of search and Ramey warrants.
 2. Add a requirement to document when exceptions to the mandated supervisor presence at service of a search warrant are made.
 3. Document and date the supervisor review of warrants.
 4. Require a written debriefing critique and establish time limits for the completion.
 5. Document supervisory review of the warrant “game plan.”
 6. Require judicial extensions for warrants that cannot be returned within ten days.
 7. Revise the instructions on the Search Warrant Tracking Log.

- The Commanding Officer, Detective Support Group, as the Department’s judicial liaison, should discuss the feasibility of a countywide computerized tracking system to record all warrants granted, signed and served within the county with other members of the LA County Criminal Justice Committee.
- Investigative Analysis Section (IAS) should research the procedures for Ramey warrants & include the information in the “Search/Ramey Warrant Procedures Guide.”
- Commands that serve search warrants should maintain a centralized file with all search warrant package information
- Management Services Division should prepare a Department publication that standardizes the debriefing critique

CONSENT DECREE
ARREST, DISCIPLINE, USE OF FORCE
FIELD DATA CAPTURE AND AUDIT STATISTICS
July 1, 2002-December 31, 2002

Audit of Use of Force Skeletal Fracture Incidents

On January 8, 2003, Audit Division completed an audit of Use of Force Incidents that resulted in a skeletal fracture. The audit was completed pursuant to Consent Decree Paragraph 134, which requires this one time audit to be completed within 18 months of the effective date of the Decree. This is the first time the Department has specifically audited this limited use of force population. A Non-Categorical Use of Force Audit and a Categorical Use of Force audit were completed on October 29, 2001 and April 10 2002, respectively.

The audit sampling encompassed a one-year period from September 1, 2001, through August 31, 2002. Of the 1,877 Categorical and Non-Categorical Use of Force investigations conducted during that period, only 13 incidents involved a skeletal fracture.

An examination of the thirteen incidents revealed no substantive patterns among officers or work groups, however a number of procedural deficiencies were found. Chief among those was a finding that in three arrests where the suspect was transported to a hospital immediately, watch commanders failed to ensure that a field supervisor was dispatched to conduct a pre-booking inspection and interview of the suspect as required.

Audit Recommendations

The categorization of skeletal fracture incidents as either Categorical or Non-Categorical Use of Force Incidents was also evaluated in the audit. The audit recommended that the current criterion of hospitalization remain as the determining factor between Categorical and Non-Categorical uses of force. Though the addition of approximately six more investigations annually would not overburden Critical Incident Investigation Division (CIID), the audit does not disclose a compelling need to expand this definition.

The audit recommended that CIID develop a method for the identification of Use of Force Skeletal Fracture investigations within the Law Enforcement Related Injury (LERI) population.

The audit recommended that CIID develop a system to track and re-categorize incidents that were initially investigated as a LERI, but subsequently determined not to be a LERI or a reportable use of force.

The audit recommended that Area/division commanding officers ensure that training is provided to supervisory personnel regarding the inclusion of specific dates, times, and locations of the interviews with Department personnel in all use of force investigations.

On February 25, 2003, the Department provided the Board of Police Commissioners with an amendment to this audit, which provided time frames for the medical treatment, provided to the arrestees in the audit population. The amended times indicated that the average response time for emergency medical treatment at the scene of an incident was still 11 minutes. However, the average time it took to provide medical treatment to an arrestee at the jail dispensary or at a contract hospital increased from 91 minutes to 122 minutes.

CONSENT DECREE
ARREST, DISCIPLINE, USE OF FORCE,
FIELD DATA CAPTURE AND AUDIT STATISTICS
July 1, 2002-December 31, 2002

During this reporting period, five Department directives were published to address the requirements of the Consent Decree.

1. Department Gang Coordinator, "Interim Special Enforcement Unit Selection Procedure," Dated: October 15, 2001.
2. Administrative Order No. 5, "Standardizing Reply Letters and Establishing a Status Update Correspondence to Complainants," Dated: July 30, 2002.
3. Special Order No. 25, "Data Collection for Motor Vehicle or Pedestrian Stops-Revised," Dated: September 24, 2002.
4. Administrative Order No. 7, "Independent Monitor and the United States Department of Justice; Access and Identification," Dated: October 2, 2002.
5. Office of the Chief of Police Notice, "Compliance with Consent Decree Provisions Governing Search Warrants Procedures," Dated: October 9, 2002.
6. Human Resources Bureau Notice, "Digital Cameras for Non-Categorical Use of Force Investigations," Dated: October 25, 2002.

INTRADEPARTMENTAL CORRESPONDENCE

October 15, 2001
8.3.4

TO: Geographic Bureau Commanding Officers

FROM: Department Gang Coordinator

SUBJECT: INTERIM - SPECIAL ENFORCEMENT UNIT SELECTION PROCEDURE

In a continuing effort to fulfill the requirements of the Consent Decree, the following **Interim Special Enforcement Unit (SEU)** selection procedure is established. As additional meet and confer issues are resolved, relating to the selection process of SEU personnel, subsequent written notifications will be made to the affected commands for implementation.

The selection of SEU personnel, established in Administrative Order (A.O.) No. 3, dated March 6, 2000, "Activation of the Special Enforcement Unit", has not changed. Further, Paragraph 107(b) of the Consent Decree is now required as part of the SEU selection process.

Paragraph 107 (b), the procedures for the selection of supervisors and non-supervisory officers in these units shall include a formal, written application process, oral interview(s), and the use of TEAMS II and annual performance evaluations to assist in evaluating the application.

Note: Until TEAMS II becomes operational, commands shall use the current promotional TEAMS printout for review. The SEU selection process also applies to Community Law Enforcement And Recovery (CLEAR) personnel.

In order to ensure standardization of the SEU selection process and to comply with the Consent Decree, the following procedure is established:

- Ensure that each applicant possesses the qualifications as outlined in A.O. No.3;
- A formal interview of the applicant shall be conducted by a supervisor(s);
- Review both the Departmental and Divisional personnel packages;
- Review the applicant's Transfer Applicant Data Sheet, Form 15.88;
- Review the applicant's Performance Evaluation Reports, Form 1.78;
- Review the applicant's TEAMS II Report (Current Promotional TEAMS Report);
- Review the applicant's Use of Force History for pattern of conduct;
- Query Internal Affairs Group for pending complaints; and
- Interview applicant's current and/or immediate prior supervisors.

Geographic Bureau Commanding Officers


Page 2

8.3.4


Area Commanding Officers shall review the completed background packages and make selections based on the qualifications of the candidates. Selected candidates shall be approved by the respective Bureau Commanding Officer. The completed background packages of all selected candidates shall be maintained at the concerned Area level.

Accurate record keeping is essential to meet the Consent Decree requirements and to facilitate Detective Support Division (DSD) personnel in conducting required audits of the SEU selection process.


If you have any questions regarding this matter, please contact Lieutenant John Fletcher, Officer-in-Charge, Audit Section, DSD, at (213) 473-7376.


TERRY S. HARA, Captain
Department Gang Coordinator
Detective Support Division

APPROVED:


GARRETT W. ZIMMON, Commander
Commanding Officer
Detective Services Group

APPROVED:


J. I. DAVIS, Deputy Chief
Commanding Officer
Operations-Headquarters Bureau

OFFICE OF THE CHIEF OF POLICE

ADMINISTRATIVE ORDER NO. 5

July 30, 2002

SUBJECT: STANDARDIZING REPLY LETTERS AND ESTABLISHING A STATUS UPDATE CORRESPONDENCE TO COMPLAINANTS

EFFECTIVE: IMMEDIATELY

PURPOSE: The requirement to notify a complainant of the result of a complaint investigation is found in Manual Section 3/820.11. However, while never formally detailed in that Section, the content of reply letters generally followed an understood, informal outline. This Order standardizes the content of reply letters sent to complainants at the completion of an investigation, and establishes the requirement and content of a status update correspondence to complainants whose investigations have passed the five-month anniversary from the date the complaint was reported to the Department. Sending the status letter will reassure the complainant that the Department is actively investigating the complaint while simultaneously causing commanding officers to review the status of overdue investigations.

PROCEDURE:

- I. REPLY LETTER TO COMPLAINANTS.** The Department's reply letter sent to complainants shall, at a minimum, include:
- * The Complaint Form (CF) number, placed in the right quadrant of the letterhead, under the Department's return address;
 - * The date of occurrence or the date the complaint was reported to the Department;
 - * The general nature of the complaint and/or allegation(s);
 - * The resolution and disposition of the complaint and/or allegations;
 - * The general acknowledgement that appropriate discipline was imposed, without indicating the specific penalty, when an allegation was sustained;
 - * Reference to the Office of the Inspector General's role, address, telephone and fax numbers, and website address; and,
 - * The name and phone number of the commanding officer who adjudicated the complaint.

The Department reply letter should not be dated. Internal Affairs Administrative Division (IAAD), Internal Affairs

Group (IAG) will add the date when the letter is mailed, following final adjudication of the complaint.

Generally, the Department reply letter should not include the names of the accused employees. Provisions of State law preclude the unnecessary release of employee information regarding personnel matters.

Note: Inquiries regarding the appropriate content of a reply letter should be directed to IAAD, IAG.

An exemplar of a properly formatted Department reply letter is attached to this Order.

Note: The specific requirements for the reply letter should not be construed to restrict commanding officers from customizing the reply to address specific issues.

II. STATUS UPDATE CORRESPONDENCE. When the investigation phase of a complaint has not been completed, the status update correspondence shall be mailed to the complainant within one week of the five-month anniversary of reporting the complaint to the Department. One copy of the status update correspondence shall be forwarded to the Administrative Support Unit, IAAD, and another maintained in the case folder and forwarded with the case folder at the conclusion of the investigation.

Status update correspondence shall include the following information:

- * The date of correspondence;
- * The CF number;
- * The date of occurrence or the date the complaint was reported to the Department;
- * A brief explanation of the status of the investigation; and,
- * The name of the investigating officer(s) and his/her office telephone number.

An exemplar of a properly formatted status update correspondence is attached to this Order.

Any questions regarding this Order may be referred to IAAD, IAG.

AMENDMENTS: This Order amends Section 3/820.11 to the Department Manual.

AUDIT RESPONSIBILITY: The Commanding Officer, Internal Affairs Group, shall monitor compliance with this directive in accordance with Department Manual Section 0/080.30.

MARTIN H. POMEROY
Chief of Police

Attachments

DISTRIBUTION "D"

LOS ANGELES POLICE DEPARTMENT

MARTIN H. POMEROY
Chief of Police



JAMES K. HAHN
Mayor

P.O. Box 30158
Los Angeles, Calif 90030
Telephone: (xxx) xxx-xxxx
Ref #: x.x
CF No. XX-XXXX

(Date of correspondence, to be inserted by IAAD)

Complainant name
Complainant address
City, State Zip Code

Dear Complainant name:

An investigation into your complaint of misconduct which (occurred on or was reported on) date, regarding the conduct of officers of the Los Angeles Police Department has been completed. The investigation has gone through several levels of review, including myself and the command staff of Internal Affairs Group. The allegation(s) of (list the allegation(s), e.g., discourtesy) was classified as Unfounded, which means the investigation established that the alleged misconduct did not occur. (Refer to Manual Section 3/820.20 for classification definitions.) For Sustained allegation(s) include the following: An appropriate penalty will be imposed; however, Penal Code Section 832.5 precludes me from disclosing the specific penalty.

The Office of the Inspector General (OIG), Board of Police Commissioners, conducts an independent review of all complaint investigations. The OIG is located at 201 North Figueroa Street, Suite 610, Los Angeles, California, 90012. The staff can be reached at (213) 202-5866, by fax at (213) 482-1247, or electronically at www.oiglapd.org.

Thank you for bringing this issue to our attention. It is the goal of the Los Angeles Police Department to provide the highest level of quality service to every member of the community. Any questions regarding this matter may be referred to commanding officer or designee rank, name, Area of assignment, and telephone number.

Very truly yours,

MARTIN H. POMEROY
Chief of Police

_____, _____ (Captain, Commander, Deputy or Assistant Chief)
Commanding Officer

_____, _____ (Division, Area, Group, Bureau)

LOS ANGELES POLICE DEPARTMENT

MARTIN H. POMEROY
Chief of Police



JAMES K. HAHN
Mayor

P.O. Box 30158
Los Angeles, Calif 90030
Telephone: (xxx) xxx-xxxx
Ref #: x.x
CF No. XX-XXXX

(Date of correspondence)

Complainant name
Complainant address
City, State Zip Code

Dear Complainant name:

This correspondence is to advise you that the Los Angeles Police Department is actively investigating your complaint of misconduct which (date of occurrence or date reported). Your complaint is being thoroughly investigated and will undergo several levels of review, including a review by Internal Affairs Group and the Office of the Inspector General, Board of Police Commissioners. At the conclusion of the investigation and review you will be notified of the investigative findings.

It is the goal of the Los Angeles Police Department to provide the highest level of quality service to every member of the community. Any questions regarding this matter may be referred to Investigating Officer(s) or designee by rank, name, assignment, and telephone number.

Very truly yours,

MARTIN H. POMEROY
Chief of Police

_____, _____ (*Captain, Commander, Deputy or Assistant Chief*)
Commanding Officer

_____, _____ (*Division, Area, Group, Bureau*)

OFFICE OF THE CHIEF OF POLICE

SPECIAL ORDER NO. 25

September 24, 2002

**SUBJECT: DATA COLLECTION FOR MOTOR VEHICLE OR PEDESTRIAN
STOPS - REVISED**

PURPOSE: Special Order No. 35, "Data Collection for Motor Vehicle and Pedestrian Stops," dated October 19, 2001, outlined the procedure for data collection of motor vehicle and pedestrian stops. The initial procedure required officers who voided a Field Data Report (FDR) to leave the form in the Field Data Report book.

Additionally, supervisors reviewing FDRs for completeness and accuracy were instructed to place their initials and serial number on the front, lower right corner, of each page. However, writing initials and serial numbers on the front, lower right corner, has caused false readings by the scanners.

This Order revises the procedure for voiding an FDR, the supervisor approval process, as well as the input of FDR information into the "STOP" application program in the Local Area Network (LAN).

PROCEDURE:

I. RESPONSIBILITIES FOR COMPLETION AND TRACKING.

- A. Officer's Responsibility.** When it becomes necessary for an officer to void an FDR, he/she shall write "VOID" in uppercase letters across the original FDR and place his/her signature, serial number, and date voided on the front of the form. If there is an error, the FDR must be voided and a replacement completed. However, if information was omitted and the FDR can be corrected by filling in missing information, no void is necessary.

The voided FDR shall be removed and submitted with the Daily Field Activities Report (DFAR) Form 15.52.0, or at the end of watch to a designated supervisor, for those officers not required to complete a DFAR. Officers shall leave the yellow copy of the voided FDR in the Field Data Report Book, and shall ensure that "VOID" is clearly written in uppercase letters across the yellow copy.

Note: As a reminder, officers shall complete all FDRs, and voids, in blue or black ink. No substance shall be applied to FDRs (i.e., correction fluid or tape).

- B. Supervisor's Responsibility.** Supervisors shall continue to review FDRs to ensure they are properly completed. Upon review, supervisors shall place their initials and serial number on the **back** of the FDR, in the lower right corner, to signify approval. However, if the FDR is incorrect or missing information, it shall be returned to the completing officer for a replacement FDR or correction.

When a FDR is submitted as "VOID," it shall be forwarded to Information Technology Division (ITD) for filing **without** a batch cover sheet.

- C. Commanding Officer's Responsibility.** Commanding officers shall ensure the voided FDR **number** is entered into the "STOP" application, via the LAN. Additionally, commanding officers shall ensure an employee(s) is assigned to enter the information required for the voided FDRs, in order to properly account for each FDR.

- D. Personnel Assigned Entry of Voids.** Personnel assigned to enter voided FDR information (FDR number, serial number, date, Area, division) shall follow protocol established by ITD.

Note: A manual entitled "STOP Manual" is available to guide personnel through this correction process and is available from ITD or on the LAN, located under the "STOP" application icon.

Voided FDR numbers shall be entered into the "STOP" application, via the LAN, by personnel within five working days from when they were submitted.

AMENDMENTS: This Order amends Sections 4/202.02 and 4/203.40 of the Department Manual.

SPECIAL ORDER NO.

-3-

AUDIT RESPONSIBILITIES: The Commanding Officer, Administrative Group, shall monitor compliance with this directive in accordance with Department Manual Section 0/080.30.

MARTIN H. POMEROY
Chief of Police

DISTRIBUTION "D"

OFFICE OF THE CHIEF OF POLICE

ADMINISTRATIVE ORDER NO. 7

October 2, 2002

SUBJECT: INDEPENDENT MONITOR AND THE UNITED STATES DEPARTMENT OF JUSTICE; ACCESS AND IDENTIFICATION

PURPOSE: The United States Department of Justice (DOJ) and the City of Los Angeles have entered into a legally binding agreement known as the Consent Decree. The DOJ and the City selected Kroll Associates to serve as the Independent Monitor (Monitor) to monitor and report on the Department's implementation and compliance with this Decree.

This Order establishes the procedure for providing DOJ and the Monitor with access to the Department, and establishes identification cards to be issued to the Monitor and staff.

PROCEDURE: The Monitor and monitor staff members have been issued identification cards to be worn at all times while present at any Department facility. The identification card is similar in size and design to City/Department identification and clearly indicates that the holder is affiliated with the Monitor. The Monitor will cooperate with the City and the Department when accessing people and facilities in a reasonable manner that, consistent with the Monitor's responsibilities, minimizes interference with daily operations.

Note: Department of Justice personnel possess their own law enforcement identification and shall be afforded the same access as the Monitor.

I. COMMANDING OFFICER'S RESPONSIBILITY. Commanding officers shall familiarize themselves with Consent Decree paragraphs 163-171 and 177, and ensure their command's compliance with the Consent Decree. Each Department command shall provide the DOJ and Monitor with access to Department documents (except as noted below in Section A), and personnel and facilities, with the exception of those used solely for Anti-Terrorist Division (ATD) activities. Department entities shall respond to Consent Decree Task Force (CDTF) requests expeditiously. Commanding officers shall ensure that the Monitor, when requesting a copy of any document, is referred to CDTF.

Note: The Monitor will submit requests for copies of records and reports in writing to the Chief of Police. The CDTF staff will contact the affected Department

entities to facilitate the response to Monitor requests.

A. Non-Accessible Department Documents. Per Consent Decree Paragraphs 166-171, the DOJ and Monitor are restricted from accessing certain documents as follows:

- * Absent a written agreement between the DOJ, the Monitor and the City (including the affected employee when requesting medical or Behavioral Science Services records) or court authorization, the Monitor **shall not** have access to a Department employee's medical or Behavioral Science Services records, unless such information is otherwise contained in an investigation file;
- * Documents contained solely in ATD files;
- * Documents contained solely in intelligence files or investigative notes files, or similar files of joint task forces with other law enforcement agencies; and,
- * Documents contained in an open criminal investigation file, unless the Monitor has written approval from CDTF or the City Attorney's Office.

Note: The Consent Decree provides for Monitor access to open criminal investigations in specific instances. Due to the complexity of the Consent Decree access provisions associated with open criminal investigations and the sensitivity of such investigations, the City Attorney's Office and the CDTF have been assigned the responsibility of interpreting those Consent Decree provisions regarding Monitor access.

B. Access to Personnel and Facilities. The Consent Decree provides that the Monitor and DOJ shall have full and direct access to Department:

- * Employees, however, access to ATD shall be for the sole purpose of monitoring administrative investigations involving such personnel; and,

Note: Employees are expected to cooperate in responding to questions raised by the Monitor provided that such questions do not interfere with the employee's primary mission. In the event that

the Monitor's questioning of an employee pertains to activity that could lead to the employee being disciplined, employees are reminded of their right to representation.

- * Facilities, except those used solely for ATD activities.

II. COMMANDING OFFICER, CONSENT DECREE TASK FORCE, RESPONSIBILITY. The Commanding Officer, CDTF, shall provide advice and direction regarding the Monitor's access to Department documents, personnel, or facilities, and ensure that:

- * Documents requested by the Monitor are processed in a timely manner;
- * Identification cards are issued to the Monitor;
- * The Monitor is provided with a replacement when such identification is lost, stolen, damaged, or expired; and,

Note: In the event that a Monitor's identification card is lost or stolen, notification shall be transmitted to all Department facilities via a teletype, as outlined in Manual Section 3/376.50.

- * Any Monitor requests for access to open criminal investigations are expeditiously addressed in consultation with the City Attorney's Office.

For additional information or questions, contact the Commanding Officer, CDTF, at (213) 473-6251 or via the Department Command Post when the CDTF is closed.

AUDIT RESPONSIBILITY: The Commanding Officer, Administrative Group, shall monitor compliance with this directive in accordance with Department Manual Section 0/080.30.

MARTIN H. POMEROY
Chief of Police

Attachment

DISTRIBUTION "D"

OFFICE OF THE CHIEF OF POLICE

NOTICE

October 9, 2002

3.3.2

TO: All Concerned Personnel

FROM: Chief of Police

SUBJECT: COMPLIANCE WITH CONSENT DECREE PROVISIONS GOVERNING
SEARCH WARRANT PROCEDURES

Recent inspections by the Consent Decree Task Force revealed non-compliance with the mandates of Consent Decree Paragraph 62b (Manager analysis of supervisor presence at the service of a search warrant) and Paragraph 72 (Search Warrant Tracking Logs). The Monitor has also completed an audit of these provisions and their assessment of non-compliance is anticipated to be published in the Monitor's 5th Quarterly Status Report which will be released November 15, 2002.

During the CDTF inspection, procedural flaws were identified in the process previously established to comply with these mandates. As a result, additional research will be initiated and appropriate revisions will be made to ensure that mandates are followed. In the interim, Department personnel shall follow the procedures delineated in Special Order 25, 2001, incorporating the below listed elements:

I. Paragraph 62b – Manager Analysis of Supervisor Presence at the Service of a Search Warrant

Within one week of the service of a search or Ramey warrant, the concerned commanding officer shall:

- Analyze the circumstances surrounding the presence of a supervisor during the service of the warrant;
- Determine if the supervisor's response to the incident or service was appropriate;
- Document the analysis in the written debriefing critique prepared by the case agent or supervisor
- Sign the critique, legibly notate their serial number and date the critique to provide verification that the analysis took place within the mandated 7-day timeframe.
- Ensure the debriefing critique is appropriately stored in the case package along with all required search warrant documentation.

II. Paragraph 72 – Search Warrant Tracking Log Completion

- This form shall be used for search and Ramey warrants only (consent searches and arrest warrants shall not be entered on this form).
- Enter the date and time the supervisor approves the search or Ramey warrant, prior to submission to the magistrate.
- Serial numbers must be noted in the fields requesting this data.
- A related DR, booking or case # shall be entered on the form
- In the search warrant field, enter the search warrant number or the word “Ramey” as applicable
- The notation N/A shall be used in the “Supervisor at Scene” box for Ramey warrants and warrants requesting records/documents.
- For records/document warrants, the name of the company being served (i.e. Pacific Bell, Verizon, etc.) shall be noted in the Search Location Address field.
- The Search Warrant Tracking Log shall be audited regularly to ensure that delayed entries such as warrant numbers and warrant return dates are logged. Commanding officers shall ensure that all fields on the log are complete prior to approving the form at the close of each deployment period.

The auditing methodology employed by Audit Division and the Independent Monitor requires that forms used to verify Consent Decree compliance are complete and legible. To date, the Department has been held in non-compliance with a number of provisions for simply failing to complete forms correctly or forward documents within a mandated timeframe. These requirements are easily achievable and all Department personnel shall immediately take the necessary steps to ensure these mandates are met.

Future inspections and audits of these provisions are anticipated. Questions regarding this policy should be referred to Captain Scott Kroeber, Consent Decree Task Force at 213-473-6251.

MARTIN H. POMEROY
Chief of Police

Distribution “B”

HUMAN RESOURCES BUREAU

NOTICE

2.4

October 25, 2002

RECEIVED

OCT 29 2002

COMMANDING OFFICER
CONSENT DECREE SECTION

TO: All Concerned Personnel

FROM: Commanding Officer, Human Resources Bureau

SUBJECT: DIGITAL CAMERAS FOR NON-CATEGORICAL USE OF FORCE INVESTIGATIONS

The Department currently expends an inordinate amount of time and personnel resources obtaining photographs of injuries related to non-categorical use of force (UOF) incidents. As adequate photography equipment is not readily available within most Department entities, officers are often required to transport individuals to Scientific Investigation Division (SID) to have injuries photographed.

To alleviate this problem, the Department has acquired additional digital cameras to support investigations of non-categorical UOF incidents in the geographic Areas, traffic divisions, jail facilities, and several specialized divisions. These cameras will be distributed via Training Coordinators and will have an imprinted identification tag (e.g. UOF001, UOF002, etc). The protocols for the use and deployment of these supplemental digital cameras are delineated in Operational Order No. 6, 2001, with the following exceptions:


- The UOF cameras shall be maintained in the Watch Commander's Office or similar area of non-geographic Areas.
- The UOF cameras shall be used solely by supervisors conducting non-categorical UOF investigations, unless there is some other extenuating need for digital photography that is deemed appropriate by the watch commander or section Officer In Charge (OIC).
- The UOF cameras are not a substitute for SID photographs. For complained of and minor injuries (e.g. scrapes, bruises, redness), digital photographs by UOF cameras will suffice. However, for anything more than minor injuries, SID photographs are preferred.
- Whether being photographed with UOF cameras or by SID, care must be exercised to protect the dignity of the individual being photographed by only exposing and photographing sensitive body parts when it is unavoidable and/or necessary to do so.
- Generally, color photographs should be printed for submission with the Use of Force Report as black and white photographs typically lack contrast and detail for documenting injuries. If an Area or Division does not have a color printer, SID is available to print color photographs from the floppy disk.

All Concerned Personnel

Page 2

2.4

If you have any questions regarding this matter, please contact Sergeant Craig Herron, Use of Force Review Section, at (213) 485-6974.



MICHAEL J. BOSTIC, Assistant Chief
Commanding Officer
Human Resources Bureau

Distribution "B"