

LOS ANGELES POLICE DEPARTMENT

2023

CRIME & INITIATIVES

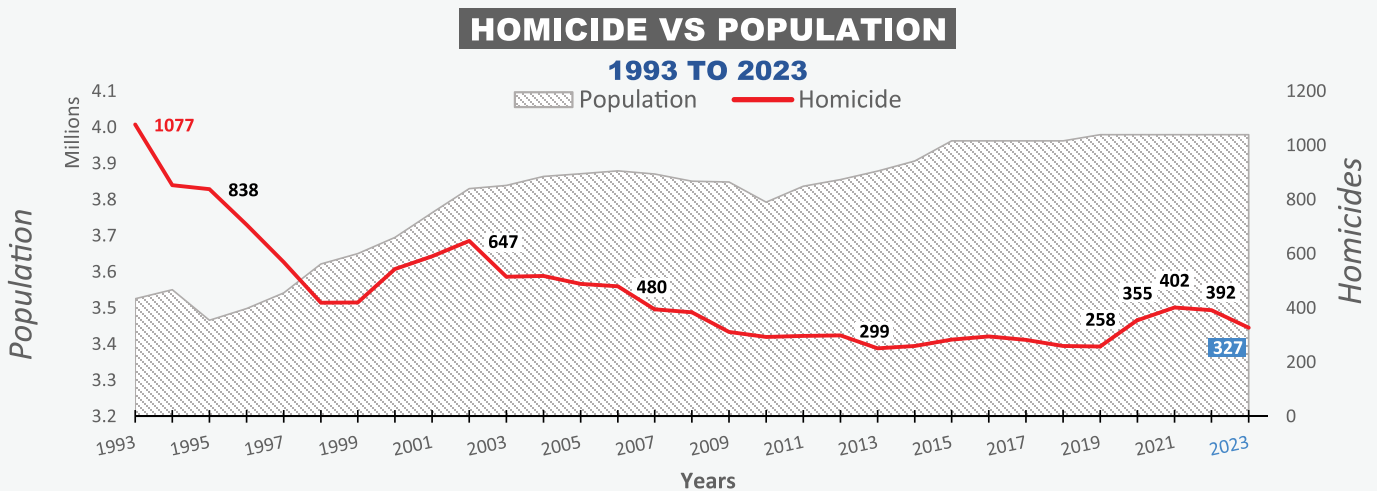
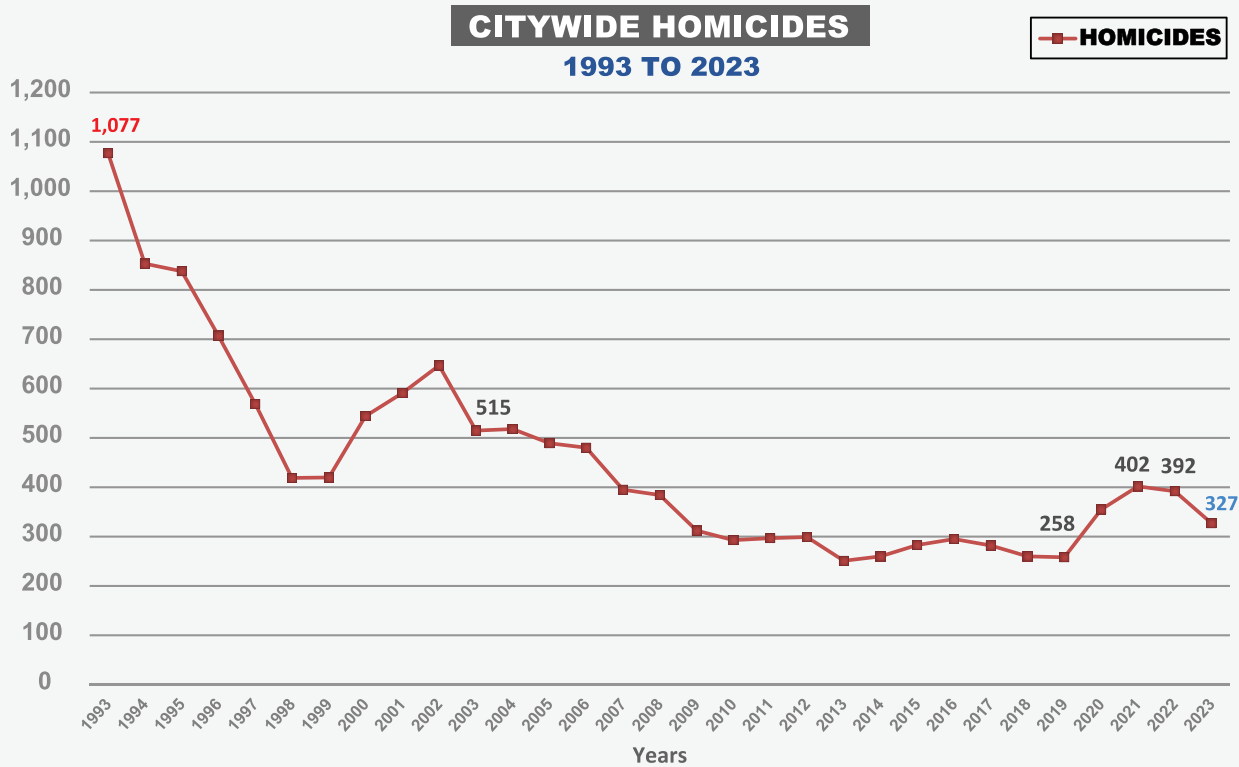
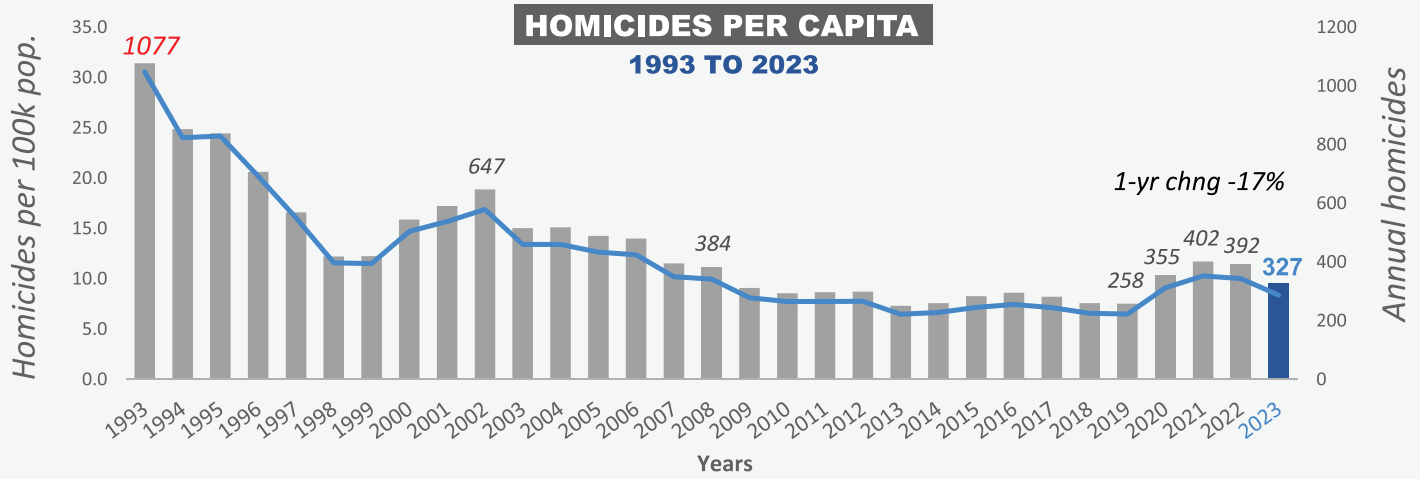


MAYOR
KAREN BASS



CHIEF
MICHEL R. MOORE

CITY OF LOS ANGELES

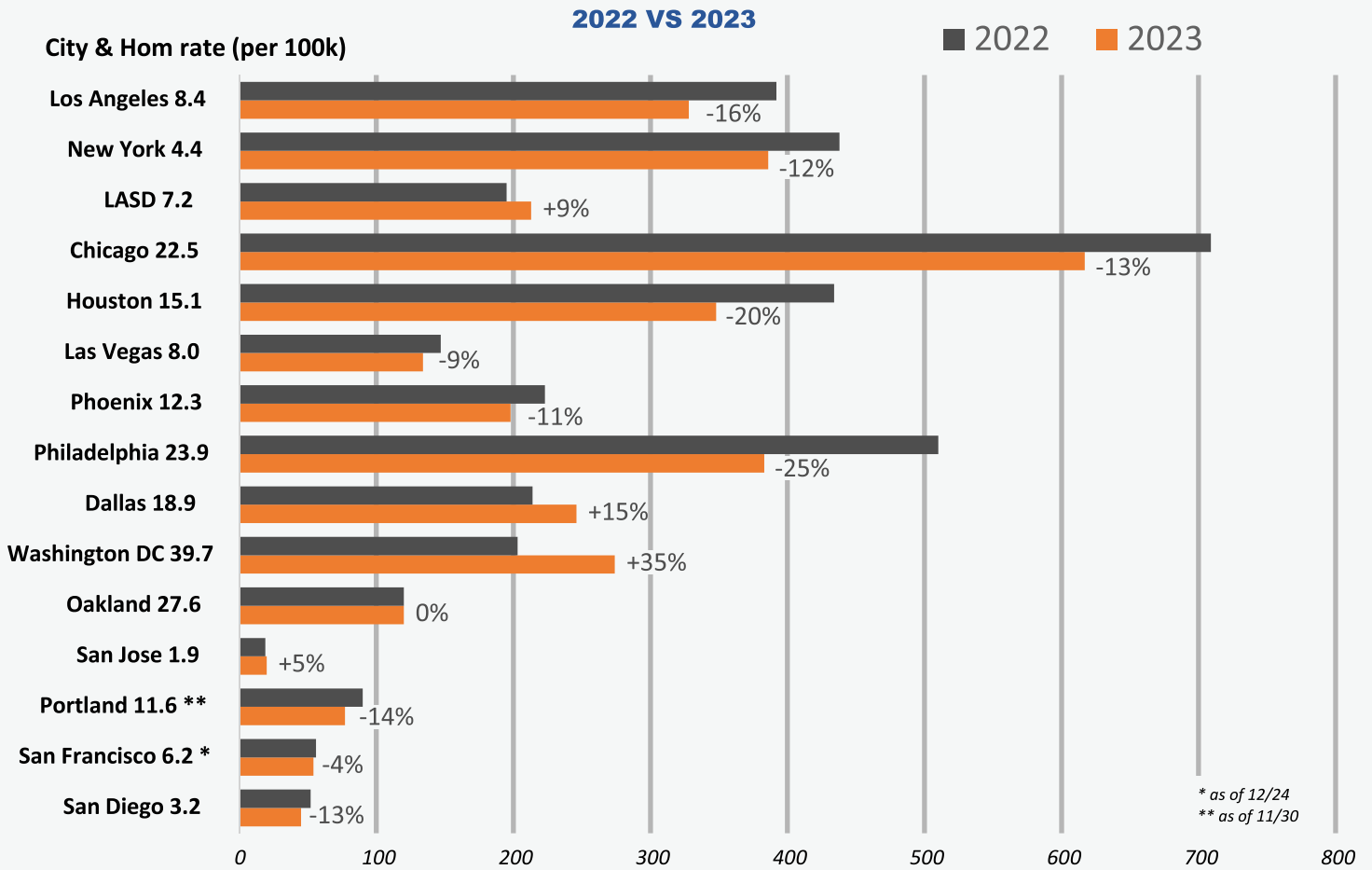


INTRODUCTION

As we close out 2023 and turn our gaze to the opportunities and challenges of 2024, it is important that we take the time to reflect on what we have accomplished as well as the road that lies ahead. This report offers an opportunity for our communities to review our accomplishments and to examine our areas for growth as we do the same. While this report provides data and insights from previous years, it will also highlight the Department's path forward. Through the guiding structure of the Department's 2023-2025 Strategic Plan, LAPD 2023 and Beyond, the Department will continue our efforts toward protecting and serving Los Angeles, improving our organizational accountability and modernizing our technology, while enriching our training, maximizing our workforce potential, and continuing our dedication to diversity, equity and inclusion. In conjunction with our Core Values, our Strategic Plan serves as the bedrock of our Department's crime reduction and community engagement efforts and provides our communities with vital insight into the Department's trajectory and future. As an agency we take great pride in our position as a leader in 21st Century policing. We recognize that trust does not come without a commitment to transparency, a dedication to earnest partnerships, and the constant pursuit of advancement. We invite you to review this report as it provides a snapshot into the dedicated work of the thousands of sworn and civilian members of the Los Angeles Police Department who serve and protect our City every day with honor, integrity, and pride.



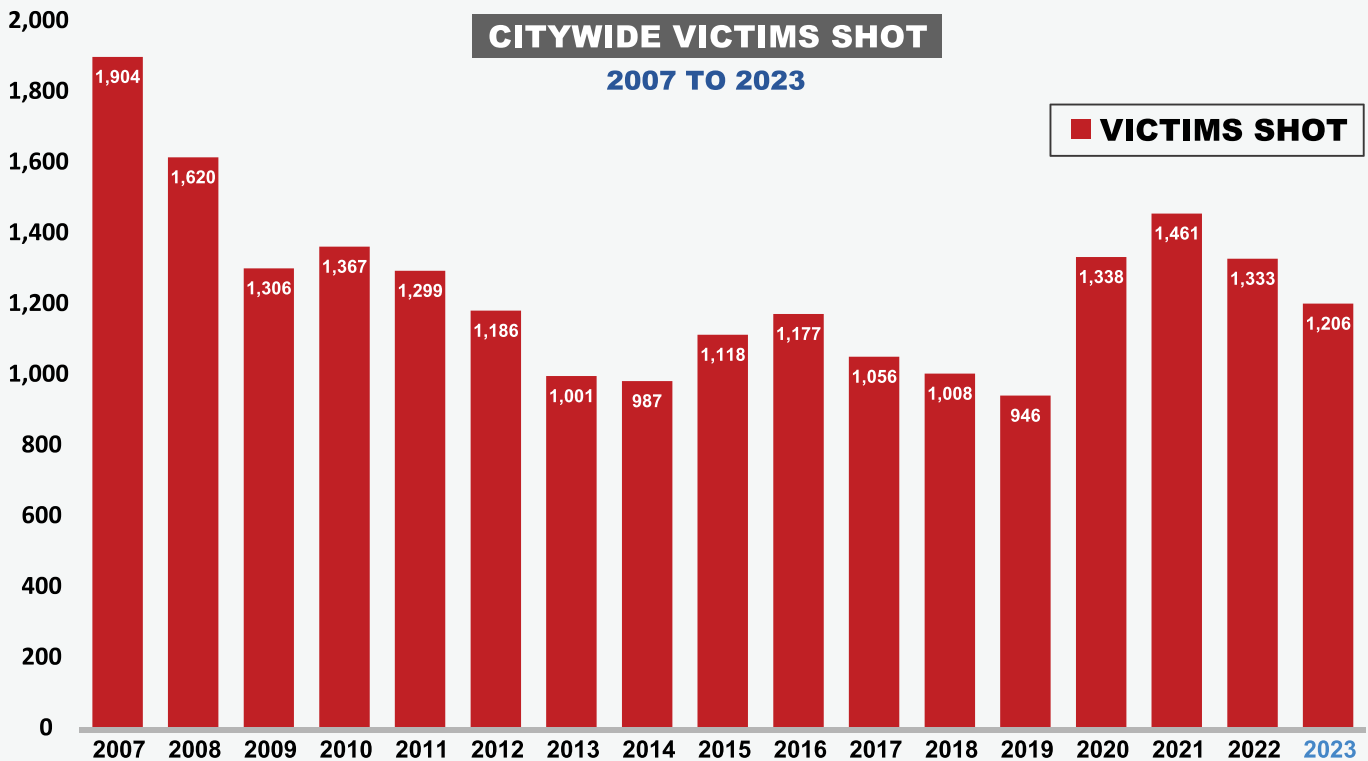
2023 MAJOR CITIES HOMICIDES AND RATES (PER 100K POP.)



CITYWIDE VICTIMS SHOT

2007 TO 2023

VICTIMS SHOT

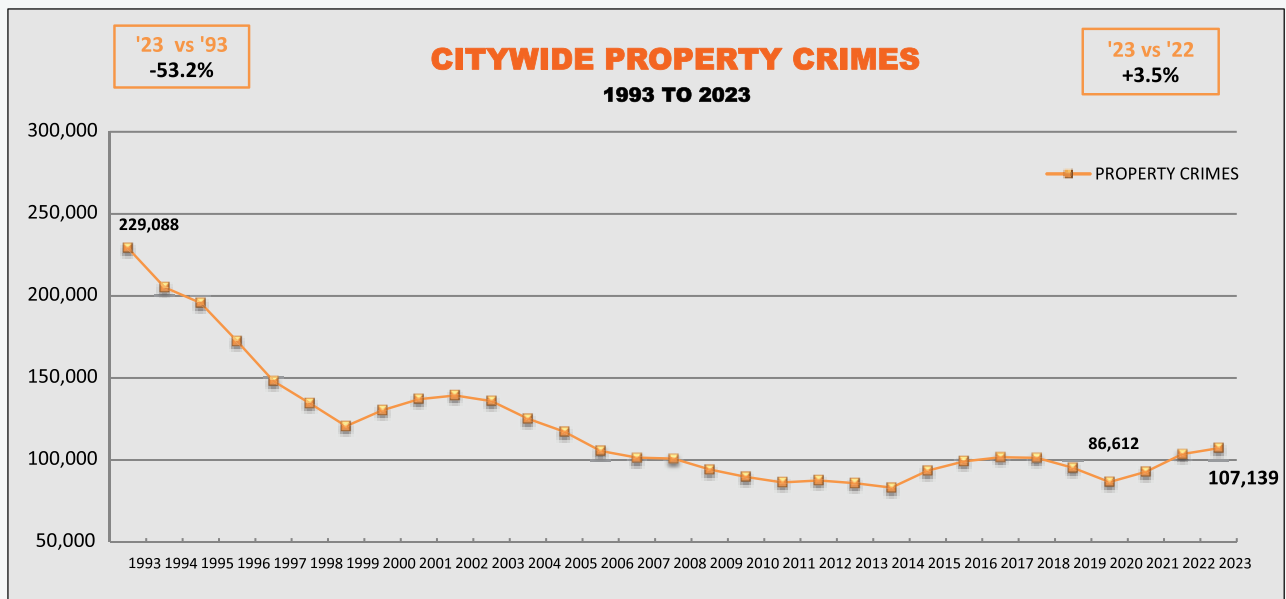
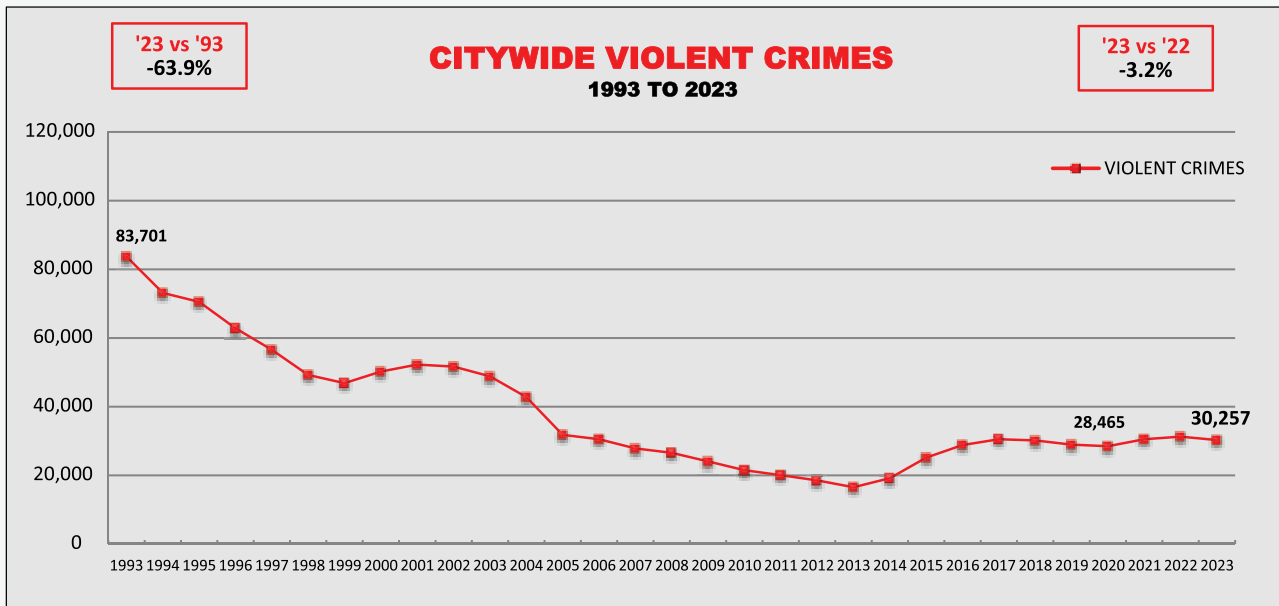
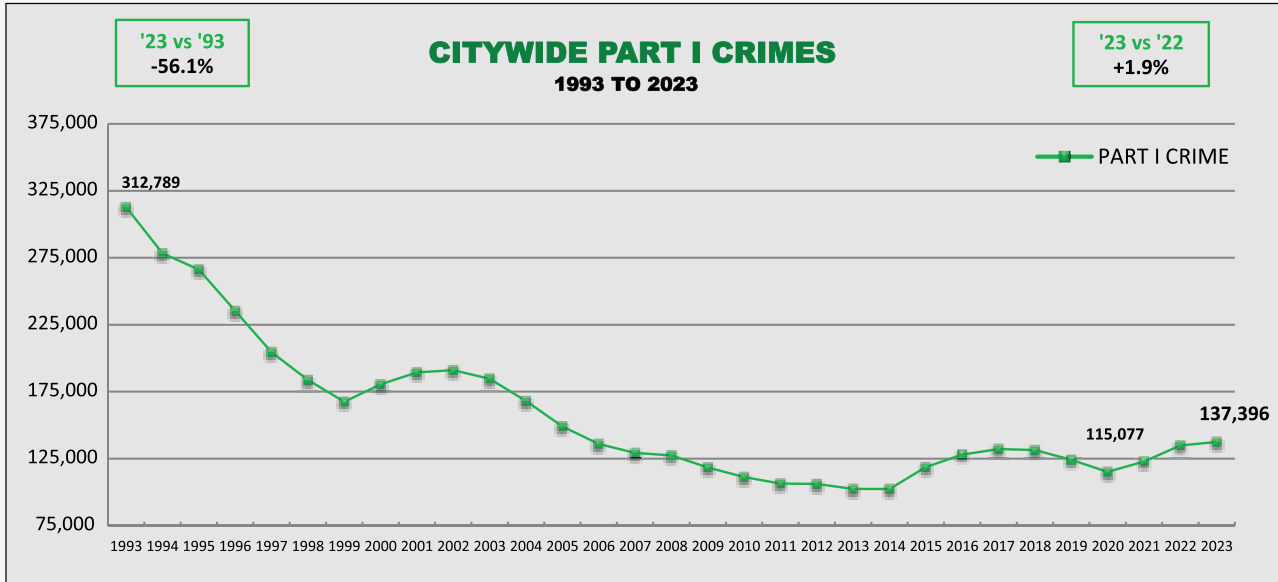


REFLECTING ON 2023

The close of the 2023 year saw just over a three percent reduction in Citywide violent crime when compared with 2022. This reduction was the result of the dedicated efforts of our personnel, as well as the deep cooperative connections our Department has forged with our communities and our City partners. While this crime reduction was seen across all violent crime categories (Homicide, Rape, Robbery, and Aggravated Assault), it was the 17 percent reduction in homicides that is the most notable. This reduction follows the reduction in the previous year after the dramatic surge that occurred at the height of the Covid-19 pandemic. It is important to recognize that each homicide represents a life lost, and that fact is taken seriously by every sworn and civilian professional member of this Department as they remain dedicated to finding justice for each of these victims. This dedication is reflected in the Department's 2023 overall homicide clearance rate of 77 percent. From the patrol officers who first respond to the scene to the stalwart homicide detectives who steward each case through investigation and prosecution, every member of this Department is singularly focused on creating a City that is safe and welcoming for all.

A significant contribution to the 17 percent reduction in homicides in 2023, was the 26 percent reduction in gang-related homicides. This is a truly significant reduction and an equally significant accomplishment. In many cases, but particularly in homicide investigations, crimes would likely go unsolved without the support and assistance of members of the community and our City partners. In 2023, the Department continued its historic partnership with the Mayor's Gang Reduction and Youth Development (GRYD) Team. This cooperative working partnership puts gang interventionists alongside our officers on the front line, engaging in proactive, preventative efforts towards a reduction in gang-related violence. Our GRYD partners also work in partnership with our detectives, conducting outreach and working to connect members of the community with detectives in a way that is respectful of our community members' needs. The benefits reaped from this generational partnership with GRYD cannot be understated. Through the support of the Mayor's Office and the Los Angeles City Council, our GRYD partners continue to be a valuable part of our gang-violence reduction strategies.

The homicide reduction of 2023 was also in part due to the substantial reduction of homicides of persons experiencing homelessness (PEH). Compared to the previous year, 2023 saw a nearly 40 percent reduction in homicides within this vulnerable section of our City's population. The significance of this reduction cannot be understated. So many of our community members who are living on the streets are suffering from mental illness, chronic substance abuse, or other difficulties which, when combined with their housing status, makes them members of one of our most vulnerable populations. Through the support of Mayor Karen Bass and her Inside Safe Initiative, in 2023 hundreds of PEH have been brought inside into temporary or permanent housing. This has reduced their exposure to the inherent dangers presented by living on the streets.



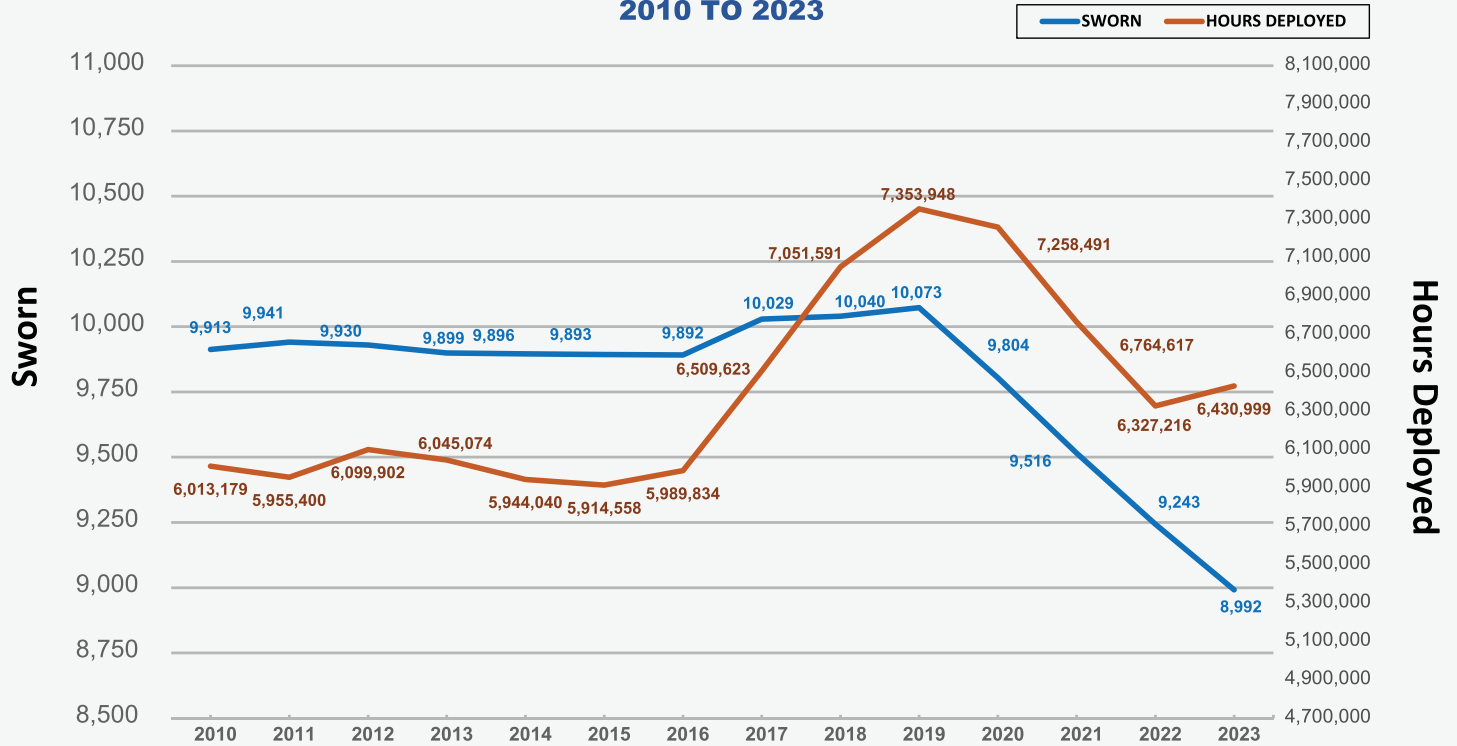
In addition to the Mayor's efforts, the Department has continued our close-working relationship with the Los Angeles Homeless Services Authority (LAHSA) as they conduct outreach among the City's population of PEH. The LAHSA model works to promote safety and hygiene for people still living on the streets, while simultaneously working to find permanent housing solutions for them. Our LAHSA partners respond both with our officers and at officers' request to engage in proactive problem solving for our PEH population.

The Department's commitment to the health and welfare of our population of PEH has long been an important aspect of our work. This focus is made clear through our 2023-2025 Strategic Plan goal to promote alternatives to incarceration for PEH. As a part of the Strategic Plan, the Department also intends to continue with comprehensive Department-wide training on assisting PEH, with a focus on developing new learning modalities to enhance and continually improve our personnel's growth and education.



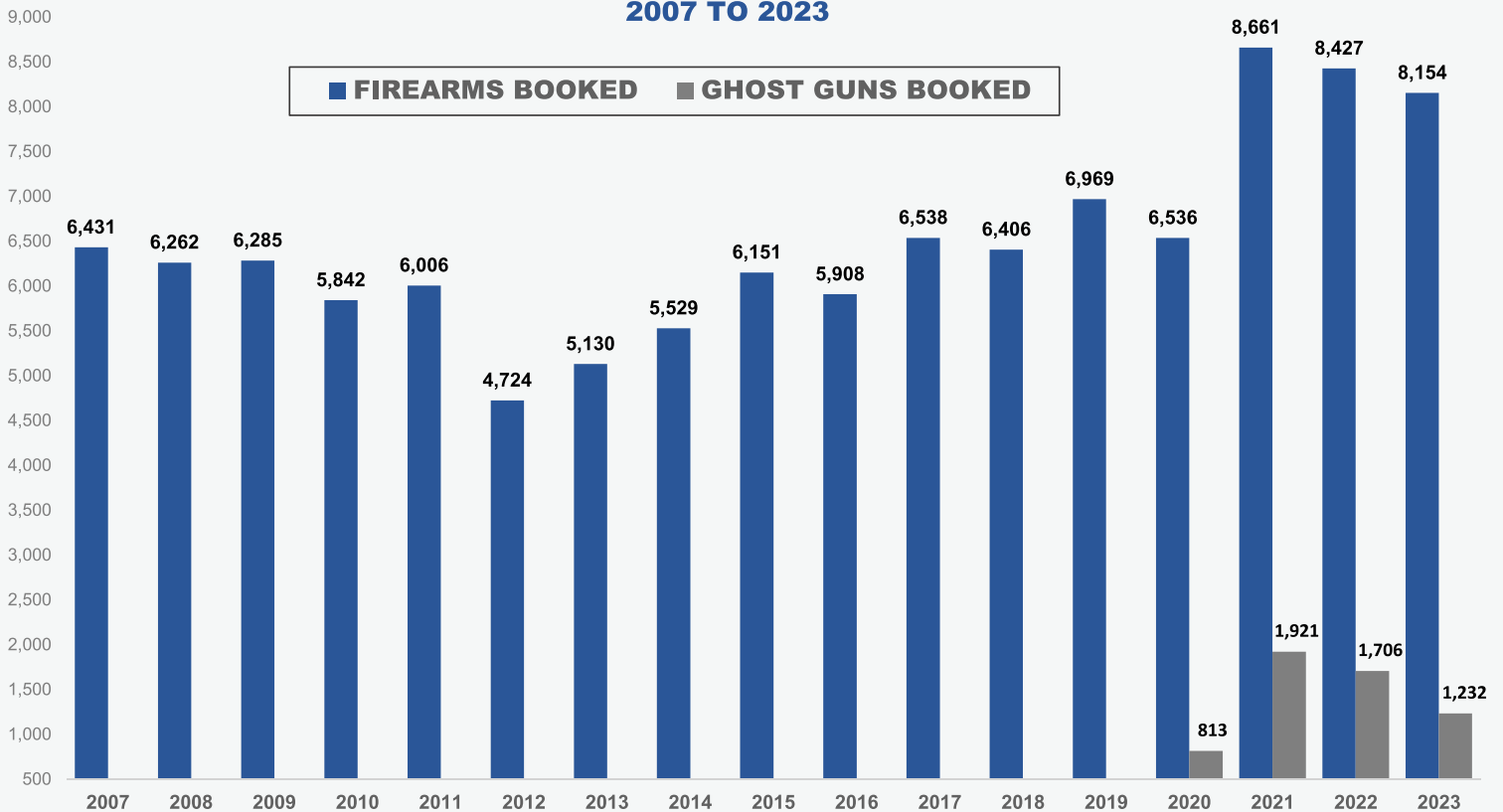
SWORN VS HOURS DEPLOYED

2010 TO 2023



CITYWIDE FIREARMS BOOKED

2007 TO 2023



TECHNOLOGY & PUBLIC SAFETY

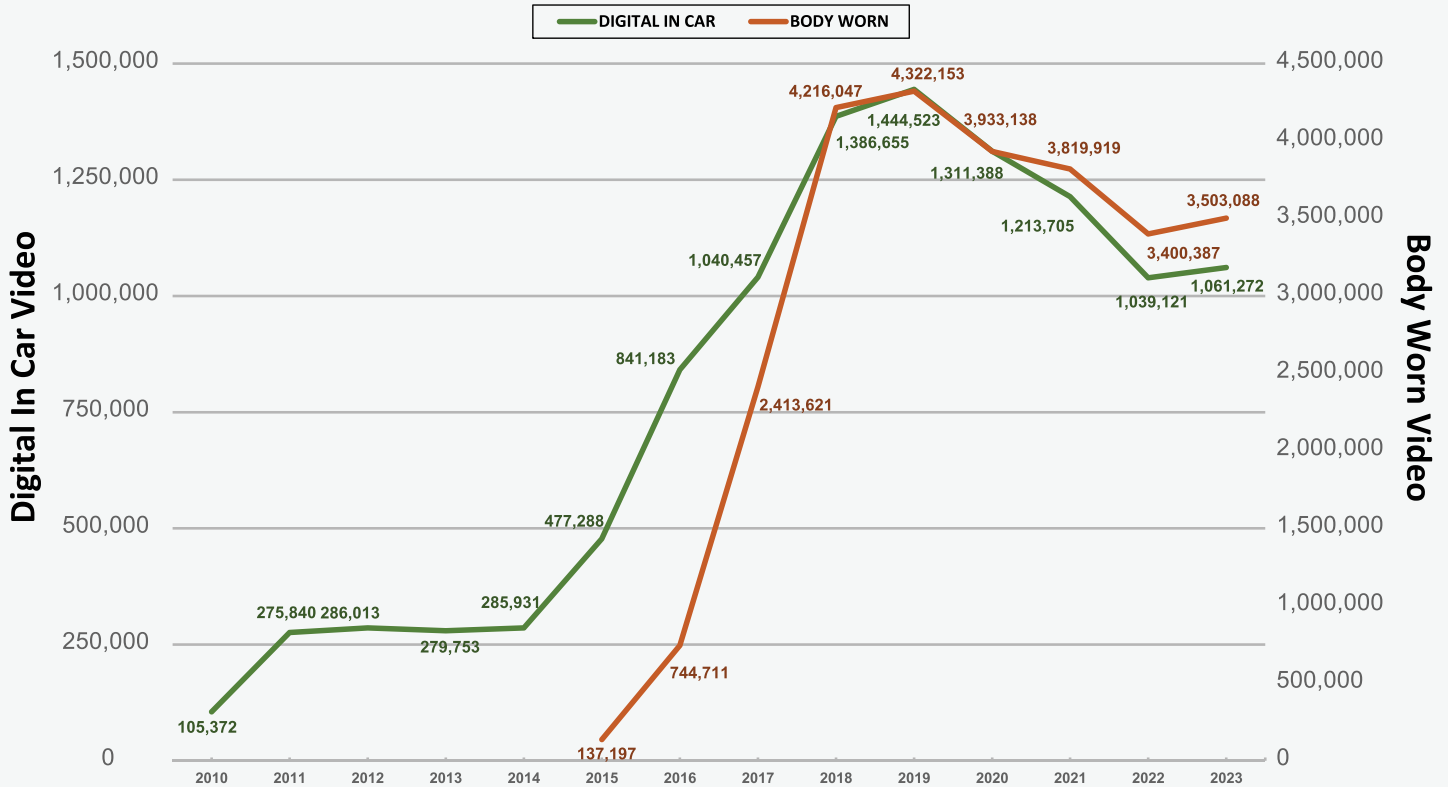
As a leader in 21st Century policing, the Department remains focused on constant improvements and upgrades to our technology. We have developed and deployed the Community Online Reporting Service (CORS) which offers an online portal for community members to report crimes. This system makes crime reporting for specific crimes accessible to community members who cannot, or prefer to not, have face to face interactions with law enforcement. In 2023 the Department further expanded the reports available on the CORS system to include the reporting of Hate Incidents. This feature went live on CORS in January of 2024 after receiving final approval from the Board of Police Commissioners. This new option is in line with our Department Core Value of “Respect for People.”

As a Department we recognize that too often, people who are the victim of hate crimes or hate incidents are reluctant to contact the police due to language barriers, immigration status, or cultural experiences. The Department also recognizes how vital it is to the safety and health of all Angelenos to maintain a comprehensive and thorough reporting system for these incidents. By opening CORS for hate incident reporting, the Department’s goal is to facilitate and promote a more meaningful communication flow between our personnel and our vulnerable and victimized community members.



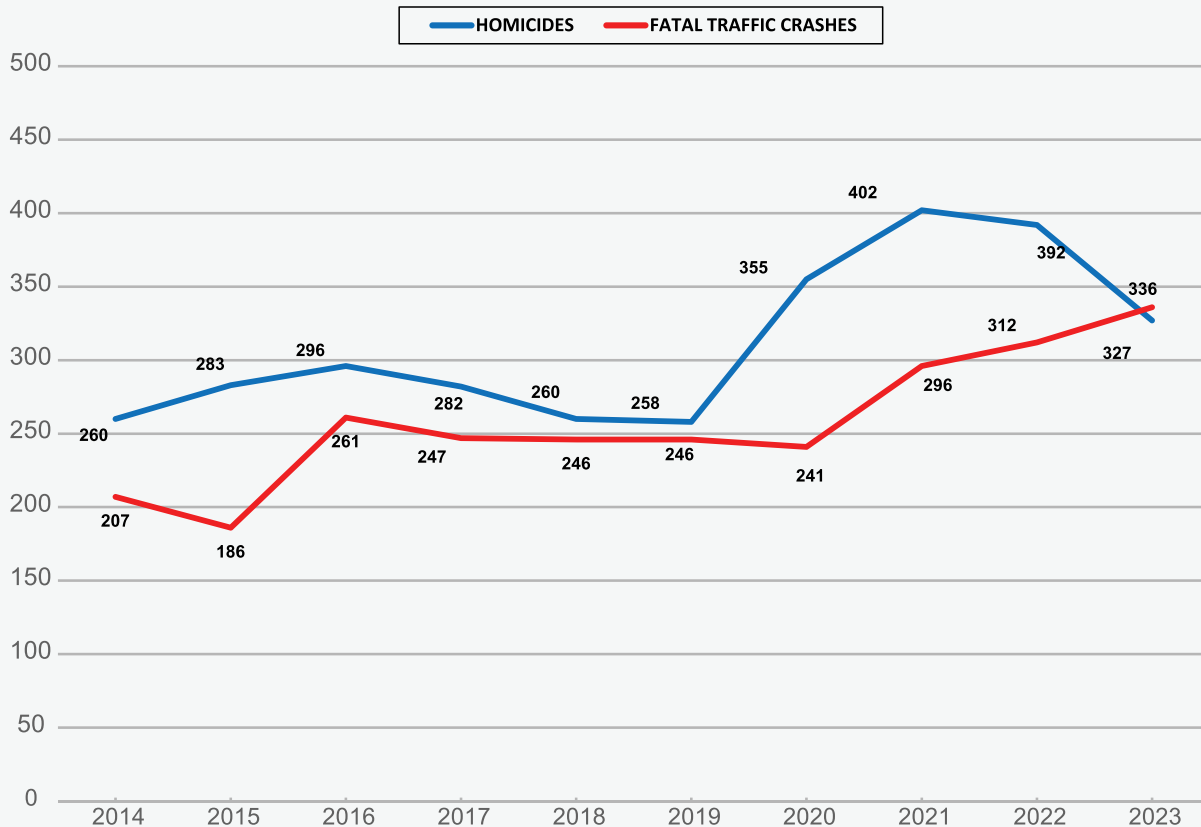
DIGITAL IN CAR & BODY WORN VIDEO COUNT

2010 TO 2023



CITYWIDE HOMICIDES & FATAL TRAFFIC CRASHES

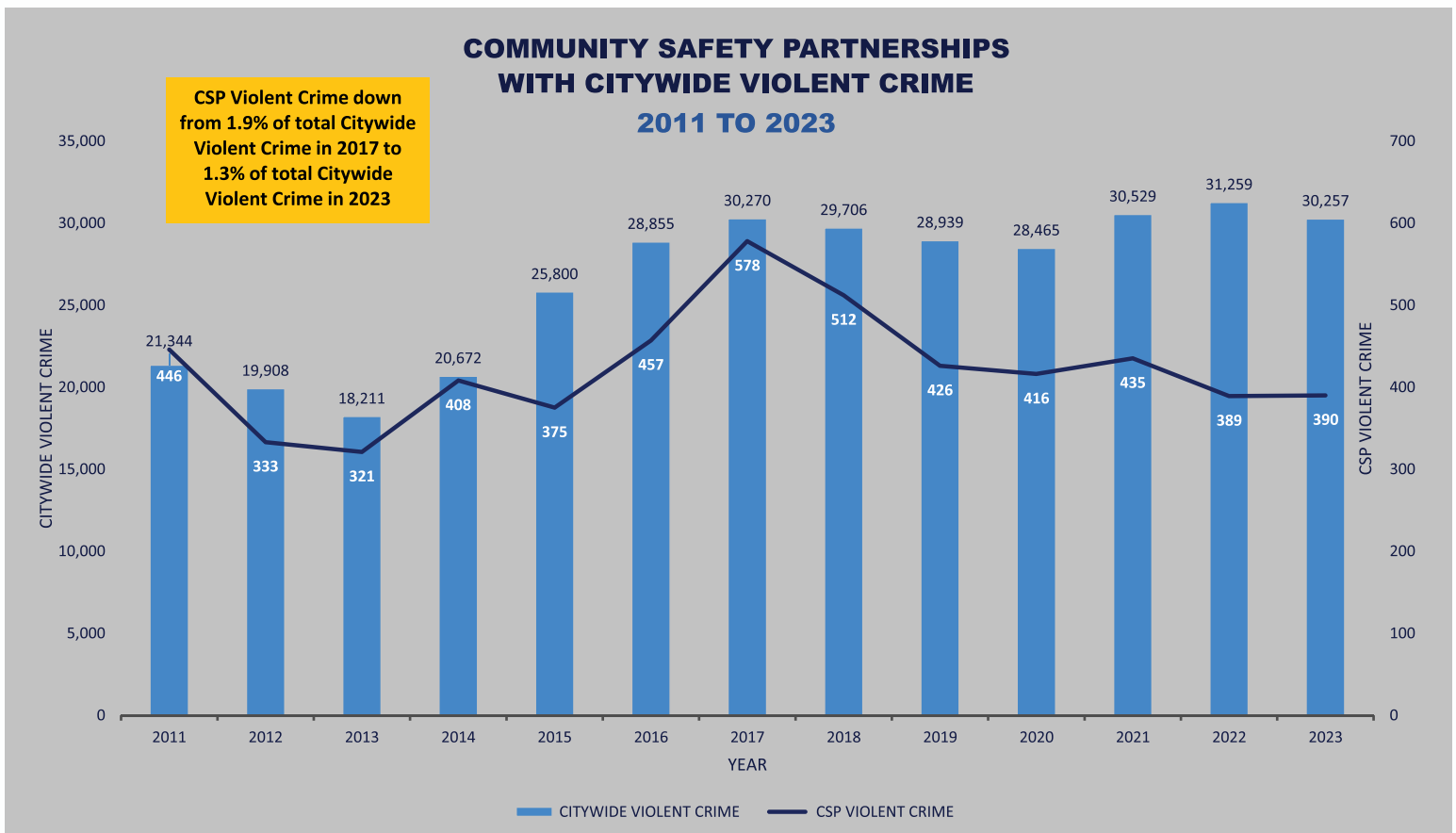
2014 TO 2023



COMMUNITY PARTNERSHIPS

Several years ago, the Department deployed the Community Safety Partnership (CSP) policing model through the creation of the Community Safety Partnership Bureau (CSPB). This Bureau is unique in its approach to policing through a relationship-based model. Our CSPB officers focus on education, enrichment, support, and connection over enforcement. These dedicated officers are entrenched in the CSPB Neighborhood Engagement Areas (NEA), investing years in connecting with and gaining the trust of the residents in those neighborhoods. As the CSPB website shares, the CSP model is “a trust-generating, relationship-based policing strategy,” which “offer opportunities to heal old wounds and building new relationships.” These relationships have proven to be the key in the overall reduction of violent crime across the 10 CPSB sites for more than five years. As a result of the success of the CSPB, the Department is working closely with the Mayor’s Office and the City Council to establish two additional CSPB sites to continue this valuable work in more areas of the City.

The success of the CSP model will not and should not be limited to solely the CSPB sites. The success of these efforts makes it clear that there is much about the CSP model that should be incorporated across the Department. To that end the Department is working to incorporate the CSP into the daily patrol operations across all 21 geographic Areas. While this change cannot happen overnight, it remains an important priority, so much so that it has been included as a part of the Departments 2023-2025 Strategic Plan. While some aspects of traditional policing cannot and should not change, the Department recognizes the value of cooperative and engaged partnerships with the members of the communities we have sworn to protect and serve.



Los Angeles Police Department YEARLY TRAFFIC FATALITIES

| | YTD '23 | YTD '22 | # DIFF | % Change | YTD '23 | YTD '19 | # DIFF | % Change |
|---------------------------------|------------|------------|-----------|--------------|------------|------------|-----------|--------------|
| TOTAL FATALITIES | | | | | | | | |
| OCB | 51 | 59 | -8 | -13.6% | 51 | 46 | 5 | 10.9% |
| OSB | 105 | 99 | 6 | 6.1% | 105 | 64 | 41 | 64.1% |
| OVB | 117 | 100 | 17 | 17.0% | 117 | 86 | 31 | 36.0% |
| OWB | 63 | 54 | 9 | 16.7% | 63 | 50 | 13 | 26.0% |
| CITYWIDE TOTAL | 336 | 312 | 24 | 7.7% | 336 | 246 | 90 | 36.6% |
| HIT & RUN FATALITIES | | | | | | | | |
| OCB | 20 | 15 | 5 | 33.3% | 20 | 10 | 10 | 100.0% |
| OSB | 40 | 39 | 1 | 2.6% | 40 | 23 | 17 | 73.9% |
| OVB | 26 | 17 | 9 | 52.9% | 26 | 18 | 8 | 44.4% |
| OWB | 20 | 15 | 5 | 33.3% | 20 | 11 | 9 | 81.8% |
| CITYWIDE TOTAL | 106 | 86 | 20 | 23.3% | 106 | 62 | 44 | 71.0% |
| DUI INVOLVED FATALITIES | | | | | | | | |
| OCB | 4 | 7 | -3 | -42.9% | 4 | 0 | 4 | NC |
| OSB | 10 | 7 | 3 | 42.9% | 10 | 6 | 4 | 66.7% |
| OVB | 10 | 7 | 3 | 42.9% | 10 | 7 | 3 | 42.9% |
| OWB | 5 | 1 | 4 | 400.0% | 5 | 4 | 1 | 25.0% |
| CITYWIDE TOTAL | 29 | 22 | 7 | 31.8% | 29 | 17 | 12 | 70.6% |
| BICYCLIST FATALITIES | | | | | | | | |
| OCB | 4 | 6 | -2 | -33.3% | 4 | 3 | 1 | 33.3% |
| OSB | 8 | 4 | 4 | 100.0% | 8 | 6 | 2 | 33.3% |
| OVB | 8 | 3 | 5 | 166.7% | 8 | 8 | 0 | 0.0% |
| OWB | 4 | 7 | -3 | -42.9% | 4 | 2 | 2 | 100.0% |
| CITYWIDE TOTAL | 24 | 20 | 4 | 20.0% | 24 | 19 | 5 | 26.3% |
| PEDESTRIAN FATALITIES | | | | | | | | |
| OCB | 32 | 32 | 0 | 0.0% | 32 | 34 | -2 | -5.9% |
| OSB | 57 | 59 | -2 | -3.4% | 57 | 36 | 21 | 58.3% |
| OVB | 53 | 38 | 15 | 39.5% | 53 | 36 | 17 | 47.2% |
| OWB | 37 | 29 | 8 | 27.6% | 37 | 30 | 7 | 23.3% |
| CITYWIDE TOTAL | 179 | 158 | 21 | 13.3% | 179 | 136 | 43 | 31.6% |



TRAFFIC SAFETY

Unfortunately, amid the Citywide reduction in violent crime, a new and disturbing trend developed in 2023 concerning traffic fatalities. For the first time in ten years the City had more deaths as a result of traffic crashes than homicides. This tragic trend is consistent with an increase in traffic fatalities seen in many states across the nation, particularly in the West and Northwestern regions of the United States. As traffic trends return to pre-pandemic levels, the number of traffic related fatalities has increased with the steadily growing number of vehicles on the road. When compared with other states, California's increase in traffic fatalities is among the lowest, however, each number represents a life lost and any increase is unacceptable and warrants a call to action.

Felony hit and run traffic crashes resulting in a death increased by 23 percent in 2023 compared to 2022. Driving Under the Influence (DUI)-related crashes resulting in death increased by nearly 32 percent for the same time period. Finally, traffic crashes where a pedestrian was struck by a vehicle resulting in death increased by 13 percent in 2023 compared to 2022. Homicides attract attention and outrage in the media and the community, and rightly so. However, death as a result of a traffic crash also poses a truly substantial threat to the lives and safety of all Angelenos. Too many of these deaths are preventable, and too many of these deaths take innocent lives. The Department cannot reverse this upward trend without the help of the community. Each resident and visitor to the City has the choice to utilize safe and responsible driving practices. We each have a responsibility to each other to do our part to reduce these tragic and preventable traffic-related deaths.

The majority of the crashes that cause fatalities are attributable to irresponsible and illegal acts behind the wheel. Driving under the influence of alcohol, marijuana, or some other intoxicating substance, driving at speeds which are inherently unsafe, and driving while distracted by texting or other means, are all too often the causes of these traffic crash related deaths. The Department is determined to reverse this upward trend in these truly preventable and tragic deaths. To that end, we have incorporated several goals focusing on traffic safety into our 2023-2025 Strategic Plan. These goals include efforts to expand public education on safe and responsible driving practices and to address dangerous driving behavior through focused enforcement and DUI check points.

The Department cannot reverse this upward trend without the help of the community. Each resident and visitor to the City has the choice to utilize safe and responsible driving practices. We all have a responsibility to each other to do our part to reduce these tragic and preventable traffic-related deaths.





LOOKING FORWARD TO 2024

As 2024 gets underway the Department recognizes that the upward trend in gun violence is concerning and unacceptable. Crime statistics indicate that the driving forces behind much of the gun violence is the proliferation of ghost guns, firearms in the hands of prohibited possessors, and gang-related violence perpetrated with firearms. The Department has been and will continue to employ several strategies to combat and reduce gun violence. The 2023-2025 Strategic Plan includes several goals aimed at reducing gun violence including a continuation and streamlining of the gun buy-back program, supported by Public Safety Announcements (PSAs) and social media campaigns advocating firearm safety and awareness. Other goals include targeting illicit firearm manufacturers, taking guns out of the hands of prohibited possessors, and increased Departmental awareness and use of Gun Violence Restraining Orders.

While 2023 saw a reduction in violent crime, there was a notable increase in property crime particularly burglaries, both residential and commercial. To combat this, the Department intends to increase public awareness of area crime trends through the use of PSAs, community meetings, targeted social media campaigns, and an increase in public-lead neighborhood watch programs. In close partnership with the City Attorney and District Attorney's offices the Department will work to improve criminal case filing rates, ensuring that the perpetrators who commit these crimes are held accountable.

In addition to burglaries the City also faced an increase in organized retail theft and thefts of vehicles, both of which will be a focus for the Department in 2024. Through relentless investigation and prosecution, public safety awareness campaigns, aggressive use of social media, and other crime prevention efforts such as catalytic converter etching and vehicle anti-theft device distribution, the Department will work to reverse the upward trend in these crime categories. As in every effort the Department undertakes, we will continue to engage with and empower our communities as we work together to increase public safety and reduce the fear and incidence of crime in our communities.

In an effort to maximize our partnerships, the Department is well underway in our development of a Real-Time Crime Center (RTCC). The power of the RTCC is the collaborative approach of partnering the City and its resources with the existing infrastructure and investments made by the community to increase the capabilities of the Department in combating crime, increasing community engagement, and reducing victimization across the city. The RTCC will facilitate the flow of information which will empower the Department to address the most pressing public safety needs throughout the diverse communities we serve. The initial roll out of the RTCC will be in three divisions in different bureaus throughout the city. This will allow the Department to assess the effectiveness of the RTCC and to refine best practices and procedures. This exciting venture offers many new possibilities for crime fighting efforts in the future.

Ultimately, 2023 underscored another year in the Department's commitment to the safety and well-being of the diverse communities we serve. The integration of advanced technologies and innovations in field operations further enhanced our enforcement and engagement efforts while upholding our organizational accountability to the public. Through effective and comprehensive training, we will continue to reinforce successful crime reduction strategies while adapting our approach to combat ever-evolving crime trends. Our journey, earmarked with positive organizational transformations, will always be paved with purpose, compassion, and partnership as we continue to lead the nation in 21st Century policing with comprehensive training, strong community safety partnerships, and dedicated service with integrity.

2023 CRIME & INITIATIVES



LOS ANGELES POLICE DEPARTMENT
100 W 1st St. Los Angeles, CA 90012