

# 2023 HOMICIDES



- CITYWIDE THERE WAS A DECREASE OF 17% (-65) IN HOMICIDES IN 2023 COMPARED TO 2022;
- ALL BUREAUS SAW A REDUCTION IN HOMICIDE IN 2023 COMPARED TO 2022; AND,
- OPERATIONS-SOUTH BUREAU HAD THE LARGEST DECREASE OF 23% (-34) IN HOMICIDES IN 2023 COMPARED TO 2022.

# 2023 HOMICIDES CLEARANCE RATES

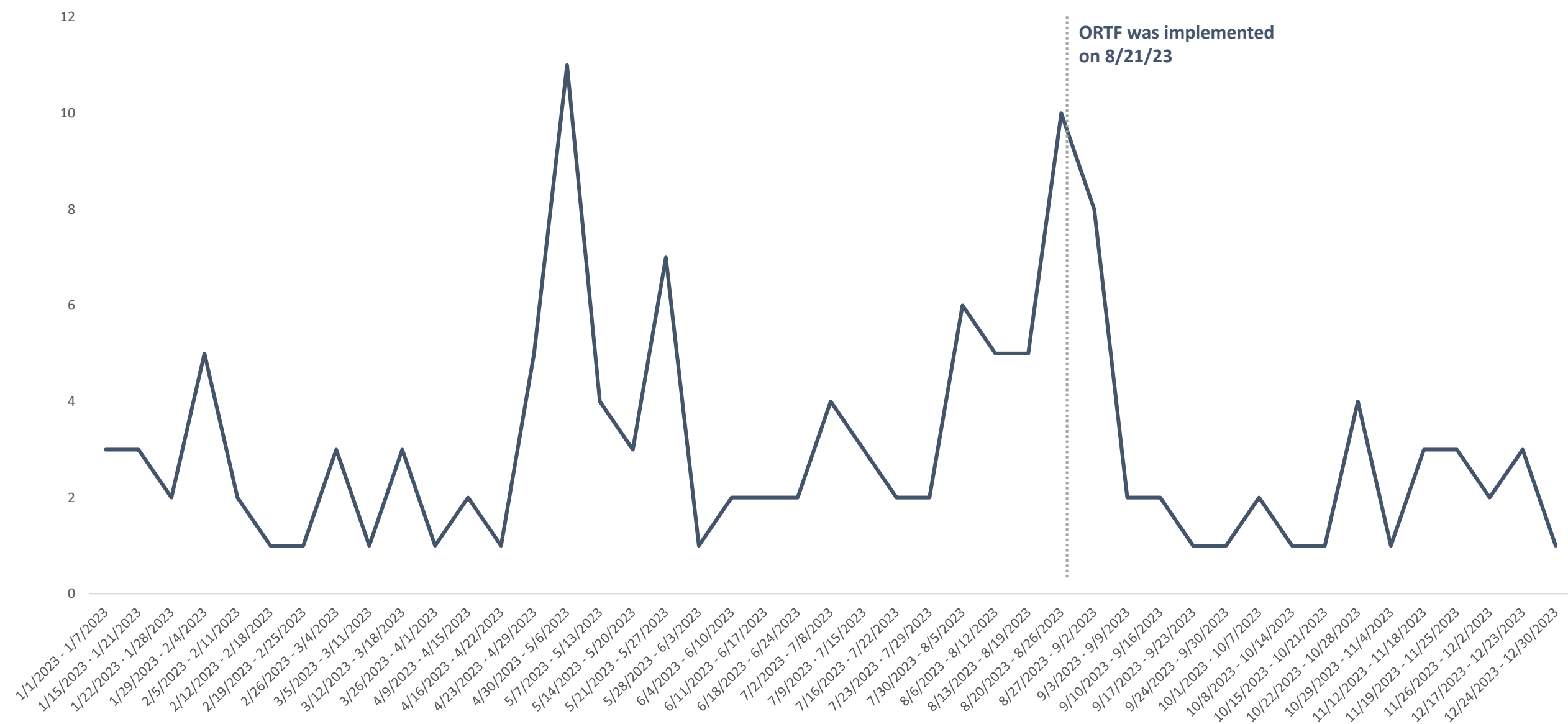


# 2023 VICTIMS SHOT



- CITYWIDE THERE WAS A DECREASE OF 10% (-127) IN VICTIMS SHOT IN 2023 COMPARED TO 2022;
- OPERATIONS-CENTRAL BUREAU, OPERATIONS-SOUTH BUREAU, AND OPERATIONS-VALLEY BUREAU SAW A REDUCTION IN VICTIMS SHOT IN 2023 COMPARED TO 2022; AND,
- OPERATIONS-CENTRAL BUREAU HAD THE LARGEST DECREASE OF 14% (-65) IN VICTIMS SHOT IN 2023 COMPARED TO 2022.


# FLASH ROBBERIES



- **THERE HAVE BEEN 137 FLASH ROBBERIES IN 2023;**
- **THE ORGANIZED RETAIL THEFT TASK FORCE WAS IMPLIMENTED ON AUGUST 21, 2023. IN THE 132 DAYS SINCE THE BEGINNING OF THE TASK FORCE TO THE END OF 2023 THERE HAS BEEN A 33% (-22) REDUCTION IN FLASH ROBBERIES COMPARED TO THE 132 DAYS PRIOR TO THE TASKFORCE; AND,**
- **SINCE AUGUST 21, 2023, THE TASK FORCE HAS CONDUCTED 109 SEARCH WARRANTS, MADE 128 ARRESTS, RECOVERED 15 FIREARMS, AND RECOVERED \$151,000.00 IN PROPERTY.**

# 8,154 FIREARMS SEIZED

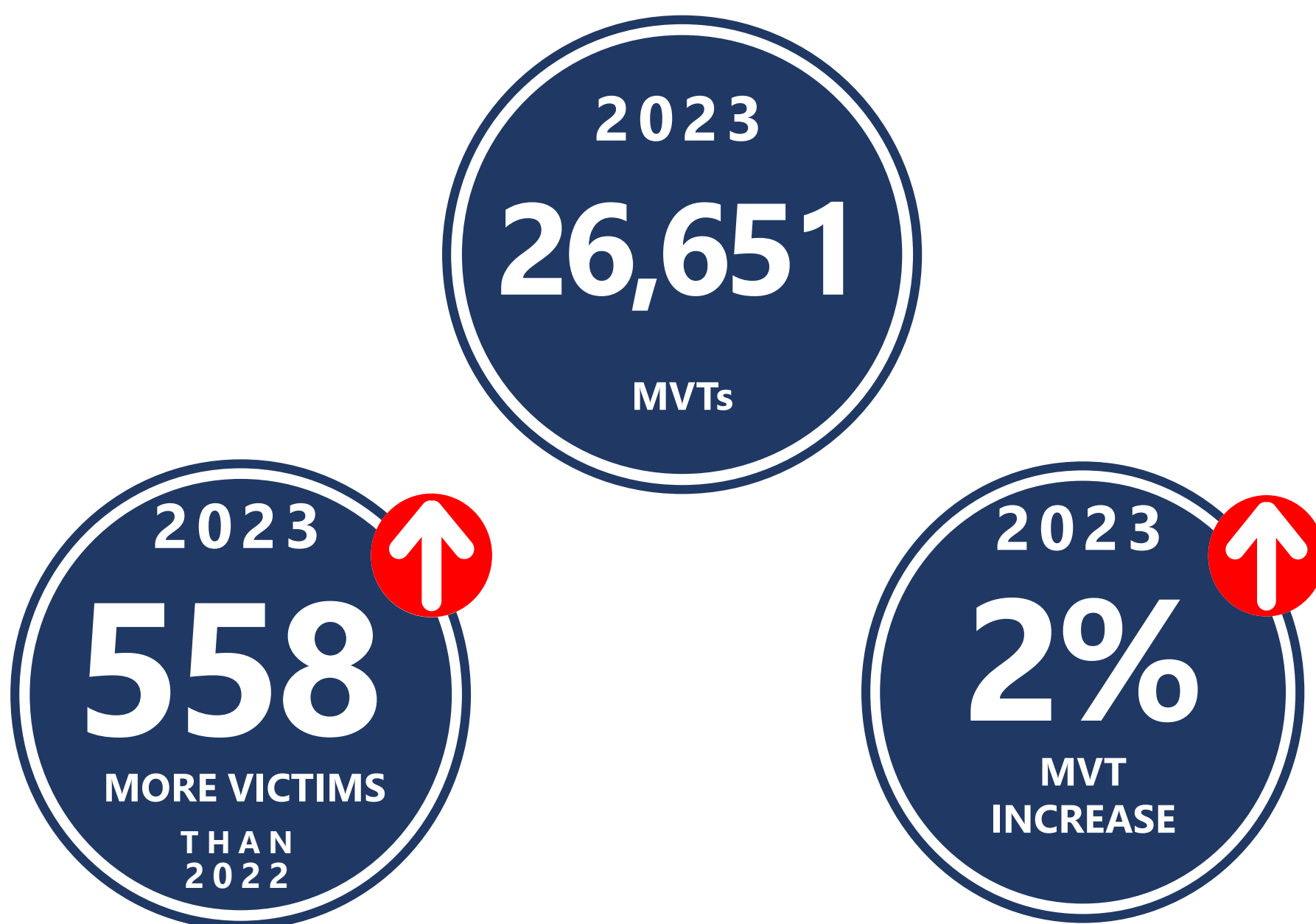
*The Department identified 1,232, or 15%, of the total firearms seized as "ghost guns." This is 474 fewer than the 1,706 ghost guns identified in 2022, a decrease of 28%.*



## 2023 CITYWIDE ROBBERIES WITH A FIREARM

- CITYWIDE ROBBERIES WITH A FIREARM ARE 14% (-380) WHEN COMPARED TO 2022, HOWEVER COMPARED TO 2019 ROBBERIES WITH A FIREARM ARE 16% (+342); AND,
- YTD, ROBBERIES WITH A FIREARM ACCOUNT FOR 28% OF ALL ROBBERIES CITYWIDE.

# 2023 MOTOR VEHICLE THEFTS



- CITYWIDE THERE WAS AN INCREASE OF 2% (+558) IN MOTOR VEHICLE THEFTS IN 2023 COMPARED TO 2022;
- OPERATIONS-SOUTH BUREAU WAS THE ONLY BUREAU WITH AN INCREASE WITH 12% (792) IN MOTOR VEHICLE THEFT IN 2023;
- KIA VEHICLES ACCOUNTED FOR 17% OF TOTAL MVT'S IN 2023, 11% OF ALL MVT'S IN 2022 AND ONLY 2% OF ALL MVT'S IN 2019;
- KIA MVT INCREASED 54% (1,559) IN 2023 COMPARED TO 2022 AND INCREASED 1,407% (4,166) COMPARED TO 2019;
- HYUNDAI VEHICLES ACCOUNTED FOR 13% OF TOTAL MVT'S IN 2023, 10% OF ALL MVT'S IN 2022 AND ONLY 6% OF ALL MVT'S IN 2019; AND,
- HYUNDAI MVT INCREASED 34% (865) IN 2023 COMPARED TO 2022 AND INCREASED 1,248% (3,145) COMPARED TO 2019.

# 2023 THEFTS




- **CITYWIDE THERE WAS AN INCREASE OF 16% (+4,856) IN THEFT IN 2023 COMPARED TO 2022;**
- **ALL BUREAUS SAW INCREASES IN THEFT IN 2023 COMPARED TO 2022; AND,**
- **OPERATIONS-VALLEY BUREAU HAD THE LARGEST INCREASE OF 19% (+1,516) IN THEFT IN 2023 COMPARED TO 2022.**

# QR CODE TO 2023 HOMICIDE VICTIMS

For a list of the reported

<https://www.lapdonline.org/lapd-homicide-victim/>



homicide victims, scan or  
visit <https://www.lapdonline.org/lapd-homicide-victim/>

The QR code is a square grid of blue dots, with four circular markers at the corners, each containing a smaller blue square. The QR code is centered on the page and is the primary visual element for accessing the data.