

Los Angeles Police Department
COP's MONTHLY USE OF FORCE SNAPSHOT
 As of February 29, 2024

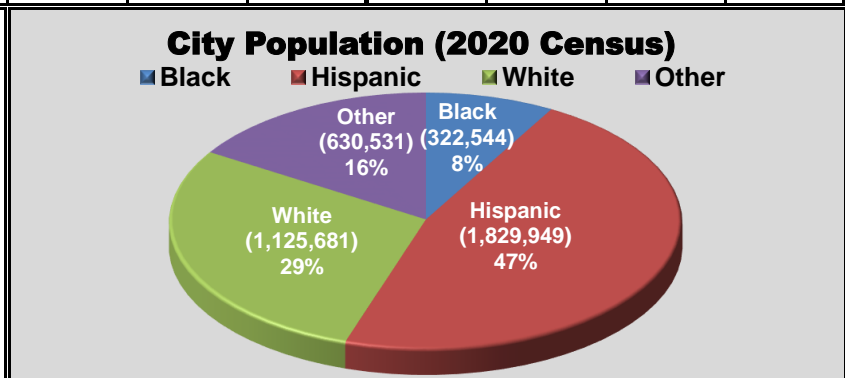
PUBLIC CONTACTS	YTD 2024 (Thru 2/29)	YTD 2023 (Thru 2/28)	Diff	% Chg	YTD 2024 (Thru 2/29)	5-Year YTD Avg (Thru 2/29)	Diff	% Chg
Stops	57,467	52,854	4,613	8.7%	57,467	82,299	-24,832	-30.2%
Calls For Service*	124,556	125,051	-495	-0.4%	124,556	139,758	-15,202	-10.9%
# of Public Contacts (Stops & Calls)	182,023	177,905	4,118	2.3%	182,023	222,056	-40,033	-18.0%
Arrests (All - LAPD Only)	9,552	8,042	1,510	18.8%	9,552	10,238	-686	-6.7%
Total UOF (Excl. UD/Dog)**	226	266	-40	-14.9%	226	355	-129	-36.4%
% UOF vs Contacts	0.12%	0.15%			0.12%	0.16%		
% UOF vs Arrests	2.37%	3.30%			2.37%	3.47%		

CRIMES	YTD 2024 (Thru 2/29)	YTD 2023 (Thru 2/28)	Diff	% Chg	YTD 2024 (Thru 2/29)	5-Year YTD Avg (Thru 2/29)	Diff	% Chg
Homicides	51	43	8	18.6%	51	51.0	0	0.0%
Aggravated Assaults	2,935	2,952	-17	-0.6%	2,935	2,789.4	146	5.2%
Victims Shot	213	188	25	13.3%	213	185.2	28	15.0%
Violent Crime	4,562	4,478	84	1.9%	4,562	4,550.0	12	0.3%
Part I Crime	21,548	22,001	-453	-2.1%	21,548	20,510.8	1,037	5.1%
Attacks on PO (Agg & Simple)	114	122	-8	-6.6%	114	126.6	-13	-10.0%
Firearms Booked (excl. buyback)	1,259	1,275	-16	-1.3%	1,259	1,206.2	53	4.4%

NON-CATEGORICAL	YTD 2024 (Thru 2/29)	YTD 2023** (Thru 2/28)	Diff	% Chg	YTD 2024 (Thru 2/29)	5-Year** YTD Avg (Thru 2/29)	Diff	% Chg
NON-CATEGORICAL INCIDENTS								
All NCUOF Incidents	220	256.6	-37	-14.3%	220	347.5	-127	-36.7%
Use of Less-Lethal Force***								
Incidents with Taser	29	33.7	-5	-13.9%	29	37.6	-9	-22.9%
Incidents with Bean Bag	4	2.8	1	43.1%	4	5.5	-1	-27.1%
Incidents with 40mm	10	12.3	-2	-18.9%	10	11.5	-1	-12.8%
Incidents with two or more of the above weapons	4	3.9	0	1.4%	4	4.8	-1	-16.1%
INJURIES (UOF-related)								
Officer	92	90.9	1	1.2%	92	119.7	-28	-23.2%
Suspect	130	155.5	-26	-16.4%	130	167.9	-38	-22.6%
SUSPECT'S CONDITION								
Perceived Mental Illness	29	32.2	-3	-10.0%	29	63.0	-34	-54.0%
Perceived Under the Influence	53	64.1	-11	-17.3%	53	96.3	-43	-45.0%
Perceived Mental Ill and Under Infl. (Both)	15	23.3	-8	-35.7%	15	43.3	-28	-65.3%
Perceived Homeless	78	83.5	-6	-6.6%	78	121.9	-44	-36.0%

Notes:
 Data is preliminary and may be subject to change.
 *Radio Calls exclude officer-initiated activities such as help call, assistance call, back up call, traffic stops and Code 6.
 **YTD 2024 and 5-Year YTD Average is calculated based on the number of incidents for the year divided by 365 and then multiplied by the number of days YTD.
 ***Incidents may also include incidents in which multiple force options are used.

Sources:
 Attack on PO - COMPSTAT (CAMS); STOP - ITB/ADSD;
 City Population from ITB/GIS based on 2020 Census
 Crime and Arrest data from ITB's ADSD and COMPSTAT Division (CAMS);
 Firearms Booked - Evidence and Property Management Division
 Non-CAT Use of Less-Lethal Force - COMPSTAT (Cognos)
 Radio Calls - ITB/ADSD; NCUOF - ITB/ADSD



Los Angeles Police Department
COP'S MONTHLY USE OF FORCE SNAPSHOT
As of February 29, 2024

CATEGORICAL (OIS Only)	YTD 2024 (Thru 2/29)	YTD 2023** (Thru 2/28)	Diff	% Chg	YTD 2024 (Thru 2/29)	5-Year** YTD Avg (Thru 2/29)	Diff	% Chg
CUOF INVOLVING SUSPECTS								
Officer-Involved Shootings	5	5.6	-1	-10.5%	5	5.1	0	-1.9%
Hit	3	4.8	-2	-37.1%	3	3.8	-1	-21.3%
No-Hit	2	0.8	1	143.3%	2	1.3	1	56.0%
Fatal	1	2.6	-2	-62.0%	1	2.2	-1	-53.9%
Suspect Weapons								
Firearm	3	2.1	1	40.4%	3	2.8	0	8.6%
Replica Firearm / Pellet Gun	1	0.7	0	52.1%	1	0.4	1	153.5%
Edged Weapon	0	2.0	-2	-100.0%	0	1.4	-1	-100.0%
Blunt Force Weapon	0	0.3	0	-100.0%	0	0.2	0	-100.0%
Disarming or Att to Disarm Officer	0	0.0	0	NC	0	0.1	0	-100.0%
Simulated Weapon	1	0.0	1	NC	1	0.2	1	406.9%
Furtive Movement	0	0.2	0	-100.0%	0	0.9	-1	-100.0%
Other Deadly Threat (Veh, Phys Force, etc.)	0	0.3	0	-100.0%	0	0.8	-1	-100.0%
How was Contact Initiated (All OIS's)								
Public Request								
Calls for Service (By Phone)	3	3.6	-1	-17.0%	3	2.9	0	4.9%
Citizen Flag Down (In Person)	0	0.3	0	-100.0%	0	0.4	0	-100.0%
Officer Initiated								
Vehicle Stop	2	0.2	2	1116.7%	2	0.4	2	406.9%
Pedestrian Stop	0	0.8	-1	-100.0%	0	0.7	-1	-100.0%
Pre-Planned (Arrest/Search Warrant, Special Op, etc.)	0	0.2	0	-100.0%	0	0.1	0	-100.0%
Off Duty	0	0.3	0	-100.0%	0	0.3	0	-100.0%
Suspect Initiated								
Ambush	0	0.2	0	-100.0%	0	0.3	0	-100.0%
INJURIES (UOF-related)								
Officer	0	0.3	0	-100.0%	0	0.6	-1	-100.0%
Suspect (Non Fatal Injury)	2	2.1	0	-6.4%	2	1.8	0	12.7%
SUSPECT'S CONDITION								
Perceived Mental Illness	0	2.0	-2	-100.0%	0	1.6	-2	-100.0%
Perceived Under the Influence	1	0.7	0	52.1%	1	0.9	0	8.6%
Perceived Mental Ill and Under Infl. (Both)	0	1.0	-1	-100.0%	0	0.5	-1	-100.0%
Perceived Homeless	0	2.1	-2	-100.0%	0	1.2	-1	-100.0%
Perceived Suicide by Cop***	0	0.5	0	-100.0%	0	0.6	-1	-100.0%

Notes:

Data is preliminary and may be subject to change.

**YTD 2024 and 5-Year YTD Average is calculated based on the number of incidents for the year divided by 365 and then multiplied by the number of days YTD.

***Perceived Suicide by Cop can include Perceived Mental Illness and Perceived Under the Influence

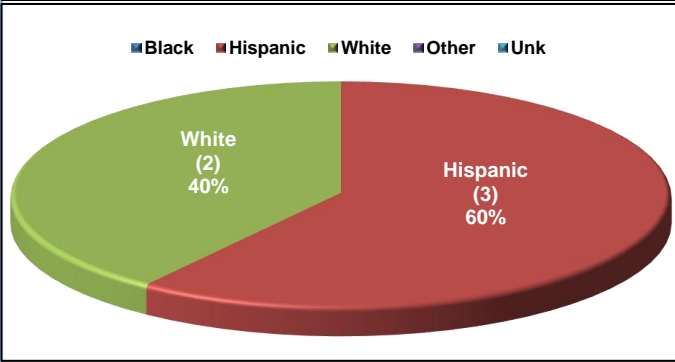
Sources:

CUOF - CIRD and FID

Los Angeles Police Department

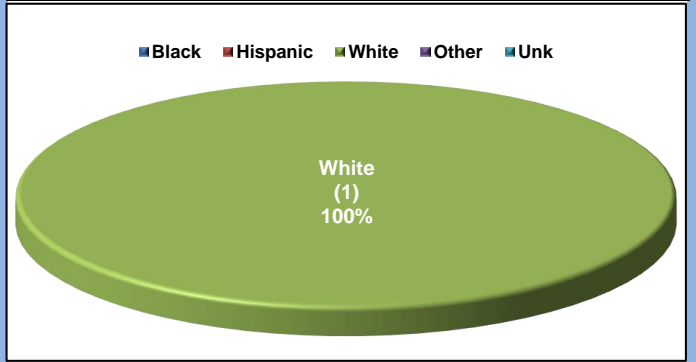
OIS Subject (Thru 2/29/24)

Descent	Black	Hispanic	White	Other	Unk	Total All
Count	0	3	2	0	0	5



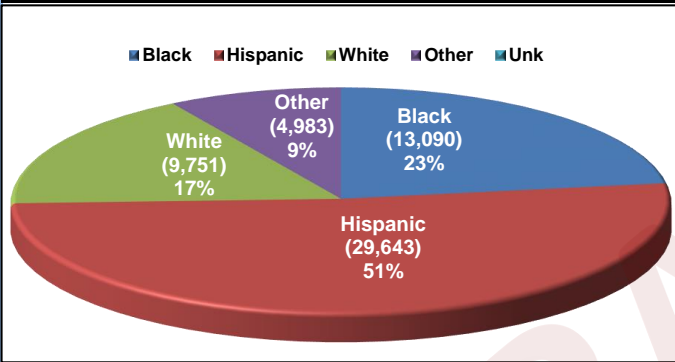
OIS (Fatal) Subject (Thru 2/29/24)

Descent	Black	Hispanic	White	Other	Unk	Total All
Count	0	0	1	0	0	1



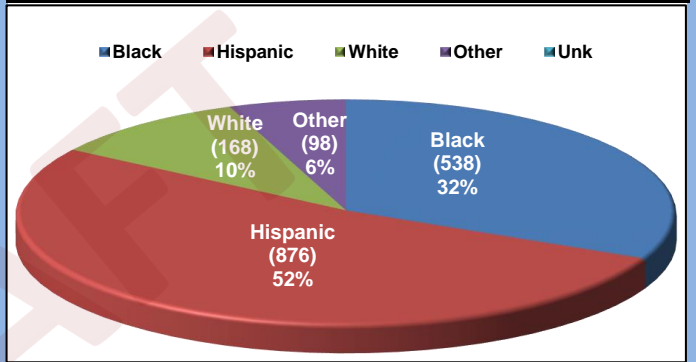
STOP Data - Subject (Thru 2/29/24)

Descent	Black	Hispanic	White	Other	Unk	Total All
Count	13,090	29,643	9,751	4,983	0	57,467



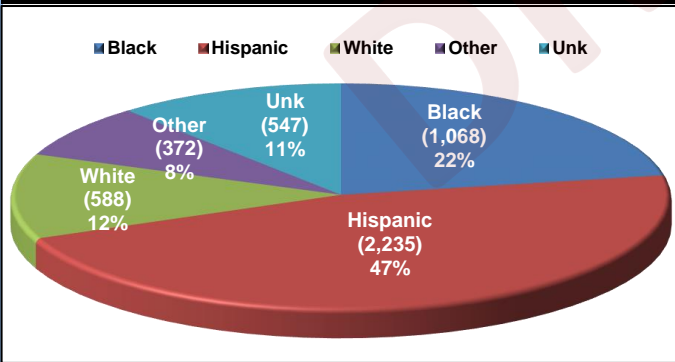
Violent Crime Arrests (Thru 2/29/24)

Descent	Black	Hispanic	White	Other	Unk	Total All
Count	538	876	168	98	0	1,680



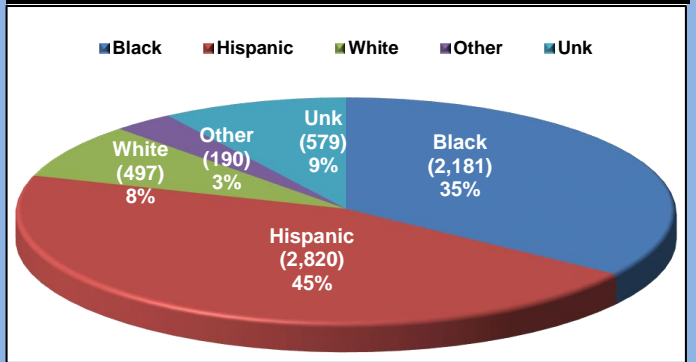
Violent Crime Victim (Thru 2/29/24)

Descent	Black	Hispanic	White	Other	Unk	Total All
Count	1,068	2,235	588	372	547	4,810



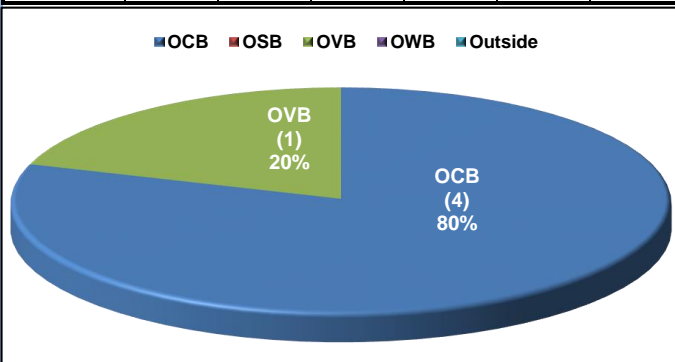
Violent Crime Suspects (Thru 2/29/24)

Descent	Black	Hispanic	White	Other	Unk	Total All
Count	2,181	2,820	497	190	579	6,267



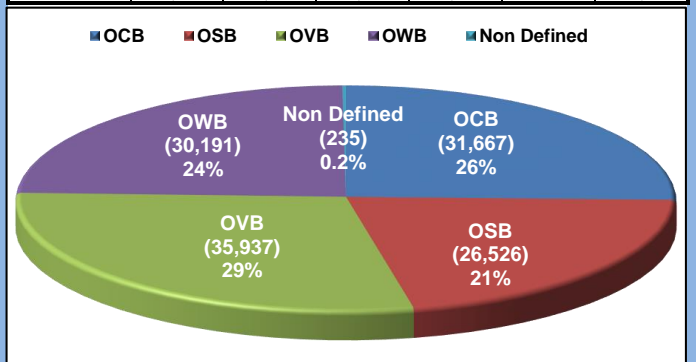
OIS by Bureau (Thru 2/29/24)

Bureau	OCB	OSB	OVB	OWB	Outside	Total All
Count	4	0	1	0	0	5



Calls for Service by Bureau (Thru 2/29/24)

Bureau	OCB	OSB	OVB	OWB	Non Defined	Total All
Count	31,667	26,526	35,937	30,191	235	124,556



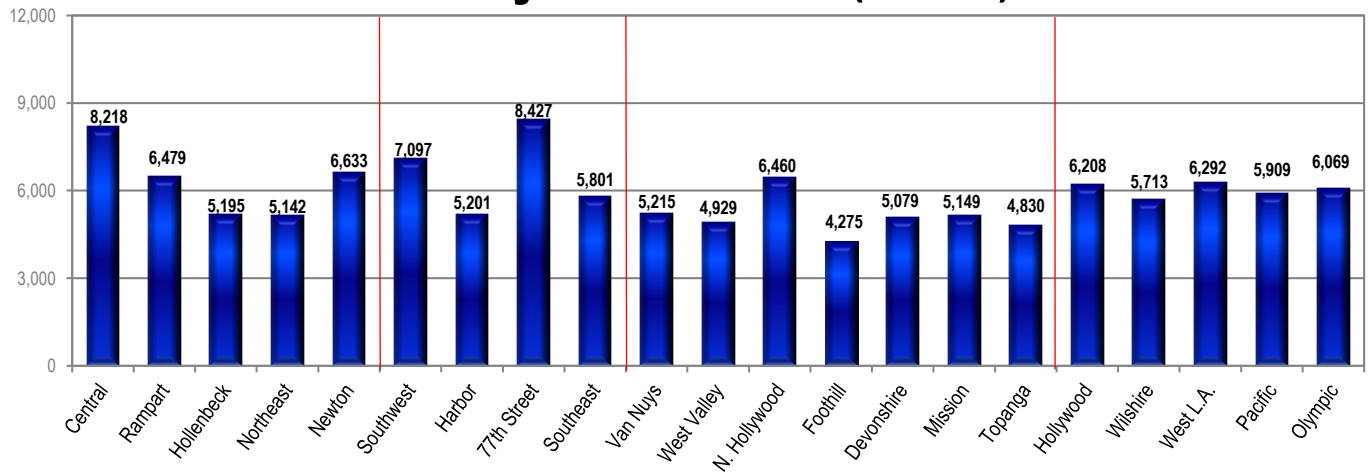
Los Angeles Police Department

Calls for Service

YTD '24, YTD '23 and 5-Year YTD Average (Thru 2/29)

Bureaus / Areas	YTD '24	YTD '23	Diff	% Change	YTD '24	5-Year YTD Avg	Diff	% Change
OCB								
Central	8,218	8,454	-236	-2.8%	8,218	8,798	-580	-6.6%
Rampart	6,479	6,152	327	5.3%	6,479	6,750	-271	-4.0%
Hollenbeck	5,195	5,095	100	2.0%	5,195	5,703	-508	-8.9%
Northeast	5,142	5,195	-53	-1.0%	5,142	6,172	-1,030	-16.7%
Newton	6,633	6,475	158	2.4%	6,633	7,068	-435	-6.1%
OCB Total	31,667	31,371	296	0.9%	31,667	34,491	-2,824	-8.2%
OSB								
Southwest	7,097	6,914	183	2.6%	7,097	7,461	-364	-4.9%
Harbor	5,201	5,002	199	4.0%	5,201	5,805	-604	-10.4%
77th Street	8,427	8,272	155	1.9%	8,427	9,294	-867	-9.3%
Southeast	5,801	5,767	34	0.6%	5,801	6,523	-722	-11.1%
OSB Total	26,526	25,955	571	2.2%	26,526	29,082	-2,556	-8.8%
OVB								
Van Nuys	5,215	5,549	-334	-6.0%	5,215	6,139	-924	-15.0%
West Valley	4,929	5,299	-370	-7.0%	4,929	5,820	-891	-15.3%
N. Hollywood	6,460	6,656	-196	-2.9%	6,460	7,109	-649	-9.1%
Foothill	4,275	4,306	-31	-0.7%	4,275	4,977	-702	-14.1%
Devonshire	5,079	5,162	-83	-1.6%	5,079	5,552	-473	-8.5%
Mission	5,149	5,051	98	1.9%	5,149	5,919	-770	-13.0%
Topanga	4,830	4,799	31	0.6%	4,830	5,565	-735	-13.2%
OVB Total	35,937	36,822	-885	-2.4%	35,937	41,080	-5,143	-12.5%
OWB								
Hollywood	6,208	6,441	-233	-3.6%	6,208	7,533	-1,325	-17.6%
Wilshire	5,713	5,962	-249	-4.2%	5,713	6,662	-949	-14.3%
West L.A.	6,292	6,164	128	2.1%	6,292	6,923	-631	-9.1%
Pacific	5,909	5,901	8	0.1%	5,909	7,396	-1,487	-20.1%
Olympic	6,069	6,233	-164	-2.6%	6,069	6,379	-310	-4.9%
OWB Total	30,191	30,701	-510	-1.7%	30,191	34,893	-4,702	-13.5%
Non Defined Areas	235	202	33	16.3%	235	212	23	11.1%
Grand Total	124,556	125,051	-495	-0.4%	124,556	139,758	-15,202	-10.9%

CFS by Area - YTD '24 (Thru 2/29)



Note: Includes ALL dispatched calls (excluding help call, assistance call, back up call, traffic stops and Code 6).
Source: ITG/ADSD

DEFINITION OF TERMS

STOP: A temporary detention where a person is not free to leave and is initiated by officer's own observations. A Pedestrian Stop is any instance where an officer performs a stop of a person who is not in a motor vehicle. A Motor Vehicle Stop is any instance where an officer directs a person operating a motor vehicle of any type to stop and the driver is detained for any length of time.

CALLS FOR SERVICE*: Any radio call generated by communications in response to a call from the public.

ARRESTS (ALL – LAPD ONLY): All arrests (felony, misdemeanor, release-from-custody) made by LAPD officers.

HOMICIDE: The willful (non-negligent) killing of one human being by another. FBI's UCR DEFINITION

AGGRAVATED ASSAULT: An unlawful attack by one person upon another for the purpose of inflicting severe or aggravated bodily injury. This type of assault usually is accompanied by the use of a weapon or by means likely to produce death or great bodily harm. FBI's UCR DEFINITION

VICTIMS SHOT: Victim's body (any part) is penetrated by a bullet / projectile from a firearm.

VIOLENT CRIME: Volent crime is composed of four offenses: Criminal Homicide, Rape, Robbery, and Aggravated Assault. Violent crimes are defined in the UCR Program as those offenses which involve force or threat of force. FBI's UCR DEFINITION

PART I CRIME: Part I offense classification includes: Criminal Homicide, Rape, Robbery, Aggravated Assault, Burglary, Larceny-Theft (except motor vehicle theft) and Motor Vehicle Theft. FBI's UCR DEFINITION

ATTACKS ON P.O. (AGG & SIMPLE): ADW against a police officer (LAPD only) and Battery on a police officer (LAPD only). LAPD's CCAD CODE MANUAL

GUNS RECOVERED: Any gun recovered by LAPD personnel. Excludes guns turned in during the gun buy-back program.

USE OF FORCE

TOTAL CATEGORICAL: All EXCEPT animal shootings and unintentional discharges.

OFFICER-INVOLVED SHOOTING: For the purpose of this report, any discharge of a firearm by an officer at a human being. Note: this excluded all unintentional and animal shootings

Hit: Those incidents in which an officer discharges his/her firearm and the bullet fired makes contact with a human being.

Non-Hit: Those incidents in which an officer discharges his/her firearm and the bullet fired misses the targeted person and no human being is struck by the bullet.

Fatal: Those incidents in which an officer discharges his/her firearm, the bullet(s) makes contact with a human being, and when at least one of those bullets discharged causes death.

USE OF FORCE Cont'd

SUSPECT WEAPONS:

Firearm: A weapon, such as a pistol, revolver, shotgun or rifle capable of firing a projectile using an explosive charge as a propellant.

Replica Firearm, Pellet Gun, Air Soft, etc.: Any instrument that resembles a real pistol or revolver, but does not fire bullets (toy, starter pistol, movie prop). Air soft guns are designed to be realistic replica firearms. They are a special type of air gun, that fire spherical projectiles of many different materials, including (but not limited to) plastic, and biodegradable material. Pellet gun/Pellet Rifle is an air gun (often called pellet gun or BB gun depending on the projectile) that propels projectiles by means of compressed air or other gas, in contrast to firearms, which use an explosive charge. The rifle and pistol (air rifle and air pistol) typically propel metallic projectiles, either pellets, or BBs. Certain types of air guns, usually rifles, may also propel arrows or darts with feathers.

Edged Weapon: Any weapon or instrument that has a sharpened edge for cutting, slicing, slashing or a sharpened point for stabbing, thrusting or puncturing, is an edged weapon. Common edged weapons include spears, maces, clubs, halberds, axes, forks, farm tools, picks and the endless variety of daggers, knives and swords.

Blunt Force Weapon: Any solid object that can be used as a weapon, which damages its target by applying direct mechanical force, and has no penetrating point or edge, or is wielded so that the point or edge is not the part of the weapon that inflicts the injury. Blunt instruments may be contrasted with edged weapons, which inflict injury by cutting or stabbing, or projectile weapons, where the projectiles, such as bullets, which are accelerated to a penetrating speed.

Blunt instruments typically inflict blunt force trauma, causing bruising, fractures and other internal bleeding. Depending on the parts of the body attacked, organs may be ruptured or otherwise damaged. Attacks with a blunt instrument may be fatal.

Disarming or Attempt to Disarm Officer: Those incidents where an officer perceives that a suspect is attempting to disarm the officer by reaching, or grabbing his/her firearm, or a firearm of another police officer.

Simulated Weapon: Those occasions when a person's physical movement or mannerism is done in such a way as to feign being both in possession of and engages in movement(s) consistent with the intent on using a deadly weapon (firearm, replica, edged, blunt, etc.).

Furtive Movement: Is a sudden movement reasonably consistent with arming themselves with a weapon and not reasonably consistent with anything else under the circumstances.

Other Deadly Weapons: Any weapon not described above that could cause serious bodily injury.

HOW WAS CONTACT INITIATED

Public Request

Calls for Service (Telephone or other technical means): Those requests for police service that are made via telephone, TTD, or other device and is usually processed through Communications Division.

Citizen/Public Flag Down (In Person): Those requests for police services that are made by a person(s) contacting an officer(s) directly, while in the field.

USE OF FORCE Cont'd

Officer Initiated

Vehicle Stop: Those incidents where officers use the emergency lights, or emergency lights and siren to stop a suspected traffic violator or the officers have reasonable suspicion to believe the suspect(s) to be stopped is involved in criminal activity and is either driving and or a passenger in a motor vehicle.

Pedestrian Stop: Those incidents where officers use the lights, or lights and siren, or make a command, or even a request, for a person to stop or converse. The officers should have reasonable suspicion to believe the suspect to be stopped is involved in criminal activity.

Note: This box will also capture any incident arising from a consensual encounter.

Pre-Planned (Arrest/Search Warrant, Special Ops, etc.): Those activities that were pre-planned, such as Search or Arrest Warrant service, a Task Force or any type of activity that requires an Operational Plan.

Off Duty: Those incidents where the officer(s) was off-duty and not conducting official Department business prior to the OIS.

Suspect Initiated (Ambush): An act or an instance so as to attack by surprise or lure Officers resulting in an OIS.

INJURIES

Officer: The officer(s) involved sustained an injury. (Number of incidents in which officer was injured, not total number of officers injured.)

Suspect (Non-Fatal Injury): The suspect(s) involved sustained an injury. (Number of incidents in which suspect was injured, not total number of suspects injured.)

SUSPECT'S CONDITION

Perceived Mental Illness: The officer(s) involved were given information or otherwise believed the suspect suffered from mental illness.

Perceived Under the Influence: The officer(s) involved were given information or otherwise believed the suspect was under the influence of alcohol and/or drugs.

Perceived Under the Influence (Both): The officer(s) involved were given information or otherwise believed the suspect suffered from mental illness and was also under the influence of alcohol and or drugs.

Perceived Homeless: The officer(s) involved were given information or otherwise believed the suspect was homeless.

Perceived Suicide by Cop: Those incidents where the suspect appeared to intentionally provoke officers into believing that he posed a deadly threat that resulted in an OIS.

NON-CATEGORICAL INCIDENTS

All NCUOF Incidents: Those reportable Use of Force incidents that are not deemed Categorical.

USE OF LESS-LETHAL FORCE

Taser: Those incidents that involved the use of the Taser.

Bean Bag: Those incidents that involved the use of the Bean Bag.

40mm: Those incidents that involved the use of the 40mm.

Two or more less-lethal (used): Those incidents that involved the use of two or more combination of Taser, Bean Bag Shotgun and/or 40 mm Launcher.