



LOS ANGELES  
POLICE COMMISSION

# PHILANTHROPY REPORT

2022

COMMISSION INVESTIGATION DIVISION  
CHARITABLE SERVICES SECTION (CSS)



# ABOUT THE POLICE COMMISSION

Under the City Charter, the Board of Police Commissioners is the head of the Police Department. The Board sets overall policy while the Chief of Police manages the daily operations of the Department and implements the Board's policies or policy direction and goals.

The Board of Police Commissioners, originally created in the 1920's, is comprised of five civilians who donate their time to the City while maintaining their professional careers. They are appointed by the Mayor and confirmed by the City Council. The Commissioners serve a maximum of two five-year terms. The Commissioners routinely spend 25-50 hours per week on Commission business, and serve as the citizens' voice in police affairs and as a means of ensuring more responsive and effective City government.

The Commissioners' concerns are reflective of the community-at-large, and their priorities include implementing recommended reforms, improving service to the public by the Department, reducing crime and the fear of crime, and initiating, implementing and supporting community policing programs.





**BOARD OF POLICE COMMISSIONERS**  
**LOS ANGELES POLICE DEPARTMENT**  
JOHN W. MACK POLICE COMMISSION HEARING ROOM



# **BOARD OF POLICE COMMISSIONERS**

**Dr. ERROLL G. SOUTHERS**  
President

**RASHA GERGES SHIELDS**  
Vice-President

**WILLIAM J. BRIGGS, II**  
**MARIA LOU CALANCHE**  
**FABIAN GARCIA**  
Members



LOS ANGELES POLICE COMMISSION  
**PHILANTHROPY REPORT 2022**  
COMMISSION INVESTIGATION DIVISION  
CHARITABLE SERVICES SECTION (CSS)

---

**RICHARD M. TEFANK**

Executive Director  
Los Angeles Police Commission

**SCOTT MOFFITT**

Commanding Officer  
Commission Investigation Division (CID)

---

**SANDRA MENDOZA**

Officer In Charge  
Charitable Services Section

**ALONSO CUEVAS**

Senior Auditor

**DION TO**

Investigator

**HO EUN**

Investigator

**KEN TRAN**

Investigator

---

**EDITORIAL**

**SCOTT MOFFITT**  
**SANDRA MENDOZA**  
Editors

**SANDRA MENDOZA**  
**HO EUN**  
Statistical Analysis

October 2023



# INTRODUCTION

The Commission Investigation Division's Charitable Services Section (CSS) is responsible for regulating and monitoring Charitable activities, Bingo Gaming Enforcement, and investigations related to non-profit organizations throughout the City of Los Angeles.

The regulatory program includes receiving and investigating Notice of Intention to Solicit Charitable Contribution applications to ensure compliance with the City's Charitable Solicitation Ordinance, issuing Information Cards, and reviewing the Reports of Results of each solicitation. (Los Angeles Municipal Code Sec. 44.02 and 44.04).

A charitable solicitation may be designated as a Special Event or a General Appeal. Within 30 days after the end of the solicitation, the solicitation agency shall file a Report of Results of Activity. (Los Angeles Municipal Code Sec. 44.04 and 44.10).

The Section is comprised of civilian investigators and administrative personnel whose main function is to ensure charitable and non-profit organizations comply with Section 44.04, Article 4, of the Los Angeles Municipal Code and the City's Charitable Solicitation Ordinance No. 185,605, Eff. 7/8/18.

All activity regulated by the Charitable Services Section are examined and analysis reports are acted upon by the Police Permit Review Panel, which is empowered by the Board of Police Commissioners. Angelenos and constituents of the City of Los Angeles are encouraged to contact the Charitable Services Section to report suspicious or illegal activity related to charitable events and/or nonprofit organizations, via phone: (213) 996-1260, or by email: [pccharity@lapd.online](mailto:pccharity@lapd.online).





# PHILANTHROPY REPORT

This report has been produced as allowed by the Los Angeles Municipal Code Sec. 44.02(a)3 which grants the department the power: "To investigate the method of making or conducting any solicitation and to give publicity to its findings in such manner as the Department deems best to advise the public of the facts of the solicitation."

This report summarizes the Report of Results of Activity of each non-profit organization that submitted a Report for solicitations in the 2022 calendar year.



fundraising

# REGULATING & MONITORING

The Charitable Services Section is responsible for regulating and monitoring Charitable activities, Bingo Gaming Enforcement, and investigations related to non-profit organizations throughout the City of Los Angeles. The Section is comprised of civilian investigators and administrative personnel whose main function is to ensure charitable and non-profit organizations comply with Section 44.04, Article 4, of the Los Angeles Municipal Code and the City's Charitable Solicitation Ordinance No. 158,408, Eff. 11/20/83.

General		Bingo
Process notice of intention to solicit charitable contributions in the City of Los Angeles	Process Commercial Fundraisers Applications	Process both, Senior and Charitable Bingo License applications
Process Report of Results of Activity of permitted fundraising activities, including periodical audits	Process Solicitors Applications	Process Income and Expense Statements of Charitable Bingo-related activities



# OVERVIEW

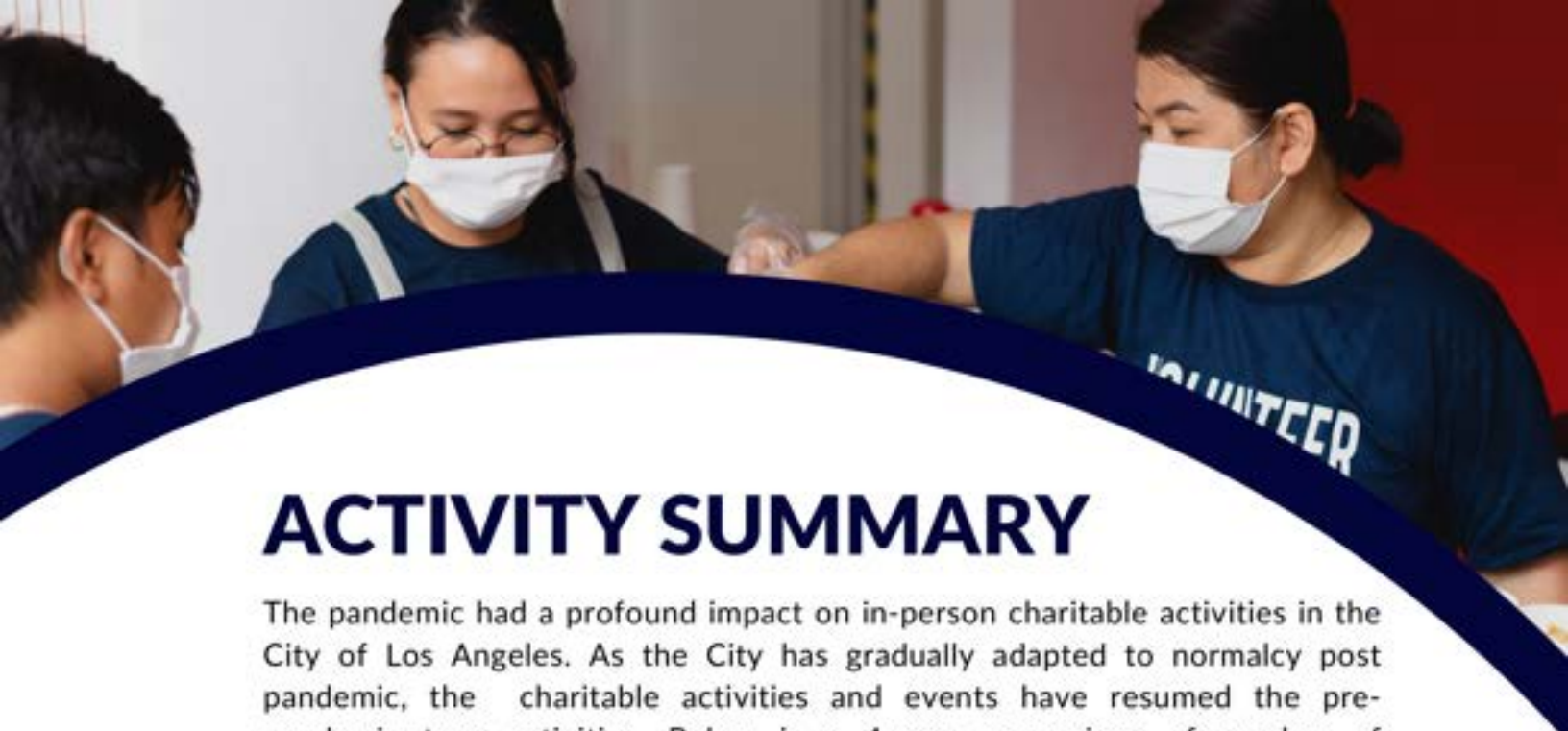


## 2022 At A Glance

The Charitable Services Section processed a volume of applications and reports throughout the year. Below is the summary of applications, licenses and reports processed. These numbers reflect our dedication to our ongoing mission to serve Angelenos and provide transparency of charitable activities to protect the public.



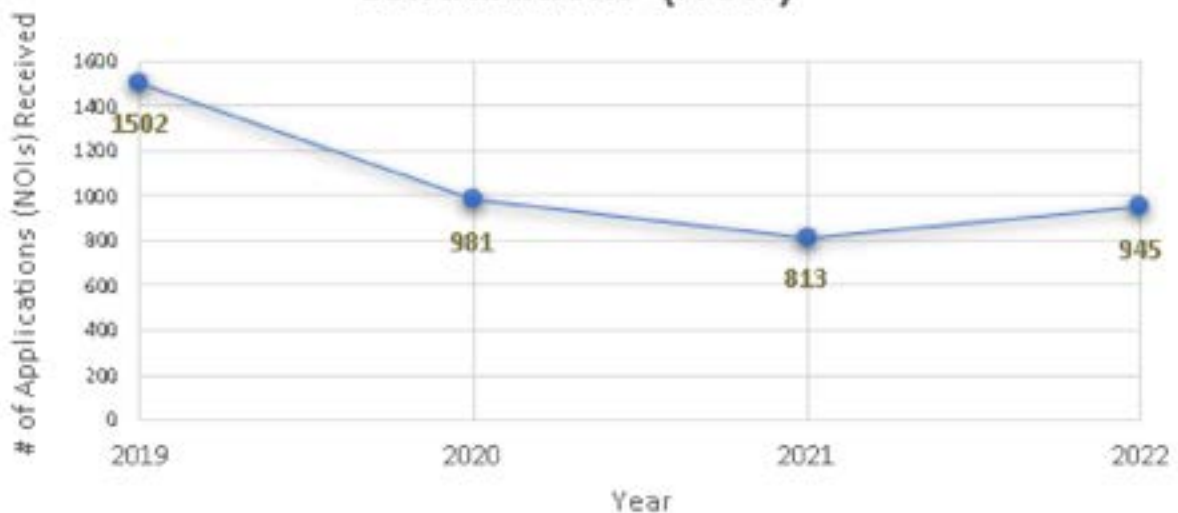




# ACTIVITY SUMMARY

The pandemic had a profound impact on in-person charitable activities in the City of Los Angeles. As the City has gradually adapted to normalcy post pandemic, the charitable activities and events have resumed the pre-pandemic type activities. Below is a 4-year comparison of number of applications to solicit that were received by CSS through 2022.

## Notice of Intention to Solicit Charitable Contributions (NOIs)

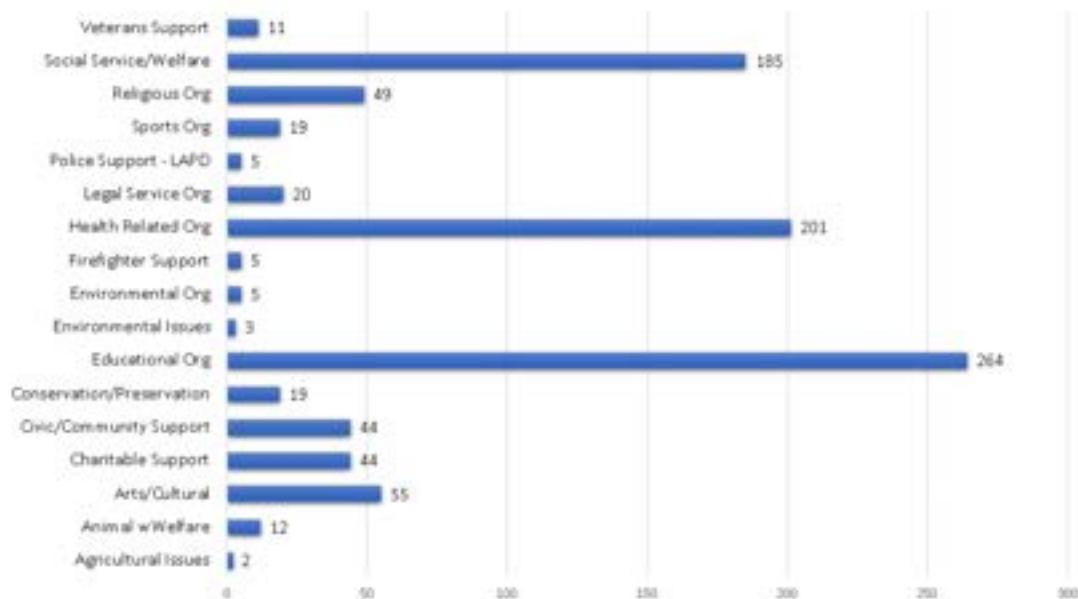


A Notice of Intention application must be submitted for each fundraising campaign and/ or special event that is held within the City of Los Angeles. After successful review of the documents and investigations, all documents are reviewed and investigations are complete and Information Card is issued. The Information Card is not an endorsement but contains important facts to be considered by a prospective donor in determining the desirability of making a contribution. No solicitation shall be started until the Information Card has been issued. The Information card will be sent to the "Person in Charge" of the Appeal unless otherwise notified.

# CHARITABLE ACTIVITY BY INDUSTRY

## NOIs

2022 NOIs (Applications) Received by Industry



The table below summarizes the fundraising efforts of 2022 showcasing diverse industries, from health-related; educational, arts/cultural to animal welfare to charities supporting charities. The table reflects a snapshot of fundraising performance across sectors. The expense ratios\* offer insights into the efficiency of organizations in utilizing funds.

2022 Summary of Fundraising by Industry						
Classification	Appraisal	Gross Receipts	Total Expenses	Net Receipts	Expense Ratio (%)	
Agricultural Issues	2 \$	34,541,965.00 \$	3,245,448.00 \$	31,296,517.00 \$	9.40	
Animal w/Welfare	12 \$	3,322,389.88 \$	1,026,148.20 \$	2,296,241.68 \$	30.89	
Arts/Cultural	55 \$	83,432,454.87 \$	15,572,488.03 \$	67,859,966.84 \$	18.67	
Charitable Support	44 \$	56,100,975.39 \$	1,765,148.71 \$	54,335,826.68 \$	3.15	
Civic/Community Support	45 \$	16,244,395.76 \$	3,785,391.95 \$	12,459,003.81 \$	23.38	
Conservation/Preservation	19 \$	1,346,452,767.51 \$	203,821,591.25 \$	1,142,631,176.26 \$	15.14	
Educational Org	264 \$	756,453,057.56 \$	106,697,809.79 \$	649,755,247.77 \$	14.11	
Environmental Issues	3 \$	12,091.00 \$	622.00 \$	11,469.00 \$	5.14	
Environmental Org	5 \$	8,046,174.58 \$	565,534.97 \$	7,480,639.61 \$	7.03	
Firefighter Support	5 \$	9,047,352.09 \$	4,103,211.43 \$	4,944,140.66 \$	45.35	
Health Related Org	201 \$	1,919,601,554.82 \$	257,814,657.64 \$	1,661,786,897.18 \$	13.43	
Legal Service Org	20 \$	152,083,050.11 \$	17,652,710.67 \$	134,430,339.44 \$	11.61	
Police Support - LAPD	5 \$	5,368,933.50 \$	3,218,212.77 \$	2,150,720.73 \$	59.94	
Sports Org	19 \$	46,819,786.38 \$	9,114,378.09 \$	37,705,408.29 \$	19.47	
Religious Org	50 \$	293,939,362.83 \$	33,600,327.86 \$	260,339,034.97 \$	11.43	
Social Service/Welfare	185 \$	5,367,621,852.81 \$	244,965,045.30 \$	5,122,656,807.51 \$	4.56	
Veterans Support	11 \$	196,809,377.97 \$	100,908,376.32 \$	95,901,001.65 \$	51.37	
<b>Totals</b>	<b>945</b>	<b>\$ 30,295,877,542.85</b>	<b>\$ 1,007,856,602.97</b>	<b>\$ 9,288,020,985.09</b>	<b>9.79</b>	

\*The expense ratio represents the amount used for overhead and operating costs of the charitable program when compared to the funds generated toward the intended cause\*

# MULTI YEAR SUMMARY

## CHARITABLE ACTIVITY PERFORMANCE OVER FOUR YEARS (2019-2022)

The four-year period, from 2019 to 2022 shows key metrics examined including the number of applications received, gross receipts, total expenses, net receipts, and the expense ratio.

NOIs Four-year Period					
Year	Apps Recvd	Gross Receipts	Total Expenses	Net Receipts	Expense Ratio (%)
2022	943	\$ 10,289,434,979.00	\$ 1,007,481,916.00	\$ 9,281,953,109.00	9.79
2021	810	\$ 10,337,215,191.00	\$ 853,859,817.00	\$ 9,483,355,373.00	8.26
2020	981	\$ 10,794,857,827.00	\$ 979,447,866.00	\$ 9,815,415,882.00	9.07
2019	1502	\$ 10,802,583,848.00	\$ 1,187,955,302.00	\$ 9,614,628,545.00	11.00





# THINKING ABOUT DONATING?

## EVALUATE THE CHARITY

CSS advises donors to consider assessing the impact and transparency of charitable organizations they wish to donate to, so as to confidently ensure contributions are utilized effectively. When making a donation, consider the following:

- How much of your donation will cover the charity's operating costs and how much will go toward the cause they are promoting?
- Is the charity legitimate?
- Is the solicitor legitimate?
- Will the charity accept non-cash payments?



# THINKING ABOUT DONATING?

## ADDITIONAL SAFETY TIPS FOR CHARITABLE DONORS



- *Prepare a giving plan and budget ahead of time, based on your own research, to avoid pressure from unsolicited charities.*
- *Even without a plan, avoid spontaneous gifts. Deceptive organizations often rely on impulsive cash donations.*
- *Do your research - DO NOT be fooled by organizations that closely resemble a well-known organization.*
- *DO NOT provide personal or financial information over the phone for unsolicited calls. Ask for a website where you can donate.*
- *Unsolicited emails may contain viruses or malware. Do not respond or click on links or attachments.*
- *DO NOT be fooled by charities that claim a connection to police or fire services.*
- *The Los Angeles Police and Fire Departments DO NOT solicit charitable donations.*

## RESOURCES

- **Los Angeles Police Commission, Charitable Services Section, (213) 996-1260 or toll free call 800 439-2909 and ask for 996-1260.**
- **Better Business Bureau Wise Giving Alliance ([www.give.org](http://www.give.org))**
- **California Attorney General (<https://oag.ca.gov>)**
- **Your Guide to Intelligent Giving ([www.charitynavigator.com](http://www.charitynavigator.com))**

If you have any other questions about the charities you give to, contact the Charitable Services group at 213-996-1260, or by email at: [pccharity@lapd.online](mailto:pccharity@lapd.online).





# CHARITABLE BINGO

Bingo for charitable purposes, often referred to as charitable bingo, is a popular fundraising activity that involves playing the game of bingo to generate revenue for nonprofit organizations, charities, or community causes.

This form of activity is regulated by the City, with the proceeds going to support various charitable endeavors. How charitable bingo works: In the City this type of activity requires permitting, reporting, auditing and other restrictions as outlined in the City's Municipal Code.

**Purpose:** The primary goal of charitable bingo is to raise funds for charitable, religious, or nonprofit organizations. These organizations use the proceeds from bingo games to support their activities, projects, and causes. Common beneficiaries include schools, churches, veterans' groups, animal shelters, and social service agencies. **Organization:** A charitable organization, often with a 501(c)(3) nonprofit status in the United States, is responsible for organizing and hosting the bingo games. They obtain the necessary permits and licenses to operate the games legally.

**Bingo Events:** Charitable bingo events are organized on a regular basis, often weekly or monthly, at designated venues such as community centers, church halls, or dedicated bingo halls. These events are open to the public and are usually advertised in advance.

**Game Play:** Participants purchase bingo cards or tickets, which grant them access to the games. The bingo cards contain grids of numbers, and a caller randomly selects numbers and announces them to the players. Players mark their cards when their numbers are called. The objective is to complete a specific pattern or fill the entire card, depending on the rules of the particular bingo game.

**Proceeds Allocation:** The revenue generated from ticket sales and, if applicable, concessions at the bingo event is collected by the charitable organization. These proceeds are then used to support their charitable mission. A portion of the funds may also cover the operational costs of hosting the bingo games, such as rent for the venue and equipment.

**Transparency and Accountability:** Charitable organizations hosting bingo events are typically required to maintain transparency and provide financial reports to regulatory authorities. This ensures that the funds raised are used for their intended charitable purposes and not for personal gain.



# CHARITABLE BINGO ACTIVITY

The Charitable Services Section reviewed bingo receipts amounted to \$6,926,581. From this sum, \$4,989,431 was allocated to prizes, resulting in a prizes-to-receipts ratio of 72.03%. After deducting prizes from receipts, the organization had \$1,937,150 remaining. Additionally, the organization incurred a city bingo license fee of \$45,266.12 and reported total expenses of \$1,075,677.39, resulting in an expense-to-receipts ratio of 15.53%.

After accounting for expenses and the license fee, the net proceeds available for charity amounted to \$861,473. This represents 12.44% of the total receipts. The organizations' expenses and a significant portion of receipts allocated to prizes indicate a commitment to their charitable mission.

**280**

Number of charitable bingo sessions held in 2022

**28,886**

Participants at charitable bingo games



For inquiries and complaints regarding Bingo, contact CSS at (213) 996-1260 or [pccharity@lapd.online](mailto:pccharity@lapd.online)

# LICENSED ORGANIZATIONS

## LICENSED CHARITABLE BINGO ORGANIZATIONS

MARY STAR OF THE SEA CATHOLIC CHURCH

OUR LADY OF LOURDES CATHOLIC CHURCH

FIRST SAMOAN CONGREGATIONAL CHRISTIAN CHURCH OF HARBOR CITY

ST. FRANCIS XAVIER CHAPEL JAPANESE CATHOLIC CENTER

KNIGHTS OF COLUMBUS - TUJUNGA

KNIGHTS OF COLUMBUS - CANOGA PARK

YOUNG MARTIAL ARTIST FOUNDATION

CRI-HELP, INC

WESTCHESTER ELKS LODGE



# APPENDIX

## 2022 General Appeals by Agency in Alphabetical Order

(A listing of registered charitable agencies with the City of Los Angeles that have applied to appeal (solicit) donations within City boundaries.)



Agency Name	Applications Received	Gross Receipts	Total Expenses	Net Receipts	Expense Ratio (%)
NEW MUSICALS, INC.dba ACADEMY FOR NEW MUSICAL THEATRE, INC	1	34,612.00	1,613.00	32,999.00	4.66
U C L A FOUNDATION- STEIN EYE INSTITUTE	1	23,200.00	322.40	22,877.60	1.39
1736 FAMILY CRISIS CENTER	1	52,635.00	62.00	52,573.00	0.12
31ST DISTRICT PTSA (California Congress Of Parents, Teachers and Students Association)	1	54,810.00	5,312.00	49,498.00	9.69
A COMMUNITY OF FRIENDS	1	236,560.50	59,293.72	177,266.78	25.06
A NEW WAY OF LIFE RE-ENTRY PROJECT	1	460,145.00	148,202.00	311,943.00	32.21
A PLACE CALLED HOME	2	998,659.88	263,192.70	735,467.17	26.35
ABILITYFIRST	4	768,907.13	229,134.19	539,772.94	29.80
ACCION INTERNATIONAL	1	2,326.00	112.00	2,214.00	4.82
ACHIEVABLE FOUNDATION	2	197,502.00	44,487.00	153,015.00	22.52
ADULT SKILLS CENTER	3	48,417.10	15,192.60	33,224.50	31.38
AFTER-SCHOOL ALL-STARS, LOS ANGELES	1	5,806,416.00	262,738.00	5,543,678.00	4.52
AHEAD WITH HORSES, INC.	1	224,748.00	3,541.02	221,206.98	1.58
AIRPORT MARINA COUNSELING SERVICE	2	1,163,015.00	86,895.00	1,076,120.00	7.47
ALCOTT CENTER FOR MENTAL HEALTH SERVICES	1				
ALIGHT, formerly known as AMERICAN REFUGEE COMMITTEE	1				
ALL PEOPLES CHRISTIAN CENTER aka ALL PEOPLES COMMUNITY CENTER	1	134,831.00	48,928.01	85,902.99	36.29
ALLIANCE COLLEGE - READY PUBLIC SCHOOLS FOUNDATION FKA: ALLIANCE FOR COLLEGE - READY PUBLIC SCHOOLS	1	225,084.00	48,237.00	176,847.00	21.43
ALLIANCE FOR CHILDREN'S RIGHTS	1	132,336.00	4,883.00	127,453.00	3.69
ALTAMED HEALTH SERVICES CORPORATION	1	72,628.08	121,630.22	-49,002.14	167.47
ALZHEIMER'S DISEASE AND RELATED DISORDERS ASSOCIATION, INC.	2	736,160.00	151,208.25	584,951.75	20.54
ALZHEIMER'S GREATER LOS ANGELES (Formerly Alzheimer's Disease and Related Disorders Association, Inc	4	1,726,429.00	915,676.38	810,752.63	53.04
AMERICAN BIBLE SOCIETY	1	60,863,768.00	15,742,435.00	45,121,333.00	25.87
AMERICAN CANCER SOCIETY, INC. (National Office)	1	5,795,089.00	1,994,818.25	3,800,270.75	34.42
AMERICAN CINEMATHEQUE	1	1,137,844.25	434,848.53	702,995.72	38.22
AMERICAN COUNCIL ON SCIENCE AND HEALTH, INC.	1	887,457.00	185,397.00	702,060.00	20.89
AMERICAN DIABETES ASSOCIATION - LOS ANGELES	1				
AMERICAN FARMLAND TRUST	1	34,517,984.00	3,245,032.00	31,272,952.00	9.40
AMERICAN FEDERATION OF POLICE AND CONCERNED CITIZENS, INC.	1	3,401,453.00	1,946,402.00	1,455,051.00	57.22
AMERICAN FRIENDS OF THE HEBREW UNIVERSITY	1	2,129,871.00	343,094.31	1,786,776.69	16.11
AMERICAN FRIENDS OF THE ISRAEL MUSEUM	1	496,250.00	135,275.06	360,974.94	27.26
AMERICAN FRIENDS OF THE ISRAEL SPORT CENTER FOR THE DISABLED	1	81,650.00	12,584.90	69,065.10	15.41
AMERICAN HEART ASSOCIATION, INC.	1	608,045,376.00	88,758,360.00	519,287,016.00	14.60
AMERICAN INDIAN COLLEGE FUND	1	139,760.98	62.00	139,698.98	0.04
AMERICAN INSTITUTE FOR CANCER RESEARCH	1	7,701,822.00	2,745,851.00	4,955,971.00	35.65
AMERICAN LEBANESE SYRIAN ASSOCIATED CHARITIES, INC.	4	8,338,675.00	1,271,890.94	7,066,784.06	15.25
AMERICAN LUNG ASSOCIATION	1	112,291,168.00	11,432,174.00	100,858,994.00	10.18
AMERICAN NEAR EAST REFUGEE AID	1	112,358,496.00	103,145,488.00	9,213,008.00	91.80
AMERICANS UNITED FOR SEPARATION OF CHURCH AND STATE	1	430.00	37,758.00	-37,328.00	8780.93
ANDRES Y MARIA CARDENAS FAMILY FOUNDATION	1	10,357.68	352.52	10,005.16	3.40
ANIMAL EQUALITY	1	1,652.00	5,771.11	-4,119.11	349.34
APLA HEALTH & WELLNESS (Formerly known as A I D S PROJECT LOS ANGELES)	1	1,245,755.50	537,224.88	708,530.63	43.12
APO GLOBAL FOUNDATION	1	11,090.00	10,078.00	1,012.00	90.87
AQUARIUM OF THE PACIFIC	3	983,720.69	388,243.46	595,477.22	39.47
ARMAND HAMMER MUSEUM OF ART AND CULTURAL CENTER aka: HAMMER MUSEUM	2	2,405,965.50	885,143.73	1,520,821.77	36.79
ASIA SOCIETY aka: ASIA SOCIETY SOUTHERN CALIFORNIA	2	500,825.00	238,719.41	262,105.59	47.67
ASIAN AMERICANS ADVANCING JUSTICE SOUTHERN CALIFORNIA	1	750,000.00	169,562.00	580,438.00	22.61
ASIAN PACIFIC COMMUNITY FUND OF SOUTHERN CALIFORNIA	3	7,162,030.45	614,756.27	6,547,274.18	8.58
ASIANS AND PACIFIC ISLANDERS WITH DISABILITIES OF CALIFORNIA	2	55,718.00	17,858.00	37,860.00	32.05
ASSISTANCE LEAGUE OF LOS ANGELES	1	399,239.78	82,113.47	317,126.31	20.57
ASSISTANCE LEAGUE OF SAN FERNANDO VALLEY	2	60,806.22	23,264.52	37,541.70	38.26
ASSISTANCE LEAGUE OF SAN PEDRO - SOUTH BAY, LAS PRIMERAS	1	34,172.00	9,000.00	25,172.00	26.34
ASSISTANCE LEAGUE OF SAN PEDRO - SOUTH BAY, LAS PROFESIONALES AUXILIARY	1	16,004.74	6,402.04	9,602.70	40.00
ASSISTANCE LEAGUE OF SAN PEDRO - SOUTH BAY	1	106,696.68	1,602.78	105,093.90	1.50
BABY2BABY	1	11,862,234.00	1,810,435.00	10,051,799.00	15.26
BANTUFEST	1				
BARLOW FOUNDATION	1				
BARNSDALL ART PARK FOUNDATION	3	0.00	62.00	-62.00	
BEACON HOUSE ASSOCIATION OF SAN PEDRO	3	685,111.94	117,941.54	567,170.40	17.21
BECAUSE I LOVE YOU - THE PARENT SUPPORT GROUP	1	20,574.00	33,282.00	-12,708.00	161.77
BENITA BIKE'S DANCEART, INC.	1	12,967.15	479.23	12,487.92	3.70
BERKELEY HALL SCHOOL FOUNDATION	1				
BEST FRIENDS ANIMAL SOCIETY	1				
BEVERLY HILLS WEST CHAPTER - THE LINKS, INC.	1	26,849.00	2,955.00	23,894.00	11.01
BIG BROTHERS BIG SISTERS OF GREATER LOS ANGELES	1	8,420.75	6,562.00	1,858.75	77.93
BLACK WOMEN LAWYER'S ASSOCIATION OF LOS ANGELES FOUNDATION	1	124,579.00	61,477.00	63,102.00	49.35
BLIND CHILDREN'S CENTER	2	1,198,558.00	228,895.00	969,663.00	19.10
BOYS & GIRLS CLUB OF WEST SAN GABRIEL VALLEY	2	11,769.50	2,613.45	9,156.05	22.21
BOYS AND GIRLS CLUB OF BURBANK AND GREATER EAST VALLEY, INC.	1	241,748.00	76,838.47	164,909.53	31.78
BOYS AND GIRLS CLUB OF HOLLYWOOD	2	191,955.00	13,112.00	178,843.00	6.83
BOYS REPUBLIC	2	2,505,397.00	822,689.00	1,682,708.00	32.84
BRAVE TRAILS	1	115,620.00	10,637.00	104,983.00	9.20
BRIDGES ACADEMY	3	400,966.36	44,262.64	356,703.72	11.04
BRIGHTFOCUS FOUNDATION	1				
BRING ON THE MUSIC, INC. dba: SILVERLAKE CONSERVATORY OF MUSIC	3	2,953,409.13	661,550.14	2,291,858.99	22.40
BUILDING OWNERS AND MANAGERS ASSOCIATION OF GREATER LOS ANGELES	1				
BUREAU OF JEWISH EDUCATION OF GREATER LOS ANGELES	1	2,514,679.00	410,821.19	2,103,857.81	16.34
C-FAM, INC.	1				
CAL FARLEY'S BOYS RANCH AND AFFILIATES	1	5,946,113.00	0.00	5,946,113.00	0.00
CAL POLY POMONA PHILANTHROPIC FOUNDATION	1	612,627.00	382,454.53	230,172.47	62.43
CALIFORNIA AUDUBON SOCIETY aka: SAN FERNANDO VALLEY AUDUBON SOCIETY	2	18,629.00	124.00	18,505.00	0.67
CALIFORNIA HOSPITAL MEDICAL CENTER FOUNDATION	3	1,190,846.00	413,652.46	777,193.54	34.74
CALIFORNIA INSTITUTE OF HEALTH AND SOCIAL SERVICES, INC.	1	1,522.00	762.00	760.00	50.07
CALIFORNIA INSTITUTE OF THE ARTS	1	1,187,100.00	235,043.78	952,056.22	19.80
CALIFORNIA JAZZ FOUNDATION, INC.	1				
CALIFORNIA REHABILITATION FOUNDATION	1	56,738.70	62.00	56,676.70	0.11
CALIFORNIA SCIENCE CENTER FOUNDATION	1	1,579,977.00	495,931.31	1,084,045.69	31.39
CALIFORNIA SCIENCE CENTER FOUNDATION - THE MUSES	1	83,933.00	19,737.00	64,196.00	23.52
CALIFORNIA STATE PARKS FOUNDATION	1	9,855,598.00	1,537,445.00	8,318,153.00	15.60
CALIFORNIA STATE UNIVERSITY, LONG BEACH RESEARCH FOUNDATION	1		46.00		
CALIFORNIA WOMEN'S LAW CENTER	1	221,428.00	32,987.61	188,440.39	14.90
CALIFORNIA YOUTH CLUB, INC.	1				
CALVARY CHRISTIAN SCHOOL FOUNDATION	1	770,410.00	189,920.00	580,490.00	24.65
CAMP DEL CORAZON	3	657,236.00	306,654.08	350,581.92	46.66
CAMP ERUTAN	1	19,668.64	62.00	19,606.64	0.32

Agency Name	Applications Received	Gross Receipts	Total Expenses	Net Receipts	Expense Ratio (%)
CANCER SCHMANCER FOUNDATION	1	123,260.50	88,841.65	34,418.85	72.08
CANCER SUPPORT COMMUNITY LOS ANGELES (BENJAMIN CENTER)	6	50,323.00	2,507.00	47,816.00	4.98
CAPITAL & MAIN	1				
CAROUSEL RANCH, INC.	1	2,324,194.00	141,631.00	2,182,563.00	6.09
CASA OF LOS ANGELES	2	961,826.00	207,835.00	753,991.00	21.61
CAT AND DOG RESCUE ASSOCIATION	1	1,150.00	1,067.00	83.00	92.78
CATALYST CALIFORNIA (FKA: ADVANCEMENT PROJECT)	1	221,983.53	93,594.57	128,388.96	42.16
CATHOLIC CHARITIES OF LOS ANGELES, INC.	3	10,877,634.80	1,375,060.91	9,502,573.89	12.64
CATHOLIC CHARITIES OF LOS ANGELES, INC. - SAN GABRIEL REGION	1	25,636.00	3,928.78	21,707.22	15.33
CATHOLIC CHARITIES OF LOS ANGELES- SAN FERNANDO REGION	1	79,620.00	37,860.00	41,760.00	47.55
CAULDER LAMM ALLIANCE FOR CHILDREN	1	6,892.00	658.00	6,234.00	9.55
CEDARS-SINAI MEDICAL CENTER	2	5,936,270.00	2,162,891.38	3,773,378.63	36.44
CENTENARY UNITED METHODIST CHURCH	2	71,547.64	22,500.58	49,047.06	31.45
CENTER FOR ASIAN AMERICANS UNITED FOR SELF-EMPOWERMENT, INC. aka: C A U S E	1	109,762.00	86,467.94	23,294.06	78.78
CENTER FOR THE PACIFIC ASIAN FAMILY, INC.	1	309,501.09	57,435.00	252,066.09	18.56
CENTER FOR THE STUDY OF YOUNG PEOPLE IN GROUPS dba: TEEN LINE	1	158,760.06	3,290.71	155,469.35	2.07
CENTER THEATRE GROUP OF LOS ANGELES	1	996,989.00	20,626.00	976,363.00	2.07
CHABAD OF CALIFORNIA	1	2,400,812.00	142,821.00	2,257,991.00	5.95
CHILDHELP USA, INC. - GREATER LOS ANGELES CHAPTER	1	343,375.00	86,031.00	257,344.00	25.05
CHILDREN OF THE NIGHT	1				
CHILDREN'S BUREAU OF SOUTHERN CALIFORNIA	3	638,442.00	160,981.00	477,461.00	25.21
CHILDREN'S BURN FOUNDATION	1	1,835,078.63	276,524.41	1,558,554.22	15.07
CHILDREN'S COLLECTIVE	1	45,874.00	20,135.00	25,739.00	43.89
CHILDREN'S DIABETES FOUNDATION	1	1,888,668.00	1,179,735.00	708,933.00	62.46
CHILDREN'S HOME SOCIETY OF CALIFORNIA	1	387,506.00	225,986.00	161,520.00	58.32
CHILDREN'S HOSPITAL LOS ANGELES	4	256,862,925.00	21,626,913.00	235,236,012.00	8.42
CHILDREN'S HOSPITAL LOS ANGELES - EL SEGUNDO AUXILIARY	2	34,791.00	7,733.00	27,058.00	22.23
CHILDREN'S HOSPITAL LOS ANGELES - LA PROVIDENCIA GUILD	1	33,024.86	16,599.62	16,425.24	50.26
CHILDREN'S HOSPITAL LOS ANGELES - PENINSULA COMMITTEE	2	1,110,243.47	502,618.10	607,625.37	45.27
CHILDREN'S HOSPITAL LOS ANGELES - WESTSIDE GUILD	1	411,164.00	103,963.00	307,201.00	25.29
CHILDREN'S HOSPITAL LOS ANGELES- LAS MADRINAS, INC.	1	2,160,751.00	413,975.00	1,746,776.00	19.16
CHILDREN'S INSTITUTE, INC. - LES AMIES, INC.	1	269,839.81	14,875.85	254,963.96	5.51
CHILDREN'S WISH FOUNDATION INTERNATIONAL, INC.	1	963,209.00	305,038.00	658,171.00	31.67
CHILDRENS CHAIN OF CHILDRENS HOSPITAL - CHILDRENS'S CHAIN OF CHLA	1	264,364.66	66,666.09	197,698.56	25.22
CHINATOWN SERVICE CENTER	1	229,633.77	71,471.65	158,162.12	31.12
CHRISTIAN APPALACHIAN PROJECT	1	176,013,872.00	12,373,458.00	163,640,414.00	7.03
CHRISTIAN LEGAL AID OF LOS ANGELES	1	149,616.00	11,489.00	138,127.00	7.68
CHRYSALIS CENTER	2	2,373,097.00	697,285.20	1,675,811.80	29.38
CHURCH OF SCIENTOLOGY OF LOS ANGELES	1	51,900.00	26,012.00	25,888.00	50.12
CHURCH OF SCIENTOLOGY OF THE VALLEY	1	70,372.00	17,478.00	52,894.00	24.84
CITIZENS COMMISSION ON HUMAN RIGHTS	1	1,961,399.00	219,162.00	1,742,237.00	11.17
CITY OF ANGELS COMMUNITY CHOIRS INC.	1	8,927.00	4,442.00	4,485.00	49.76
CITY OF HOPE	2	32,566.00	1,000.00	31,566.00	3.07
CITY OF HOPE - FOOD INDUSTRIES CIRCLE, #1081	1				
CITY YEAR, INC. - LOS ANGELES CHAPTER	1				
CLAREMONT INSTITUTE FOR THE STUDY OF STATESMANSHIP AND POLITICAL PHILOSOPHY	1	8,392,413.00	1,265,773.00	7,126,640.00	15.08
CLUB FOR GROWTH FOUNDATION, INC.	1				
COALITION FOR CLEAN AIR	1	215,050.00	29,393.00	185,657.00	13.67
COALITION FOR HUMANE IMMIGRANT RIGHTS	3	297,131.09	15,109.61	282,021.48	5.09
COLLEAGUES, THE	1	650,688.69	140,981.00	509,707.69	21.67
COMMON SENSE MEDIA	1				
COMMUNITIES IN SCHOOLS OF LOS ANGELES	1	542,521.00	112,967.60	429,553.40	20.82
COMMUNITY ACTION PARTNERSHIP OF ORANGE COUNTY	1				
COMMUNITY PARTNERS (Main File)	5	111,548.70	31,268.04	80,280.66	28.03
COMMUNITY PARTNERS FBO INSTITUTE FOR NONVIOLENCE IN LOS ANGELES	1	111,220.50	22,000.00	89,220.50	19.78
CONCERN FOUNDATION	1	2,053,188.63	466,620.53	1,586,568.09	22.73
CONCERNS OF POLICE SURVIVORS, INC.	1				
CONCERT SINGERS	1	8,946.15	388.00	8,558.15	4.34
CONSTITUTIONAL RIGHTS FOUNDATION	3	1,559,678.65	129,736.07	1,429,942.58	8.32
COOPERATIVE FOR ASSISTANCE AND RELIEF EVERYWHERE dba: CARE	2	719,145,031.75	33,735,182.77	685,409,848.98	4.69
CORE COMMUNITY ORGANIZED RELIEF EFFORT fka. J/P HAITIAN RELIEF ORGANIZATION	2	2,525,758.80	778,580.00	1,747,178.80	30.83
CORO SOUTHERN CALIFORNIA, INC.	2	616,485.00	184,431.00	432,054.00	29.92
CORRIE TEN BOOM FELLOWSHIP, INC.	1				
COUNCIL FOR WATERSHED HEALTH	1	164,814.00	161,518.00	3,296.00	98.00
CRAFT CONTEMPORARY (Formerly CRAFT AND FOLK ART MUSEUM INCORPORATING THE EGG & THE EYE	1	166,560.00	23,881.85	142,678.15	14.34
CRISPI CARMELITE HIGH SCHOOL	3	440,363.19	180,287.94	260,075.24	40.94
CRIME PREVENTION RESEARCH CENTER	1				
CROHN'S AND COLITIS FOUNDATION OF AMERICA - GREATER LOS ANGELES	1	381,077.00	115,069.00	266,008.00	30.20
CURTIS SCHOOL FOUNDATION	1	370,559.00	99,633.00	270,926.00	26.89
CYSTIC FIBROSIS FOUNDATION - LOS ANGELES OFFICE	11	1,356,522.39	471,528.02	884,994.38	34.76
D.A.R.E. AMERICA	2				
DANCE RESOURCE CENTER OF GREATER LOS ANGELES	1	194,515.63	142,709.61	51,806.02	73.37
DIABETES ACTION RESEARCH AND EDUCATION FOUNDATION	1				
DIDI HIRSCH PSYCHIATRIC SERVICE dba: DIDI HIRSCH MENTAL HEALTH SERVICES	3	1,284,778.28	258,368.00	1,026,410.28	20.11
DISABLED AMERICAN VETERANS (National Office)	1				
DISCOVER A STAR FOUNDATION (DAS)	2	650,592.26	142,809.22	507,783.04	21.95
DOWN SYNDROME ASSOCIATION OF LOS ANGELES	1	55,901.60	29,866.36	26,035.24	53.43
DR. SUSAN LOVE RESEARCH FOUNDATION	2	169,651.00	84,776.00	84,875.00	49.97
DREAM STREET FOUNDATION	1	97,300.00	84,026.00	13,274.00	86.36
EAGLE ENDEAVORS, INC.	1				
EARTHSHARE	1	12,091.00	622.00	11,469.00	5.14
EAST VALLEY POLICE ACTIVITY LEAGUE SUPPORTERS, INC	1				
EASTERN CONGO INITIATIVE	1				
ECHO, INC.	1	225.80	62.00	163.80	27.46
EL NIDO FAMILY CENTERS	1	389,747.31	182,364.02	207,383.30	46.79
ENGENDERHEALTH, INC.	1				
ENVIRONMENTAL MEDIA ASSOCIATION	2	677,000.00	282,624.00	394,376.00	41.75
ESPERANZA COMMUNITY HOUSING CORPORATION	1	143,157.16	31,916.39	111,240.77	22.29
ETM-LA, INC. (DBA: EDUCATION THROUGH MUSIC-LOS ANGELES)	1	555,288.00	166,547.00	388,741.00	29.99
EUGENE BELL FOUNDATION, INC.	1	2,428.00	62.00	2,366.00	2.55
EXCEPTIONAL CHILDREN'S FOUNDATION	4	999,987.15	155,738.98	844,248.17	15.57
EXCEPTIONAL MINDS	1				
EXECUTIVE SERVICE CORPS OF SOUTHERN CALIFORNIA	1	887,573.00	171,769.00	715,804.00	19.35
EXTRAORDINARY FAMILIES	2	311,712.00	242.00	311,470.00	0.08
F I D M SCHOLARSHIP FOUNDATION	1	438,300.34	171,823.34	266,477.00	39.20

Agency Name	Applications Received	Gross Receipts	Total Expenses	Net Receipts	Expense Ratio (%)
FAMILY LIFE BROADCASTING, INC.	1	5,917,070.00	387,735.00	5,529,335.00	6.55
FATHER FLANAGAN'S BOYS HOME	1	372,223.34	174,805.50	197,417.84	46.96
FEDERATION OF HILLSIDE AND CANYON ASSOCIATIONS, INC.	1	8,052.58	3,903.97	4,148.61	48.48
FEEDING AMERICA	1	4,152,230,656.00	63,230,996.00	4,088,999,660.00	1.52
FILM2FUTURE, INC.	1	37,478.00	24,215.00	13,263.00	64.61
FINCA INTERNATIONAL	1				
FIREFIGHTERS CHARITABLE FOUNDATION, INC.	1	4,064,011.00	3,224,194.00	839,817.00	79.34
FIRST CHANCE FOUNDATION	1	86,672.00	0.00	86,672.00	0.00
FIRST PLACE FOR YOUTH	1	136,297.00	16,187.00	120,110.00	11.88
FIRST UNITED METHODIST CHURCH OF NORTH HOLLYWOOD	1	47,260.59	36,240.56	11,020.03	76.68
FIVE ACRES - BOYS AND GIRLS AID SOCIETY OF LOS ANGELES COUNTY	2	767,536.94	161,840.10	605,696.84	21.09
FOOD FOR THE POOR, INC.	1	335,276.00	5,062.00	330,214.00	1.51
FOOD ON FOOT, INC.	1	1,803,673.00	149,876.00	1,653,797.00	8.31
FOOTHILL FAMILY SERVICE	1	374,389.94	141,252.48	233,137.45	37.73
FOUNDATION FOR AIDS RESEARCH	1				
FOUNDATION FOR EXCELLENCE IN EDUCATION dba: CHILDREN'S COMMUNITY SCHOOL	1	74,244.00	50,216.00	24,028.00	67.64
FOUNDATION FOR PERIPHERAL NEUROPATHY	1	1,073,036.00	118,016.00	955,020.00	11.00
FRACTURED ATLAS, INC.	1	34,824,792.00	547,125.00	34,277,667.00	1.57
FREEDOMS FOUNDATION AT VALLEY FORGE - LOS ANGELES CHAPTER	1	14,082.00	4,285.18	9,796.82	30.43
FRIENDS OF BALLONA WETLANDS	2	309,964.00	83,172.00	226,792.00	26.83
FRIENDS OF BROADWAY ELEMENTARY SCHOOL	4	400,908.26	12,514.99	388,393.27	3.12
FRIENDS OF CASTLE HEIGHTS	2	274,089.64	18,801.90	255,287.74	6.86
FRIENDS OF ECHO PARK LIBRARY	1	151.00	62.00	89.00	41.06
FRIENDS OF IVANHOE SCHOOL	1	93,415.00	16,105.25	77,309.75	17.24
FRIENDS OF LOS FELIZ LIBRARY	1	4,418.00	1,236.00	3,182.00	27.98
FRIENDS OF MARK TWAIN MIDDLE SCHOOL	1	147,321.73	29,183.09	118,138.64	19.81
FRIENDS OF PALMS MIDDLE SCHOOL	1	46,843.00	746.00	46,097.00	1.59
FRIENDS OF PARENTS IN PARTNERSHIP	1	81,947.36	33,481.95	48,465.41	40.86
FRIENDS OF PORTOLA, INC	1	42,000.00	3,092.00	38,908.00	7.36
FRIENDS OF ROBINSON GARDENS	1	127,183.00	55,235.00	71,948.00	43.43
FRIENDS OF RUNYON CANYON FOUNDATION	1	25,016.31	2,906.41	22,109.90	11.62
FRIENDS OF SILVER LAKE LIBRARY	1				
FRIENDS OF THE BRENTWOOD ART CENTER	1	397,228.00	11,656.00	385,572.00	2.93
FRIENDS OF THE CHATSWORTH LIBRARY	1	5,103.50	100.40	5,003.10	1.97
FRIENDS OF THE EAGLE ROCK BRANCH PUBLIC LIBRARY	1	3,216.42	404.34	2,812.08	12.57
FRIENDS OF THE ENCINO-TARZANA BRANCH LIBRARY	1	1,170.00	689.00	481.00	58.89
FRIENDS OF THE GRANADA HILLS LIBRARY	1	3,525.37	43.20	3,482.17	1.23
FRIENDS OF THE HARBOR CITY / HARBOR GATEWAY LIBRARY OF THE LOS ANGELES PUBLIC LIBRARY	2	0.00			
FRIENDS OF THE IHP	1	67,539.98	4,799.07	62,740.91	7.11
FRIENDS OF THE ISRAEL DEFENSE FORCES	1				
FRIENDS OF THE JEFFERSON LIBRARY	1	1,285.43	384.44	900.99	29.91
FRIENDS OF THE KAUFMAN BRENTWOOD BRANCH LIBRARY	1	15,433.00	62.00	15,371.00	0.40
FRIENDS OF THE LOS ANGELES COUNTY LAW LIBRARY	1	296,550.00	71,474.00	225,076.00	24.10
FRIENDS OF THE MAR VISTA LIBRARY	1	744.00	62.00	682.00	8.33
FRIENDS OF THE NORTH HOLLYWOOD LIBRARY	1	2,331.44	103.15	2,228.29	4.42
FRIENDS OF THE NORTHTRIDGE LIBRARY	1				
FRIENDS OF THE PLATT LIBRARY	1	9,429.03	633.33	8,795.70	6.72
FRIENDS OF THE STUDIO CITY BRANCH LIBRARY	1	11,411.00	555.00	10,856.00	4.86
FRIENDS OF THE VENICE LIBRARY	1	3,282.00	152.00	3,130.00	4.63
FRIENDS OF THE WOODLAND HILLS BRANCH LIBRARY	1	4,186.53	750.29	3,436.24	17.92
FRIENDS OF WILSHIRE BRANCH LIBRARY	1				
FULFILLMENT FUND	1	5,442,341.00	569,979.00	4,872,362.00	10.47
FULLER FOUNDATION, THE	1				
G L S E N, INC. (GAY, LESBIAN AND STRAIGHT EDUCATION NETWORK)	1	8,350,945.00	1,257,922.00	7,093,023.00	15.06
GABRIELLE'S ANGEL FOUNDATION FOR CANCER RESEARCH, INC.	1				
GEFFEN PLAYHOUSE, INC.	2	1,245,386.59	448,102.49	797,284.10	35.98
GEORGE LOPEZ FOUNDATION	1	1,187,758.50	466,521.34	721,237.16	39.28
GET TOGETHER FOUNDATION	1				
GGF GLOBAL GIFT FOUNDATION	1				
GIRL SCOUTS OF GREATER LOS ANGELES	1	21,067,796.00	9,811,229.00	11,256,567.00	46.57
GIRLS INCORPORATED	1	434,778.00	172,018.00	262,760.00	39.56
GLOBAL HEALTH PARTNERS formerly DISARM EDUCATION FUND, INC.	1	490,699.00	22,942.00	467,757.00	4.68
GLOBAL IMPACT	1	44,999,924.00	143,783.00	44,856,141.00	0.32
GO FOR BROKE NATIONAL EDUCATION CENTER	2	887,115.38	171,050.91	716,064.46	19.28
GOLD HOUSE FOUNDATION, INC.	1	18,884.67	741.07	18,143.60	3.92
GONDOLIER BOOSTER CLUB	1	215,786.73	1,621.87	214,164.86	0.75
GRANADA HILLS CHARTER HIGH SCHOOL EDUCATION FOUNDATION	1	49,752.00	3,062.00	46,690.00	6.15
GRAND PERFORMANCES	1	4,216.00	59,842.00	-55,626.00	1419.40
GREATER LOS ANGELES ZOO ASSOCIATION	1	1,460,706.88	422,294.97	1,038,411.91	28.91
GREEN AMERICA	1	7,804,443.00	532,114.00	7,272,329.00	6.82
GROSSMAN BURN FOUNDATION	1	883.00	152.25	730.75	17.24
GUIDE DOGS FOR THE BLIND, INC.	1	27,546,912.00	6,918,523.00	20,628,389.00	25.12
GUILD OPERA COMPANY, INC.	1	79,806.62	62,551.13	17,255.49	78.38
H.E. ART PROJECT dba: ARTWORXLA	2	183,990.00	49,296.26	134,693.74	26.79
HABITAT FOR HUMANITY OF GREATER LOS ANGELES	1	673,964.00	350,798.00	323,166.00	52.05
HABITS OF WASTE, DBA CRAYON COLLECTION INC.	2	491,702.50	111,867.51	379,834.99	22.75
HADASSAH SOUTHERN CALIFORNIA, HWZOA	1				
HADLEY INSTITUTE FOR THE BLIND AND VISUALLY IMPAIRED (Formerly THE HADLEY SCHOOL FOR THE BLIND)	1				
HAMBURGER HOME dba: AVIVA FAMILY AND CHILDREN'S SERVICES	1	243,160.94	171,445.06	71,715.88	70.51
HANCOCK PARK GARDEN CLUB	1	23,981.00	416.00	23,565.00	1.73
HAROLD AND CAROLE PUMP FOUNDATION	1	2,431,198.25	1,169,769.63	1,261,428.63	48.11
HARRIETT BUHAI CENTER FOR FAMILY LAW	1	743,102.69	7,891.45	735,211.24	1.06
HARVARD-WESTLAKE SCHOOL PARENTS ASSOCIATION	1	196,745.73	146,794.78	49,950.95	74.61
HAZY MOON ZEN CENTER	1	40,421.25	62.00	40,359.25	0.15
HEALING ARTS REACHING KIDS (HARK)	1	47,429.00	13,446.00	33,983.00	28.35
HEALTHCARE FOUNDATION AT GLENDALE ADVENTIST MEDICAL CENTER FOUNDATION	1	171,904.00	303,975.75	-132,071.75	176.83
HEARING HEALTH FOUNDATION	1	4,961,472.00	211,052.00	4,750,420.00	4.25
HEART FOUNDATION	1	493,956.16	210,730.88	283,225.28	42.66
HEART OF LOS ANGELES YOUTH, INC.	1	495,775.00	191,422.66	304,352.34	38.61
HEART OF THE BRAIN FOUNDATION	1	579,626.00	39,916.00	539,710.00	6.89
HEART TO HEART DONATIONS, INC.	1				
HEIFER PROJECT INTERNATIONAL	1	70,852.00	728,977.00	-658,125.00	1028.87
HELEN KELLER INTERNATIONAL, INC.	1	134,759.58	62.00	134,697.58	0.05
HELP GROUP CHILD AND FAMILY CENTER (THE) dba: THE HELP GROUP	1	1,764,650.00	151,341.48	1,613,308.52	8.58
HELP HOSPITALIZED VETERANS aka HELP HEAL VETERANS	1	12,916,870.00	8,753,284.00	4,163,586.00	67.77



Agency Name	Applications Received	Gross Receipts	Total Expenses	Net Receipts	Expense Ratio (%)
HELPING HANDS FOR THE BLIND	1	1,800.00	1,212.00	588.00	67.33
HELPING HANDS FOR THE HOMELESS	1	1,200.00	482.00	718.00	40.17
HENRY MAYO NEWHALL MEMORIAL HEALTH FOUNDATION	1	218,770.34	37,900.69	180,869.65	17.32
HIGHLAND HALL, INC. aka: HIGHLAND HALL WALDORF SCHOOL	1	236,180.98	712.00	235,468.98	0.30
HILARITY FOR CHARITY	1	880,290.31	376,932.84	503,357.47	42.82
HISPANAS ORGANIZED FOR POLITICAL EQUALITY - CALIFORNIA	1				
HOLOCAUST MUSEUM LA	1	662,317.00	226,072.00	436,245.00	34.13
HOLY FAMILY SERVICES, ADOPTION AND FOSTER CARE	2	88,469.87	12,065.60	76,404.27	13.64
HOMEBOY INDUSTRIES	2	2,116,255.75	871,820.30	1,244,435.45	41.20
HOMELESS HEALTH CARE LOS ANGELES	1				
HOPE FOR PAWS	1				
HOPE SCHOOL FOUNDATION	2	10.00	62.00	-52.00	620.00
HOPE THE MISSION formally HOPE OF THE VALLEY RESCUE MISSION	2	481,901.03	196,075.92	285,825.11	40.69
HORSES IN THE HOOD	1	14,316.16	4,012.00	10,304.16	28.02
HOSPITALER FOUNDATION OF CALIFORNIA, INC.	1	238,087.00	95,264.00	142,823.00	40.01
HUMANE SOCIETY LEGISLATIVE FUND aka: HSUS FUND FOR ANIMALS	1	62,427.00	13,209.00	49,218.00	21.16
HUMANE SOCIETY OF THE UNITED STATES	1	1,547,999.00	552,807.00	995,192.00	35.71
HUMANE SOCIETY OF THE UNITED STATES WILDLIFE LAND TRUST	1	19,005.00	635.00	18,370.00	3.34
I S K C O N OF ARIZONA, INC. dba: "BLUE LOTUS"	1	0.00	0.00	0.00	
IGNITED LIGHT	1	13,508.00	14,766.24	-1,258.24	109.31
IMAGINE LOS ANGELES, INC. dba: IMAGINE L.A.	2	422,519.00	43,883.61	378,635.39	10.39
IMMACULATE HEART COMMUNITY	1				#VALUE!
IMMACULATE HEART HIGH SCHOOL	1	288,733.88	57,317.09	231,416.79	19.85
INCLUSIVE ACTION FOR THE CITY	1	0.00	62.00	-62.00	
INDEPENDENT LIVING CENTER OF SOUTHERN CALIFORNIA, INC.	1				
INNER-CITY ARTS	2	529,779.81	153,008.46	376,771.35	28.88
INSTITUTE OF CLASSICAL ARCHITECTURE AND ART, SO. CALIFORNIA CHAPTER	1	328,209.50	82,923.00	245,286.50	25.27
INSTITUTE OF WORLD POLITICS	1	9,926,754.00	781,071.00	9,145,683.00	7.87
INTERNATIONAL FELLOWSHIP OF CHRISTIANS AND JEWS	1				
INTERNATIONAL MEDICAL CORPS	2	901,163.00	263,978.00	637,185.00	29.29
INTERNATIONAL ORTHODOX CHRISTIAN CHARITIES	1	37,334,668.00	1,281,175.00	36,053,493.00	3.43
INTERNATIONAL RELIEF TEAMS	1	52,197,368.00	278,483.00	51,918,885.00	0.53
INTERNATIONAL SOCIETY FOR KRISHNA CONSCIOUSNESS OF CALIFORNIA INC.	1	247,800.00	223,162.00	24,638.00	90.06
IPALPITI ARTISTS INTERNATIONAL, INC.	1				
IVY HERITAGE FOUNDATION, INC.	2	2,827.14	1,564.00	1,263.14	55.32
J V S SOCAL Formerly JEWISH VOCATIONAL SERVICE	1	832,143.00	115,947.00	716,196.00	13.93
JAPANESE AMERICAN CITIZENS LEAGUE, INC. - PACIFIC SOUTHWEST DISTRICT COUNCIL	1	9,115.00	1,509.00	7,606.00	16.56
JAPANESE AMERICAN CULTURAL AND COMMUNITY CENTER	1				
JAPANESE AMERICAN NATIONAL MUSEUM	2	1,314,995.00	376,644.69	938,350.31	28.64
JEFFREY FOUNDATION	2	110,668.00	6,624.00	104,044.00	5.99
JESTER AND PHARLEY PHUND THE	1	36,354.93	3,693.13	32,661.80	10.16
JEWISH BIG BROTHERS BIG SISTERS ASSOCIATION OF LOS ANGELES	1				
JEWISH FAMILY SERVICE OF LOS ANGELES	1	1,599,636.25	149,330.56	1,450,305.69	9.34
JEWISH FEDERATION - COUNCIL OF GREATER LOS ANGELES	1	1,080,896.00	380,677.00	700,219.00	35.22
JHPIEGO CORPORATION	1	1,165,492.00	182,469.17	983,022.83	15.66
JOHN THOMAS DYE SCHOOL	3	346,695.00	139,810.62	206,884.38	40.33
JONATHAN FOUNDATION FOR CHILDREN WITH LEARNING DISABILITIES, INC.	1	40,757.28	25,078.36	15,678.92	61.53
JONSSON CANCER CENTER FOUNDATION - UCLA	1	1,087,085.00	287,795.50	799,289.50	26.47
JUUJ FOUNDATION	1				
JUNIOR LEAGUE OF LOS ANGELES, INC.	6	150,630.98	9,618.67	141,012.31	6.39
JUS TUS, INC.	2	10,200.00	262.00	9,938.00	2.57
K.W. LEE CENTER FOR LEADERSHIP	1				
KEEP YOUTH DOING SOMETHING, INC. dba: KYDS	1	102,886.10	144.59	102,741.51	0.14
KEIRO SERVICES	1	899,145.94	9,116.02	890,029.92	1.01
KENTER CANYON SCHOOL PARENTS SUPPORT GROUP	1	126,210.00	28,758.00	97,452.00	22.79
KENTWOOD PLAYERS	1	0.00	62.00	-62.00	
KIWANIS INTERNATIONAL FOUNDATION dba KIWANIS CHILDREN'S FUND	1	2,935,733.00	1,438,402.00	1,497,331.00	49.00
KIZUNA LITTLE TOKYO, INC.	3	117,001.89	80,261.61	36,740.28	68.60
KLING STREET KIDS	1	22,399.00	662.00	21,737.00	2.96
KOREAN AMERICAN FAMILY SERVICES, INC.	1	133,000.00	101,184.00	31,816.00	76.08
KOREAN HEALTH, EDUCATION, INFORMATION AND RESEARCH CENTER ( KHEIR )	1	217,059.00	47,992.00	169,067.00	22.11
KOREATOWN YOUTH AND COMMUNITY CENTER, INC.	3	586,104.00	62,386.08	523,717.92	10.64
L A C B A COUNSEL FOR JUSTICE	1	393,825.00	139,454.00	254,371.00	35.41
L A C E R AFTERSCHOOL PROGRAMS	1				
L T S C COMMUNITY DEVELOPMENT CORPORATION aka: LITTLE TOKYO SERVICE CENTER	2	2,829,511.16	350,985.94	2,478,525.22	12.40
L.A. FAMILY HOUSING CORPORATION	2	2,376,449.00	808,765.00	1,567,684.00	34.03
L.A. GOAL aka LOS ANGELES G.O.A.L. aka LOS ANGELES GREATER OPPORTUNITIES FOR ADVANCED LIVING	1	687,009.00	5,629.00	681,380.00	0.82
L.A. VOICE	1	50,425.00	30,113.00	20,312.00	59.72
LA PLAZA DE CULTURA Y ARTES	1	341,325.00	123,606.50	217,718.50	36.21
LA'S BEST	1				
LABORERS' LOCAL 300 SCHOLARSHIP FUND	1	151,650.00	32,169.33	119,480.67	21.21
LADIES OF CHARITY OF ST. VINCENT DE PAUL ARCHDIOCESE OF LOS ANGELES	1	6,160.00	1,816.86	4,343.14	29.49
LADY FREETHINKER	1				
LAS CANDALISTAS, INC.	1	61,538.00	18,298.00	43,240.00	29.73
LAS CANDELAS, INC.	1	167,376.97	73,982.99	93,393.98	44.20
LAS DORADAS	1	36,234.50	3,417.63	32,816.87	9.43
LAST CHANCE FOR ANIMALS	1				
LATINA LAWYERS BAR ASSOCIATION	1				
LATINO THEATER COMPANY	1	140,000.00	39,862.00	100,138.00	28.47
LEADER DOGS FOR THE BLIND	1	19,021,730.00	2,899,873.00	16,121,857.00	15.25
LEADERSHIP EDUCATION FOR ASIAN-PACIFICS, INC.	1	336,763.00	144,298.00	192,465.00	42.85
LEARNING RIGHTS LAW CENTER	1	206,582.78	33,788.00	172,794.78	16.36
LEARNING WITH A DIFFERENCE dba: WESTMARK SCHOOL	1	286,215.00	73,240.41	212,974.59	25.59
LEGACY LADIES, INC.	1	172,125.00	47,894.00	124,231.00	27.83
LEGAL AID FOUNDATION OF LOS ANGELES	1	826,096.00	154,456.00	671,640.00	18.70
LEO BAECK TEMPLE	1	178,425.00	43,397.90	135,027.10	24.32
LEUKEMIA AND LYMPHOMA SOCIETY, INC.	1	441,317,504.00	54,854,964.00	386,462,540.00	12.43
LEVITT AND QUINN FAMILY LAW CENTER	2	731,214.00	183,074.92	548,139.08	25.04
LGBT BAR ASSOCIATION OF LOS ANGELES	1	5,062.00	62.00	5,000.00	1.22
LIBERTY HILL FOUNDATION	1	434,414.00	247,369.00	187,045.00	56.94
LIBRARY FOUNDATION OF LOS ANGELES	1				
LITTLE SISTERS OF THE POOR OF LOS ANGELES	1	50,000.00	2,562.00	47,438.00	5.12
LORRAINE JACKSON FOUNDATION	1				
LOS ANGELES 10TH DISTRICT - CALIFORNIA CONGRESS OF PARENTS, TEACHERS AND STUDENTS	2				
LOS ANGELES ALLIANCE FOR A NEW ECONOMY	1	236,000.00	76,062.00	159,938.00	32.23

Agency Name	Applications Received	Gross Receipts	Total Expenses	Net Receipts	Expense Ratio (%)
LOS ANGELES BROTHERHOOD CRUSADE - BLACK UNITED FUND, INC.	1				
LOS ANGELES CENTER FOR LAW AND JUSTICE	1	656,058.50	217,781.58	438,276.92	33.20
LOS ANGELES CHAMBER ORCHESTRA SOCIETY, INC.	1	694,385.00	239,929.00	454,456.00	34.55
LOS ANGELES CHRISTIAN HEALTH CENTERS	1				
LOS ANGELES CONSERVATION CORPS, INC.	2	289,623.00	85,309.00	204,314.00	29.46
LOS ANGELES COUNTY DEVELOPMENTAL SERVICES FOUNDATION dba: FRANK D. LANTERMAN REGIONAL CENTE	1				
LOS ANGELES COUNTY/USC MEDICAL CENTER AUXILIARY aka: CARES	3	1,261,300.22	591,655.75	669,644.47	46.91
LOS ANGELES DODGERS FOUNDATION	7	13,287,949.00	7,426,222.63	5,861,726.38	55.89
LOS ANGELES EDUCATION PARTNERSHIP	1	7,675.00	6,051.60	1,623.40	78.85
LOS ANGELES FAMILY SCHOOL	1	43,524.00	762.00	42,762.00	1.75
LOS ANGELES FIRE DEPARTMENT FOUNDATION	2	4,843,795.00	812,187.56	4,031,607.44	16.77
LOS ANGELES FIREMENS RELIEF ASSOCIATION dba: WIDOWS, ORPHANS, AND DISABLED FIREMEN'S FUND	2	139,546.09	66,829.87	72,716.22	47.89
LOS ANGELES FOUNDATION ON AGING	2				
LOS ANGELES JEWISH HOME FOR THE AGING	6	1,780,213.00	565,677.97	1,214,535.03	31.78
LOS ANGELES LGBT CENTER	1				
LOS ANGELES MUSIC AND ART SCHOOL	1	98,605.00	12,393.74	86,211.26	12.57
LOS ANGELES NOMADIC DIVISION	1	7,050.00	14,080.52	-7,030.52	199.72
LOS ANGELES OPERA COMPANY	1	2,372,673.25	625,481.75	1,747,191.50	26.36
LOS ANGELES ORPHANAGE GUILD	4	222,421.00	100,920.00	121,501.00	45.37
LOS ANGELES PARKS FOUNDATION	1	156,600.00	29,690.00	126,910.00	18.96
LOS ANGELES PHILHARMONIC ASSOCIATION	3	6,604,285.00	1,996,513.88	4,607,771.13	30.23
LOS ANGELES PHILHARMONIC ASSOCIATION - LOS ANGELES PHILHARMONIC COMMITTEE	2	54,640.00	19,933.41	34,706.59	36.48
LOS ANGELES POLICE ACADEMY REVITALIZATION ALLIANCE	1	2,075.00	62.00	2,013.00	2.99
LOS ANGELES POLICE FOUNDATION	5	8,486,770.44	1,096,137.80	7,390,632.64	12.92
LOS ANGELES POLICE MEMORIAL FOUNDATION	1	501,023.00	62.00	500,961.00	0.01
LOS ANGELES POLICE MUSEUM	1	97,798.20	81,735.94	16,062.27	83.58
LOS ANGELES POLICE RESERVE FOUNDATION	1	321,535.00	110,391.88	211,143.12	34.33
LOS ANGELES REGIONAL FOOD BANK	2	35,779,900.00	2,669,523.00	33,110,377.00	7.46
LOS ANGELES RESIDENTIAL COMMUNITYFOUNDATION - L.A.R.C.	1	374,353.16	13,355.15	360,998.01	3.57
LOS ANGELES RIVER REVITALIZATION CORPORATION	1				
LOS ANGELES SPORTS & ENTERTAINMENT COMMISSION	1	24,067,122.00	395,521.84	23,671,600.16	1.64
LOS ANGELES TEAM MENTORING, INC.	1	1,210,552.13	233,668.00	976,884.13	19.30
LOS ENCINOS SCHOOL	1	300,079.00	94,154.00	205,925.00	31.38
LOYOLA HIGH SCHOOL OF LOS ANGELES	4	2,734,757.00	535,857.00	2,198,900.00	19.59
LUPUS FOUNDATION OF AMERICA, INC.	1				
M O S T E (MOTIVATING OUR STUDENTS THROUGH EXPERIENCE)	1	53,960.00	19,523.71	34,436.29	36.18
M V A T, A NON-PROFIT CORPORAATION	1	283,450.00	7,379.00	276,071.00	2.60
MADISON PROJECT dba THE BROAD STAGE	1	54,718.50	1,062.00	53,656.50	1.94
MAKE-A-WISH FOUNDATION OF GREATER LOS ANGELES	2				
MAR VISTA FAMILY CENTER	1	132,255.00	28,464.43	103,790.57	21.52
MAR VISTA SCHOOL ENRICHMENT GROUP	1	602,750.00	24,444.00	578,306.00	4.06
MARCH OF DIMES FOUNDATION	1	330,669.19	159,554.39	171,114.80	48.25
MARIANNE FROSTIG CENTER OF EDUCATIONAL THERAPY	1	121,466.82	14,576.57	106,890.25	12.00
MARLBOROUGH SCHOOL	1	13,400.00	71,169.00	-57,769.00	531.11
MARY QUEEN OF THE THIRD MILLENNIUM USA, INC.	1	2,710,969.00	18,896.00	2,692,073.00	0.70
MARY STAR OF THE SEA CATHOLIC CHURCH	1	267,642.00	168,967.56	98,674.44	63.13
MAYS MISSION FOR THE HANDICAPPED, INC.	1	495,063.00	81,760.00	413,303.00	16.52
MAZON, INC., A JEWISH RESPONSE TO HUNGER	1	8,401,435.00	968,399.00	7,433,036.00	11.53
MEALS ON WHEELS WEST	1	356,178.00	112,550.00	243,628.00	31.60
MEND, INC. (Meet Each Need With Dignity)	1	4,625,127.00	451,827.00	4,173,300.00	9.77
MENTAL HEALTH ADVOCACY SERVICES, INC.	2	291,314.62	32,926.47	258,388.15	11.30
MENTAL HEALTH AMERICA OF LOS ANGELES	1	1,047,273.69	14,092.41	1,033,181.28	1.35
MIDNIGHT MISSION	1	10,457,257.00	1,705,746.00	8,751,511.00	16.31
MIRMAN SCHOOL FOR GIFTED CHILDREN	4	3,590,042.47	290,120.83	3,299,921.64	8.08
MISSIONARY CHURCH OF THE DISCIPLES OF JESUS CHRIST	2	56,900.00	56,336.00	564.00	99.01
MOMENTUM WHEELS FOR HUMANITY (Formerly:UCP WHEELS FOR HUMANITY)	1	720,626.00	158,283.00	562,343.00	21.96
MOTHERS2MOTHERS INTERNATIONAL, INC	2	0.00	2,074.00	-2,074.00	
MOTION PICTURE AND TELEVISION FUND	3	8,447,635.00	3,387,344.00	5,060,291.00	40.10
MUSEUM ASSOCIATES dba: LOS ANGELES COUNTY MUSEUM OF ART	3	94,392,257.75	8,949,422.56	85,442,835.19	9.48
MUSEUM OF CONTEMPORARY ART (MOCA)	1	2,960,845.00	1,205,870.25	1,754,974.75	40.73
MUSEUM OF FLYING	1	56,182.00	775.00	55,407.00	1.38
NA'AMAT USA - SAN FERNANDO VALLEY COUNCIL	1				
NATIONAL ASSOCIATION OF CHIEFS OF POLICE, INC.	1	1,791,766.00	1,175,419.00	616,347.00	65.60
NATIONAL CHARITY LEAGUE, INC., PENINSULA CHAPTER	1	239,672.50	52,195.10	187,477.40	21.78
NATIONAL CHARITY LEAGUE, INC., SAN FERNANDO VALLEY CHAPTER	1	272,833.00	171,359.00	101,474.00	62.81
NATIONAL CHILDREN'S CANCER SOCIETY, INC.	1	39,663,476.00	4,205,570.00	35,457,906.00	10.60
NATIONAL COUNCIL OF JEWISH WOMEN, INC. - LOS ANGELES SECTION	1	122,716.84	2,039.00	120,677.84	1.66
NATIONAL MULTIPLE SCLEROSIS SOCIETY	1	164,954,384.00	30,862,916.00	134,091,468.00	18.71
NATIONAL MUSEUM OF WOMEN IN THE ARTS, INC.	1	38,518.00	27,514.00	11,004.00	71.43
NATIONAL ORGANIZATION FOR WOMEN FOUNDATION	1				
NATIONAL ORGANIZATION FOR WOMEN, INC.	1				
NATIONAL PARKS CONSERVATION ASSOCIATION	1	48,480,008.00	5,240,134.00	43,239,874.00	10.81
NATIONAL TUBEROUS SCLEROSIS ALLIANCE dba: TUBEROUS SCLEROSIS ALLIANCE	1	587,800.00	133,857.00	453,943.00	22.77
NATIONAL VACCINE INFORMATION CENTER	1				
NATIONAL WORLD WAR II MUSEUM, INC.	1	58,814,584.00	4,958,537.00	53,856,047.00	8.43
NEIGHBORHOOD NURSERY SCHOOL	2	28,497.26	10,929.50	17,567.76	38.35
NEW DIRECTIONS, INC.	1	168,000.00	48,103.00	119,897.00	28.63
NEW ERA RELIEF - SOBER LINK EDUCATIONAL PROGRAMS	1	35,662.00	3,532.00	32,130.00	9.90
NEW HORIZONS: SERVING INDIVIDUALS WITH SPECIAL NEEDS	5	654,933.03	193,833.86	461,099.17	29.60
NEW VILLAGE CHARTER SCHOOL	1	1,687,875.00	222,510.00	1,465,365.00	13.18
NGA HANCOCK PARK-NATIONAL GIVING ALLIANCE(formerly NEEDLEWORK GUILD OF AMERICA- HANCOCK PARK BRANCH)	1	145,710.00	40,375.00	105,335.00	27.71
NORTHRIDGE HOSPITAL FOUNDATION	3	698,040.73	296,363.28	401,677.46	42.46
NORTHRIDGE WOMAN'S CLUB	1	5,370.00	4,339.32	1,030.68	80.81
NORTON SIMON MUSEUM OF ART AT PASADENA	1	406,290.00	67,865.00	338,425.00	16.70
NOTRE DAME HIGH SCHOOL	2	389,573.00	91,638.30	297,934.70	23.52
NURTURY PRESCHOOL aka: THE NURTURY	1	12,600.32	2,708.94	9,891.38	21.50
OAKS SCHOOL	1	71,428.00	23,226.00	48,202.00	32.52
OAKWOOD SCHOOL	3	3,451,371.00	214,780.60	3,236,590.40	6.22
ONE NATION UNDER GOD CHRISTIAN CHURCH	1	1,000.00	512.00	488.00	51.20
ONEGENERATION	2	218,631.71	29,058.72	189,572.99	13.29
OPEN ARMS PREGNANCY CLINIC	1	128,337.00	13,448.00	114,889.00	10.48
OPEN PATHS COUNSELING CENTER	1				
OPERATION HEALING FORCES, INC.	1				
OPICA ADULT DAY CARE, INC.	2	153,171.50	33,579.03	119,592.47	21.92
OPTIMIST BOYS HOME AND RANCH, INC. dba: OPTIMIST YOUTH HOMES AND FAMILY SERVICES	2	1,140,006.00	541,320.00	598,686.00	47.48

Agency Name	Applications Received	Gross Receipts	Total Expenses	Net Receipts	Expense Ratio (%)
ORTHOPAEDIC INSTITUTE FOR CHILDREN FOUNDATION (Formerly LOS ANGELES ORTHOPAEDIC HOSPITAL FOUNDATION	3	1,642,671.66	528,885.60	1,113,786.06	32.20
OTIS ART INSTITUTE dba OTIS COLLEGE OF ART AND DESIGN	2	233,347.70	68,386.50	164,961.20	29.31
OUR COMMUNITY LA ( Formerly OUR CHILDREN LA)	2	54,370.60	1,792.00	52,578.60	3.30
OUR HOUSE, INC. aka: OUR HOUSE GRIEF SUPPORT CENTER	1	767,581.00	264,446.59	503,134.41	34.45
OUR LADY OF LOURDES CHURCH (Northridge)	1				
OUR LADY OF PEACE CATHOLIC CHURCH	1	94,867.00	31,450.00	63,417.00	33.15
OXFAM AMERICA, INC	1				
PACIFIC PALISADES LIBRARY ASSOCIATION, INC.	1	398,771.88	3,237.98	395,533.90	0.81
PAINTED TURTLE GANG CAMP FOUNDATION	1	397,526.25	20,097.09	377,429.16	5.06
PALISADES SYMPHONY ORCHESTRA	1	11,850.00	278.00	11,572.00	2.35
PALOS VERDES ART CENTER aka: THE CIRCLE	1				
PALOS VERDES JUNIOR WOMEN'S CLUB	1				
PARALYZED VETERANS OF AMERICA	1	104,618,160.00	56,100,184.00	48,517,976.00	53.62
PARENT TALK, INC.	1	934,225.00	109,847.00	824,378.00	11.76
PARENTS ASSOCIATION COLFAX ELEMENTARY	1	191,185.95	40,063.62	151,122.33	20.96
PARENTS FOR CARPENTER, INC.	6	804,678.21	181,358.54	623,319.68	22.54
PASADENA SHOWCASE HOUSE FOR THE ARTS	1	1,870,084.00	1,025,552.00	844,532.00	54.84
PATHWAYS LA	1	0.00	1,037.00	-1,037.00	
PATIENT ACCESS NETWORK FOUNDATION	1				
PEACE OVER VIOLENCE	1	277,230.00	97,682.79	179,547.21	35.24
PEDIATRIC AND FAMILY MEDICAL CENTER dba: EISNER PEDIATRIC AND FAMILY MEDICAL CENTER	2	221,976.00	116,547.81	105,428.19	52.50
PENTAGON FEDERAL CREDIT UNION FOUNDATION	1	0.00	62.00	-62.00	
PEPPERDINE UNIVERSITY	1	31,608.30	8,541.28	23,067.02	27.02
PEPPERDINE UNIVERSITY - ASSOCIATES	1	273,000.00	452,227.13	-179,227.13	165.65
PEPPERDINE UNIVERSITY - ATHLETICS DEPARTMENT	1	189,018.33	89,254.39	99,763.94	47.22
PEPPERDINE UNIVERSITY - CENTER FOR THE FAMILY	1	244,351.27	91,024.71	153,326.55	37.25
PERFORMING ARTS CENTER OF LOS ANGELES COUNTY dba: MUSIC CENTER	3	11,167,497.00	3,709,744.84	7,457,752.16	33.22
PERFORMING ARTS FOR LIFE AND EDUCATION FOUNDATION	1	5,250.00	8,712.00	-3,462.00	165.94
PETERSEN AUTOMOTIVE MUSEUM	1	1,821,000.00	1,120,167.00	700,833.00	61.51
PHYSICIANS FOR SOCIAL RESPONSIBILITY (National Office)	1	2,214,506.00	89,108.00	2,125,398.00	4.02
PI BETA PHI FOUNDATION	1				
PILOT LIGHT FOUNDATION	1				
PLANNED PARENTHOOD ACTION FUND, INC	1	53,215,180.00	11,407,971.00	41,807,209.00	21.44
PLANNED PARENTHOOD FEDERATION OF AMERICA, INC.	1	428,045,056.00	56,191,488.00	371,853,568.00	13.13
PLANNED PARENTHOOD LOS ANGELES	2	18,805,601.00	2,529,721.00	16,275,880.00	13.45
PLUNUM HEALTH	1				
PLURALISTIC SCHOOL	1	428,992.00	164,868.00	264,124.00	38.43
POINT FOUNDATION	1				
PREGNANCY COUNSELING CENTER	1	182,580.88	49,673.19	132,907.68	27.21
PROFESSIONAL PEACE OFFICERS STAR AND SHIELD FOUNDATION	2	175,714.50	96,391.77	79,322.73	54.86
PROJECT BY PROJECT, INC.	1				
PROJECT HOPE: THE PEOPLE-TO-PEOPLE HEALTH FOUNDATION	1	60,146.54	62.00	60,084.54	0.10
PROJECT VERITAS	1	19,700,000.00	1,357,862.00	18,342,138.00	6.89
PROMISES FOUNDATION	1				
PROVIDENCE HEALTH AND SERVICES FOUNDATION, SF AND SCVSA dba: PROVIDENCE ST. JOSEPH FOUNDATION	1	436,650.00	161,956.00	274,694.00	37.09
PROVIDENCE HIGH SCHOOL	1	159,747.00	55,223.03	104,523.97	34.57
PSI DELTA SIGMA, INC.	1	17,846.00	5,563.00	12,283.00	31.17
PUBLIC COUNSEL	3	2,931,342.44	331,568.72	2,599,773.72	11.31
PUNTE LEARNING CENTER	3	126,046.00	42,000.00	84,046.00	33.32
R H F CHARITABLE FOUNDATION	1	850,243.00	120,728.00	729,515.00	14.20
RACE TO ERASE MS	1	1,436,115.00	683,127.44	752,987.56	47.57
RAGS FOR RICHES FOUNDATION	1				
RAINBOW SERVICES, LTD.	1	67,500.00	8,611.91	58,888.09	12.76
RAISE A CHILD, INCORPORATED	1	196,958.00	55,622.00	141,336.00	28.24
RANDAL D. SIMMONS OUTREACH FOUNDATION	1	18,199.01	8,187.97	10,011.04	44.99
READING IS FUNDAMENTAL OF SOUTHERN CALIFORNIA, INC.	1	32,047.00	6,586.00	25,461.00	20.55
REALISTIC EDUCATION IN ACTION COALITION TO FOSTER HEALTH (REACH LA)	1	21,893.32	4,562.00	17,331.32	20.84
REASON FOUNDATION	1	12,994,773.00	1,460,015.00	11,534,758.00	11.24
RELIGIOUS FREEDOM COALITION	1	1,525,709.00	126,151.00	1,399,558.00	8.27
RESCUE MISSION ALLIANCE dba: SAN FERNANDO VALLEY RESCUE MISSION	1				
RESCUE MISSION ALLIANCE dba: VALLEY FOOD BANK	1				
RESCUES ROCK, INC.	1	0.00	62.00	-62.00	
RONALD MCDONALD HOUSE CHARITIES OF SOUTHERN CALIFORNIA	2	11,207,764.00	797,942.00	10,409,822.00	7.12
RONNIE JAMES DIO "STAND UP AND SHOUT" CANCER FUND	1	70,967.90	33,256.28	37,711.62	46.86
ROSCOMARE SCHOOL BOOSTER CLUB	1	107,541.00	29,411.30	78,129.70	27.35
RYMAN-CARROLL FOUNDATION	1	150,589.00	51,026.00	99,563.00	33.88
S T E M ADVANTAGE	1	183,842.00	41,076.00	142,766.00	22.34
SABAN FREE CLINIC aka: SABAN COMMUNITY CLINIC	3	2,426,306.40	281,640.00	2,144,666.40	11.61
SAFFYRE SANCTUARY, INC.	1	121,392.00	19,319.12	102,072.88	15.91
SAINTE JOHN'S HEALTH CENTER FOUNDATION	3	34,255,849.00	4,807,267.44	29,448,581.56	14.03
SAINTE MARY'S ACADEMY	1	249,534.00	139,391.00	110,143.00	55.86
SALVATION ARMY WORLD SERVICE OFFICE	1				
SAN FERNANDO VALLEY COMMUNITY MENTAL HEALTH CENTER, INC.	1	2,287,309.25	5,128.11	2,282,181.14	0.22
SAN FERNANDO VALLEY HONGWANJI BUDDHIST TEMPLE	1	0.00	62.00	-62.00	
SAN PEDRO PENINSULA CANCER GUILD	1	210,090.58	112,367.12	97,723.46	53.49
SANTE D'OR FOUNDATION	1	127,063.00	11,618.00	115,445.00	9.14
SAVE A HEART FOUNDATION	1				
SAVE WEDDINGTON INC.	1	38,343.70	40,285.90	-1,942.20	105.07
SEASUN THEATRE ARTIST GROUP	1				
SHAKESPEARE BY THE SEA	2	352,536.00	100,572.00	251,964.00	28.53
SHAKESPEARE CENTER OF LOS ANGELES (THE) aka SHAKESPEARE FESTIVAL LA, INC.	1	119,487.00	88,298.58	31,188.42	73.90
SHARE, INC.	1	208,262.19	45,979.72	162,282.47	22.08
SHERMAN OAKS FRIENDS OF THE LIBRARY	1	15,508.20	356.74	15,151.46	2.30
SISTERS OF ST. JOSEPH IN CALIFORNIA	1	284,438.88	67,376.19	217,062.69	23.69
SKID ROW HOUSING TRUST	1				
SOCIETY OF ST. VINCENT DE PAUL, COUNCIL OF LOS ANGELES	1	149,368.50	57,245.00	92,123.50	38.32
SOUL FOOD FOR YOUR BABY, INC.	1				
SOUTHERN CALIFORNIA CONFERENCE OF SEVENTH-DAY ADVENTISTS	1	4,339.05	62.00	4,277.05	1.43
SOUTHERN CALIFORNIA FLOATING CHRISTIAN ENDEAVOR aka: BEACON LIGHT MISSION	1	367,992.41	34,354.28	333,638.13	9.34
SOUTHERN CALIFORNIA INSTITUTE OF ARCHITECTURE	1	474,239.09	178,617.97	295,621.13	37.66
SOUTHERN CALIFORNIA PUBLIC RADIO	1				
SOUTHERN POVERTY LAW CENTER, INC.	1	140,350,976.00	16,041,309.00	124,309,667.00	11.43
SPECIAL CHILD, USA	1	500.00	62.00	438.00	12.40
SPECIAL OLYMPICS , INC.	1				
SPECIAL OLYMPICS SOUTHERN CALIFORNIA, INC.	1	2,506,238.00	464,987.00	2,041,251.00	18.55



Agency Name	Applications Received	Gross Receipts	Total Expenses	Net Receipts	Expense Ratio (%)
SPINA BIFIDA ASSOCIATION OF AMERICA FOUNDATION	1				
ST. ANNE'S FAMILY SERVICES AKA. ST. ANNE'S MATERNITY HOME	1	357,703.78	160,342.00	197,361.78	44.83
ST. FRANCIS CENTER	2	2,916,965.75	1,859,027.13	1,057,938.63	63.73
ST. FRANCIS DE SALES SCHOOL	1	335,543.41	225,495.42	110,047.98	67.20
ST. FRANCIS XAVIER CHAPEL - JAPANESE CATHOLIC CENTER	7	90,705.48	27,318.11	63,387.37	30.12
ST. GERARD MAJELLA CATHOLIC CHURCH	1	70,385.40	43,154.05	27,231.35	61.31
ST. JAMES INN	2	354,012.69	80,776.56	273,236.13	22.82
ST. PAUL THE APOSTLE CHURCH AND SCHOOL	1	1,285,781.00	565,398.00	720,383.00	43.97
ST. VINCENT SENIOR CITIZEN NUTRITION PROGRAM, INC. dba: ST. VINCENT MEALS ON WHEELS	2	7,812,932.00	1,159,022.00	6,653,910.00	14.83
STONE SOUP CHILD CARE PROGRAMS	1	300,720.00	30,082.00	270,638.00	10.00
STRATEGIC CONCEPTS IN ORGANIZING AND POLICY EDUCATION	1	0.00	1,037.00	-1,037.00	
STRAY CAT ALLIANCE	1				
STUDENTS RUN AMERICA dba: STUDENTS RUN LA.	1	120,815.85	9,413.21	111,402.64	7.79
SUGAR RAY LEONARD FOUNDATION	1	662,807.00	368,854.00	293,953.00	55.65
T E L A C U EDUCATION FOUNDATION	1	2,098,773.00	198,894.00	1,899,879.00	9.48
TAFT CHARTER HIGH SCHOOL PTO fka: TAFT HIGH SCHOOL BOOSTER CLUB	1	19,858.00	402.17	19,455.83	2.03
TARZANA TREATMENT CENTERS, INC.	1	87,337.00	6,312.00	81,025.00	7.23
TEAMPIG, LLC	3	36,065.00	33,428.15	2,636.85	92.69
TEMPLE AHAVAT SHALOM	1	82,160.00	14,176.00	67,984.00	17.25
THAI HEALTH AND INFORMATION SERVICES	1	1,098.00	62.00	1,036.00	5.65
THE ARTHRITIS FOUNDATION, INC.	2				
THE CONNIE RICE INSTITUTE FOR URBAN PEACH	1				
THE GIVING SPIRIT	1	874,084.81	54,413.55	819,671.26	6.23
THE HARC FOUNDATION	1	1,075.00	75.00	1,000.00	6.98
THE HUMAN FAMILY EDUCATIONAL AND CULTURAL INSTITUTE	1	292,480.00	150,023.00	142,457.00	51.29
THE INDEPENDENT INSTITUTE	1	4,744,383.00	499,933.00	4,244,450.00	10.54
THE IVY CENTENNIAL FOUNDATION, INC.	1	13,778.72	3,188.76	10,589.96	23.14
THE JOHN M. LANGSTON BAR ASSOCIATION OF LOS ANGELES, INC.	2	291,514.50	187,275.26	104,239.24	64.24
THE JUANITA A. PORTLOCK MEMORIAL SCHOLARSHIP FUND	1	35,345.00	14,722.14	20,622.86	41.65
THE MAPLE COUNSELING CENTER	1	633,718.00	85,477.00	548,241.00	13.49
THE MAYOR'S FUND FOR LOS ANGELES	1	5,420,224.00	3,936.00	5,416,288.00	0.07
THE MONTPELIER FOUNDATION	1	5,245,099.00	777,819.00	4,467,280.00	14.83
THE NATURE CONSERVANCY	1	927,132,096.00	146,209,344.00	780,922,752.00	15.77
THE NEST SCHOOL	1	335,628.19	62.00	335,566.19	0.02
THE PEOPLE CONCERN fka. OCEAN PARK COMMUNITY CENTER aka: OPC	1				
THE RECTOR WARDENS AND VESTRYMEN OF ST. MATTHEWS IN PACIFIC PALISADES	3	788,826.50	385,135.17	403,691.33	48.82
THE REGENT OF UNIVERSITY CALIFORNIA, LOS ANGELES FBO UCLA EXTENSION	3	92,068.50	57,435.83	34,632.67	62.38
THE RIVIERA TENNIS FOUNDATION (formerly THE RIVIERA FOUNDATION, INC.)	1	55,513.74	4,244.00	51,269.74	7.64
THE UNUSUAL SUSPECTS THEATRE COMPANY	1	84,156.00	1,416.00	82,740.00	1.68
THEATRE PALISADES	1	9,362.51	62.00	9,300.51	0.66
THRIVE IN JOY NICK FAGNANO FOUNDATION	1	11,031.48	5,552.09	5,479.39	50.33
TIDES CENTER dba CHILDREN'S ACTION NETWORK	1				
TIERRA DEL SOL FOUNDATION	1	140,100.00	59,795.00	80,305.00	42.68
TIERRA'S ANGELS	1	131,554.00	26,999.00	104,555.00	20.52
TORRANCE MEMORIAL MEDICAL CENTER HEALTH CARE FOUNDATION	2	2,231,654.38	841,249.00	1,390,405.38	37.70
TOY LOAN ADVISORY BOARD	1	10,213.10	687.00	9,526.10	6.73
TREE PEOPLE, INC.	1	373,992.50	175,403.94	198,588.56	46.90
TROOP 927 BSA, INC.	1	622.35	96.95	525.40	15.58
TUNA CANYON DETENTION STATION COALITION	2	35,601.60	368.00	35,233.60	1.03
U C L A FOUNDATION	13	8,525,693.56	1,333,045.37	7,192,648.19	15.64
U C L A FOUNDATION - ANDERSON SCHOOL OF MANAGEMENT	1	382,770.00	323,962.00	58,808.00	84.64
U C L A FOUNDATION - FRIENDS OF THE SEMEL INSTITUTE FOR NEUROSCIENCE AND HUMAN BEHAVIOR	1	373,631.00	4,256.00	369,375.00	1.14
U C L A FOUNDATION - HEALTH SCIENCES DEVELOPMENT	2	151,287.00	10,511.46	140,775.54	6.95
U C L A FOUNDATION - MATTEL CHILDREN'S HOSPITAL	1	1,225,886.13	445,468.94	780,417.19	36.34
U C L A FOUNDATION - PRYTANEAN ALUMNAE ASSOCIATION	1	8,333.00	2,500.00	5,833.00	30.00
U C L A FOUNDATION - SCHOOL OF THE ARTS AND ARCHITECTURE aka FRIENDS OF JAZZ AT UCLA	1				
U C L A HEALTH SYSTEM AUXILIARY	1				
UGANDA AIDS ORPHAN CHILDREN FOUNDATION	1	203,118.00	4,642.00	198,476.00	2.29
UNION RESCUE MISSION	1	42,310,000.00	5,634,000.00	36,676,000.00	13.32
UNITED FRIENDS OF THE CHILDREN	1	678,075.00	110,211.00	567,864.00	16.25
UNITED IN HARMONY	1	120,061.00	29,428.00	90,633.00	24.51
UNITED NETWORK FOR ORGAN SHARING	1	77,700,680.00	665,146.00	77,035,534.00	0.86
UNITED STATES OLYMPIC AND PARALYMPIC FOUNDATION	1	4,808,123.00	62.00	4,808,061.00	0.00
UNITED WAY, INC. dba: UNITED WAY OF GREATER LOS ANGELES	6	87,854,271.84	5,605,791.54	82,248,480.30	6.38
UNIVERSITY KIDNEY RESEARCH ORGANIZATION	1	309,160.00	159,415.81	149,744.19	51.56
UNIVERSITY OF SOUTHERN CALIFORNIA (Main File)	1	278,554.00	45,847.00	232,707.00	16.46
UNIVERSITY OF SOUTHERN CALIFORNIA - KUSC, FM RADIO	1	6,967,040.00	941,033.00	6,026,007.00	13.51
VALLEY COMMUNITY HEALTHCARE	1	655,276.00	137,562.00	517,714.00	20.99
VALLEY JEWISH COMMUNITY CENTER, INC.	1	30,005.00	5,757.00	24,248.00	19.19
VALLEY VILLAGE	2	124,748.20	24,593.50	100,154.70	19.71
VARIETY - THE CHILDREN'S CHARITY OF SOUTHERN CALIFORNIA	4	391,683.00	104,742.00	286,941.00	26.74
VENICE COMMUNITY HOUSING CORPORATION	1	167,365.00	39,032.00	128,333.00	23.32
VENICE FAMILY CLINIC	1				
VENICE HONGWANJI BUDDHIST TEMPLE	1	97,747.00	33,053.00	64,694.00	33.81
VENICE JAPANESE COMMUNITY CENTER	1	28,068.61	8,865.95	19,202.66	31.59
VENICE PRIDE	1	154,574.08	212,222.98	-57,648.91	137.30
VETERANS OF FOREIGN WARS OF THE UNITED STATES	1	77,693,248.00	35,658,372.00	42,034,876.00	45.90
VICTIMS OF COMMUNISM MEMORIAL FOUNDATION, INC.	1				
VICTOR E. ANTEPARA GLOBAL STUDIOS FOUNDATION	1	1,500.00	1,300.00	200.00	86.67
VINTAGE HOLLYWOOD FOUNDATION	1				
VISTAS FOR CHILDREN, INC	2	205,794.00	56,176.04	149,617.96	27.30
VIVA PANAMA ORGANIZATION, INC.	1				
VOLUNTEER LEAGUE OF THE SAN FERNANDO VALLEY	1	165,790.25	3,312.00	162,478.25	2.00
WATER FOR PEOPLE	1				
WATER FOR SOUTH SUDAN, INC	1				
WATERKEEPER ALLIANCE, INC.	1				
WEINGART CENTER ASSOCIATION	2	487,560.00	228,347.72	259,212.28	46.83
WELL MISSION (THE)	1	48,506.59	43,634.88	4,871.71	89.96
WELLS BRING HOPE	1	162,366.00	24,478.00	137,888.00	15.08
WESLEY SCHOOL	1	169,135.00	83,269.00	85,866.00	49.23
weSPARK, INC. Dba: weSPARK Cancer Support Center	3	437,730.00	70,386.00	367,344.00	16.08
WEST VALLEY BOYS AND GIRLS CLUB	2	183,017.00	42,937.40	140,079.60	23.46
WESTERN CENTER ON LAW AND POVERTY, INC.	2	922,230.75	129,693.05	792,537.70	14.06
WESTERN JUSTICE CENTER FOUNDATION	1	548,813.00	165,463.00	383,350.00	30.15
WESTLAND SCHOOL, INC. THE	1	46,390.50	62.00	46,328.50	0.13

Agency Name	Applications Received	Gross Receipts	Total Expenses	Net Receipts	Expense Ratio (%)
WESTSIDE FAMILY HEALTH CENTER	1				
WESTSIDE FOOD BANK	1	1,568,294.88	36,798.09	1,531,496.79	2.35
WESTSIDE NEIGHBORHOOD SCHOOL	2	2,019,344.00	242,670.00	1,776,674.00	12.02
WHITE MEMORIAL MEDICAL CENTER CHARITABLE FOUNDATION	2	645,548.81	283,740.98	361,807.83	43.95
WHITE RIBBON ALLIANCE FOR SAFE MOTHERHOOD, INC.	1				
WILLOWS COMMUNITY SCHOOL (THE)	2	1,541,783.00	273,985.00	1,267,798.00	17.77
WINDSOR SQUARE - HANCOCK PARK HISTORICAL SOCIETY	1	12,709.00	4,180.00	8,529.00	32.89
WOMEN IN FILM	1	1,196,137.25	536,713.00	659,424.25	44.87
WOMEN LAWYERS ASSOCIATION OF LOS ANGELES FOUNDATION aka: WLALA FOUNDATION	2	57,893.70	11,824.00	46,069.70	20.42
WOMEN'S GUILD, CEDARS-SINAI MEDICAL CENTER	2	1,541,295.31	411,284.61	1,130,010.70	26.68
WORLD CHILDREN'S TRANSPLANT FUND	1	17,106.00	1,097.00	16,009.00	6.41
WORLD RENEW	1	13,613,221.00	2,801,723.00	10,811,498.00	20.58
WORLD WILDLIFE FUND, INC.	1	353,794,240.00	49,356,048.00	304,438,192.00	13.95
WOUNDED WARRIOR PROJECT, INC.	1	242,534.59	169,941.41	72,593.19	70.07
WRITER'S GUILD FOUNDATION	1	745,978.00	76,513.00	669,465.00	10.26
Y M C A OF METROPOLITAN LOS ANGELES dba STUART M. KETCHUM DOWNTOWN YMCA	1	664,713.00	212,290.00	452,423.00	31.94
YOUTH SERVICES UNLIMITED	1				
ZENSHUJI SOTO MISSION	1	36,449.00	18,247.99	18,201.01	50.06
<b>TOTAL</b>	<b>943</b>	<b>\$10,289,434,978.76</b>	<b>\$1,007,481,915.75</b>	<b>\$9,281,953,109.00</b>	<b>9.79</b>




LOS ANGELES  
POLICE COMMISSION

# PHILANTHROPY REPORT

COMMISSION INVESTIGATION DIVISION  
CHARITABLE SERVICES SECTION (CSS)



 100 W. 1st Street, Room 147  
Los Angeles, CA 90012

 [PCCharity@lapd.online](mailto:PCCharity@lapd.online)

 [lapdonline.org/police-commission/cid/charitable-services-section](http://lapdonline.org/police-commission/cid/charitable-services-section)